



US00D817047S

(12) **United States Design Patent** (10) **Patent No.:** **US D817,047 S**
Barnes et al. (45) **Date of Patent:** **** May 8, 2018**

- (54) **CABINET VENT COVER**
- (71) Applicant: **A-dec, Inc.**, Newberg, OR (US)
- (72) Inventors: **Jeffrey K. Barnes**, Tualatin, OR (US);
Harold Halvorson, Jr., Portland, OR (US)
- (73) Assignee: **A-dec, Inc.**, Newberg, OR (US)
- (**) Term: **15 Years**
- (21) Appl. No.: **29/554,510**
- (22) Filed: **Feb. 11, 2016**
- (51) **LOC (11) Cl.** **06-04**
- (52) **U.S. Cl.**
USPC **D6/703.5**
- (58) **Field of Classification Search**
USPC D6/703.5, 559, 560, 561, 663, 671,
D6/671.1, 671.2, 671.3, 671.4, 672, 703,
D6/703.2
CPC A47F 3/0417; A47B 47/042; A47B 17/04;
A47B 45/00; A47B 47/00; A47B 47/03;
A47B 47/05; A47B 67/00; A47B 67/005
See application file for complete search history.

- (56) **References Cited**
- U.S. PATENT DOCUMENTS
- 1,268,509 A * 6/1918 Stone A47B 47/03
292/162
- D125,270 S * 2/1941 Hand D6/703.5
- D141,257 S * 5/1945 Elconin D13/184

- D186,943 S * 12/1959 Due et al. D13/184
- D263,216 S * 3/1982 Maher D13/184
- D335,407 S * 5/1993 Ngian D13/184
- D349,689 S * 8/1994 Beaumont D13/184
- D401,940 S * 12/1998 Flores D13/184
- D439,914 S * 4/2001 Trulaske, Sr. D6/703.5
- D504,267 S * 4/2005 Harwanko D6/559
- D508,026 S * 8/2005 Phipps D13/184
- D624,771 S * 10/2010 Lim D6/561
- D654,162 S * 2/2012 Sykes D23/393

* cited by examiner

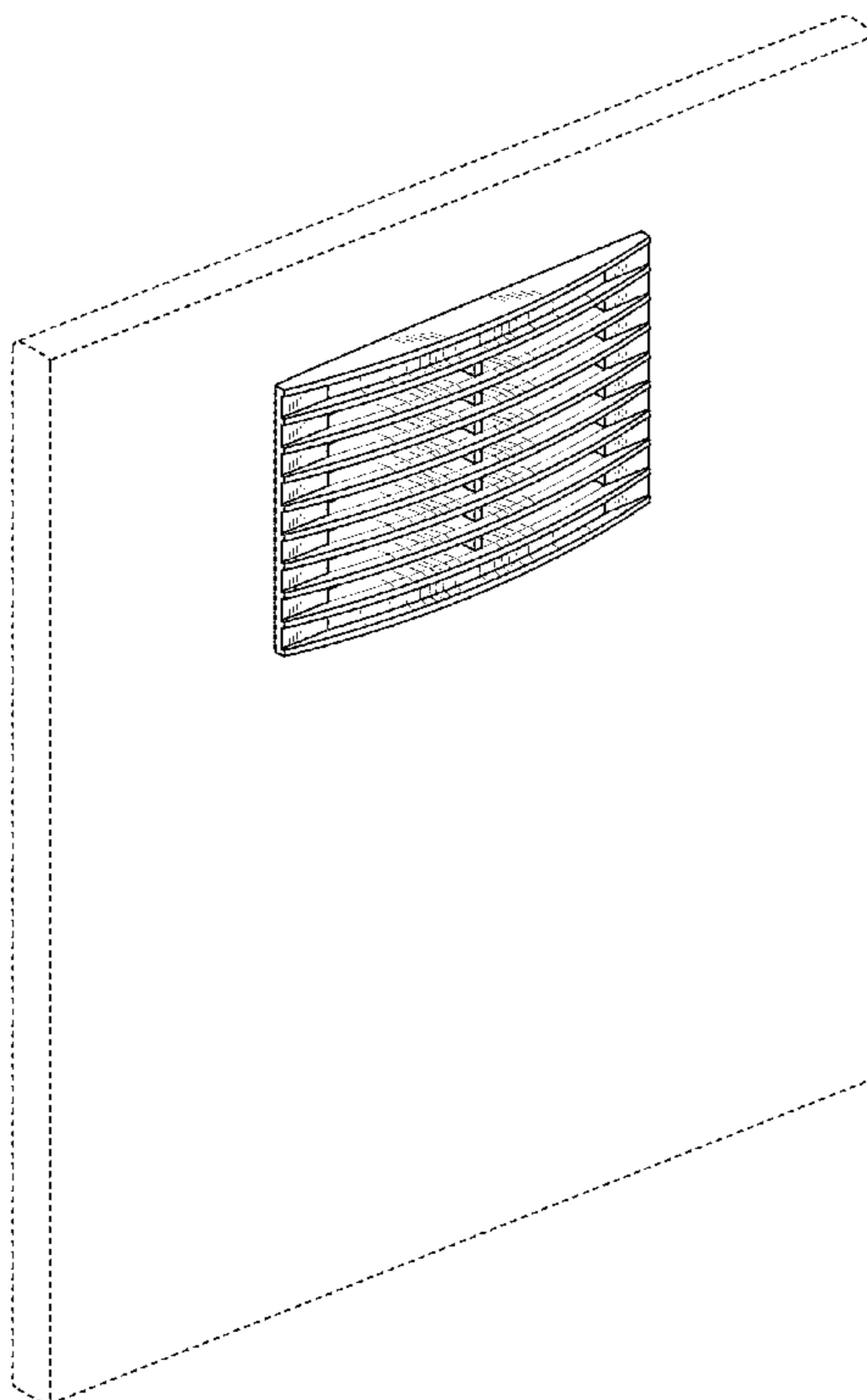
Primary Examiner — Mimosa De
(74) *Attorney, Agent, or Firm* — Klarquist Sparkman,
LLP

(57) **CLAIM**
The ornamental design for a cabinet vent cover, as shown
and described.

DESCRIPTION

FIG. 1 is a perspective view of a cabinet vent cover in use
condition.
FIG. 2 is a front elevational view of the cabinet vent cover.
FIG. 3 is a top plan view thereof.
FIG. 4 is a bottom plan view thereof.
FIG. 5 is a right side elevational view thereof.
FIG. 6 is a left side elevational view thereof; and,
FIG. 7 is a rear elevational view thereof.
The broken line showings of portions of the rear of the
cabinet vent cover form no part of the claimed design. The
broken line showing of a cabinet door illustrates the envi-
ronment of the claimed design and forms no part thereof.

1 Claim, 2 Drawing Sheets



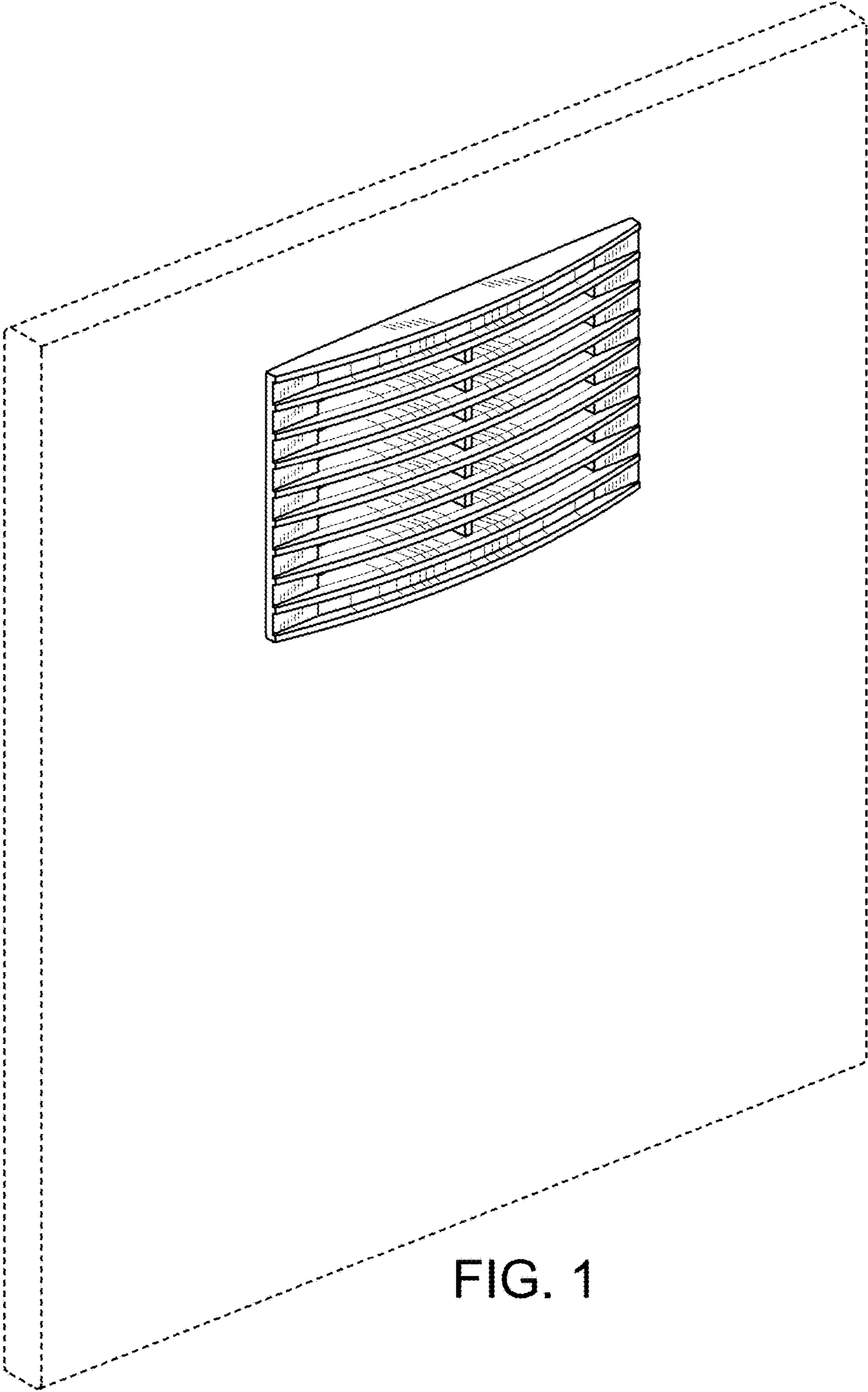


FIG. 1

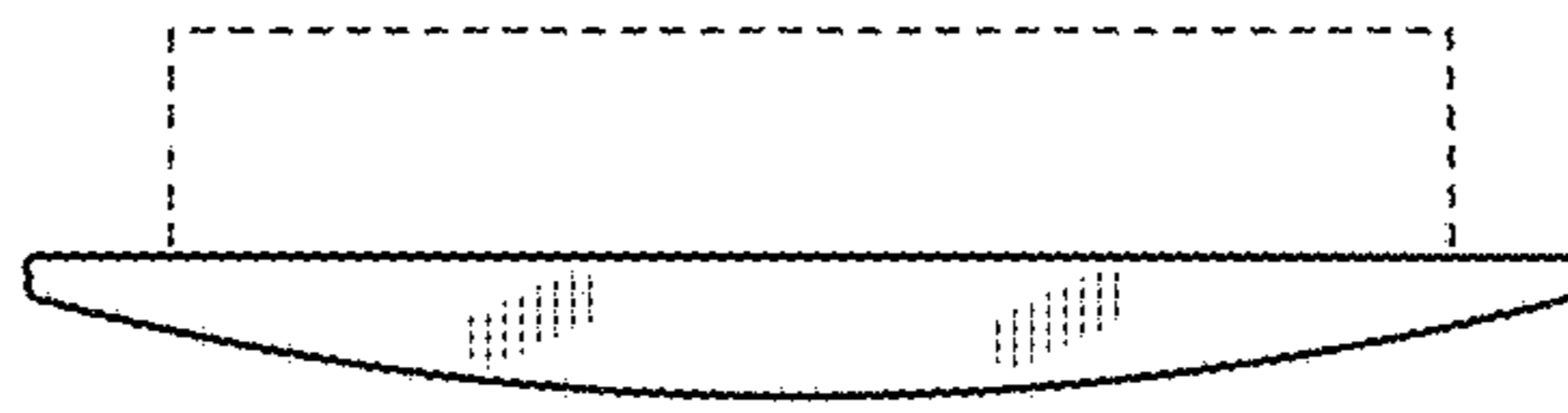


FIG. 3

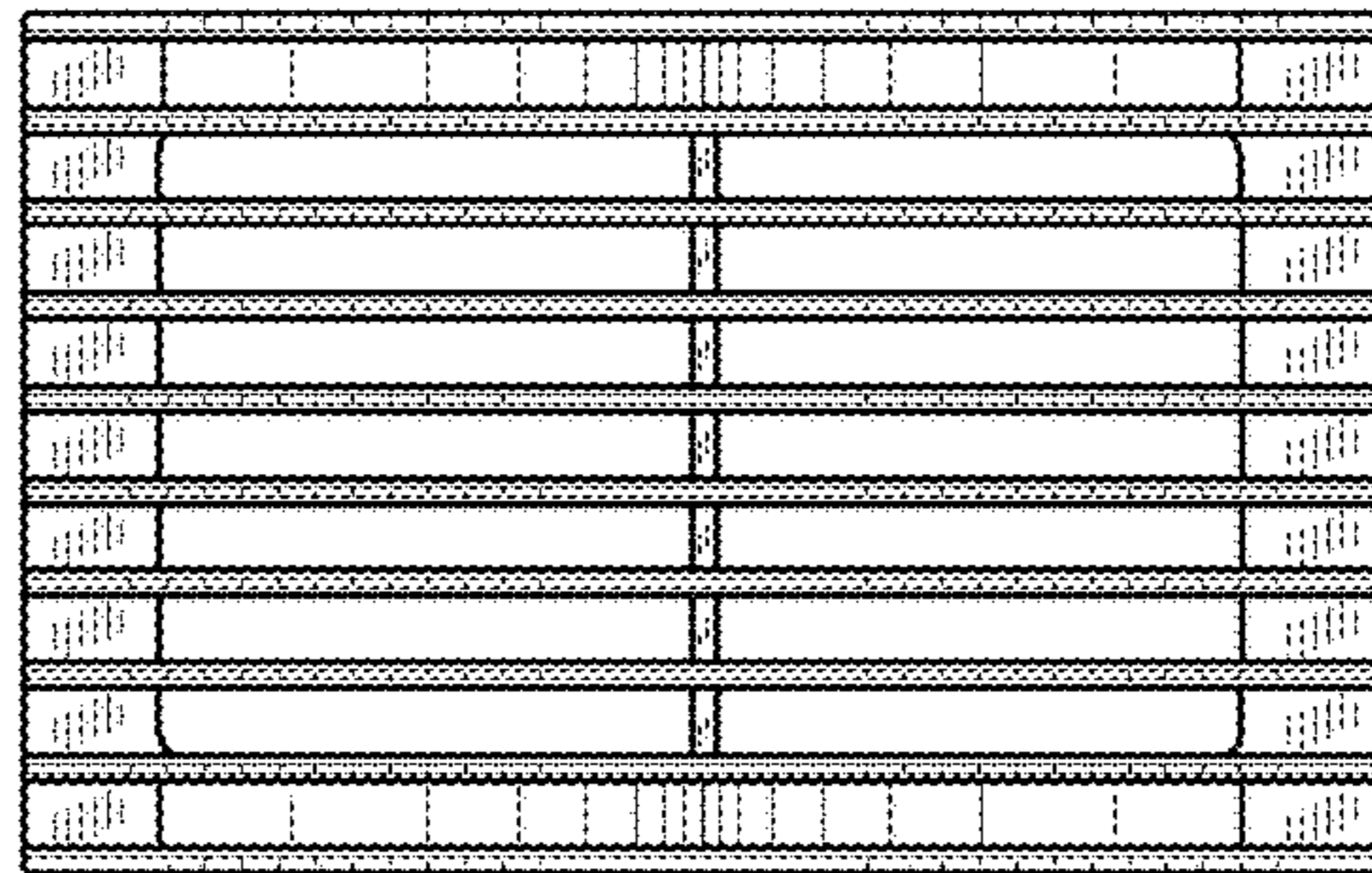


FIG. 2

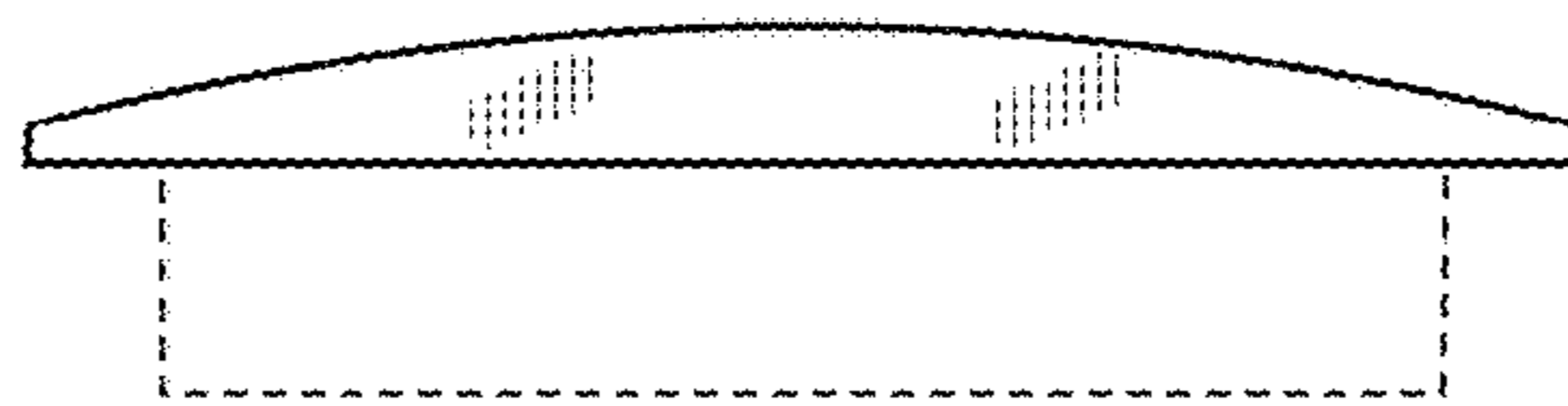


FIG. 4

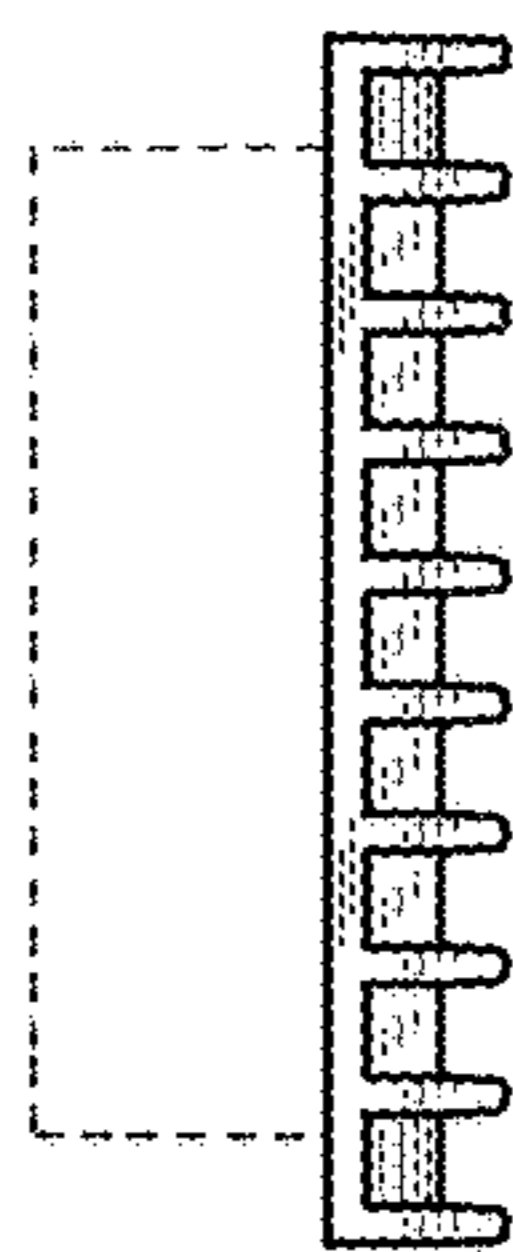


FIG. 5

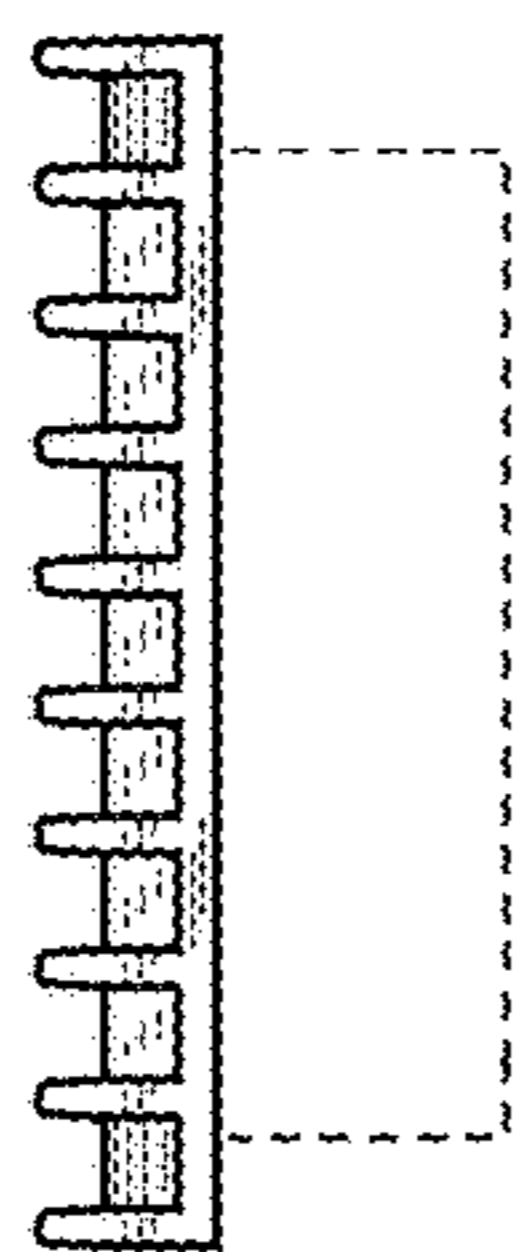


FIG. 6

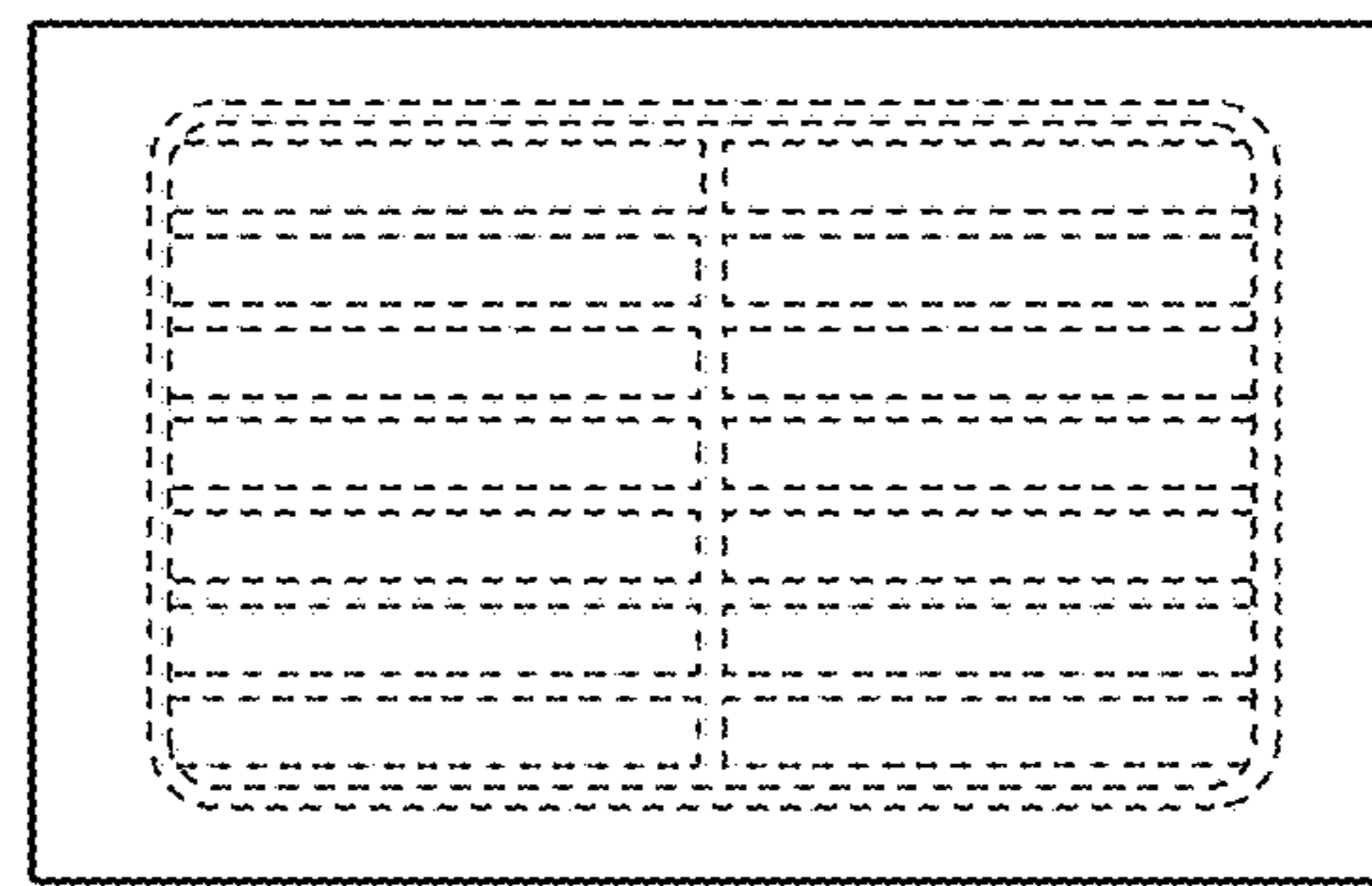


FIG. 7