



US00D817042S

(12) **United States Design Patent**  
**Gauggel**

(10) **Patent No.:** **US D817,042 S**

(45) **Date of Patent:** **\*\* May 8, 2018**

(54) **DISPLAY STRUCTURE**

(71) Applicant: **Carl Zeiss Vision International GmbH**, Aalen (DE)

(72) Inventor: **Elmar Gauggel**, Vaihingen an der Enz (DE)

(73) Assignee: **Carl Zeiss Vision International GmbH**, Aalen (DE)

(\*\*) Term: **15 Years**

(21) Appl. No.: **29/590,234**

(22) Filed: **Jan. 9, 2017**

(30) **Foreign Application Priority Data**

Jul. 7, 2016 (EP) ..... 003299130-0001  
Jul. 7, 2016 (EP) ..... 003299130-0002

(Continued)

(51) **LOC (11) Cl.** ..... **06-06**

(52) **U.S. Cl.**  
USPC ..... **D6/682.4**

(58) **Field of Classification Search**  
USPC ..... D6/672, 675, 675.1, 680, 680.2, 682,  
D6/682.1, 682.2, 682.4, 512, 702

(Continued)

(56) **References Cited**

**U.S. PATENT DOCUMENTS**

4,653,209 A \* 3/1987 Cobb ..... G09F 7/02  
40/568  
4,977,698 A \* 12/1990 Seggerson ..... G09F 7/10  
40/564

(Continued)

*Primary Examiner* — Kelley Donnelly

(74) *Attorney, Agent, or Firm* — Walter Ottesen, P.A.

(57) **CLAIM**

The ornamental design for a display structure, as shown and described.

**DESCRIPTION**

FIG. 1 is a first perspective view of a first embodiment of the display structure of our new design;

FIG. 2 is a second perspective view of the display structure of FIG. 1;

FIG. 3 is a front elevation view of the display structure of FIG. 1;

FIG. 4 is a rear elevation view of the display structure of FIG. 1;

FIG. 5 is a top plan view of the display structure of FIG. 1;

FIG. 6 is a bottom plan view of the display structure of FIG. 1;

FIG. 7 is a right side elevation view of the display structure of FIG. 1;

FIG. 8 is a left side elevation view of the display structure of FIG. 1;

FIG. 9 is a first perspective view of a second embodiment of the display structure of our new design;

FIG. 10 is a second perspective view of the display structure of FIG. 9;

FIG. 11 is a front elevation view of the display structure of FIG. 9;

FIG. 12 is a rear elevation view of the display structure of FIG. 9;

FIG. 13 is a top plan view of the display structure of FIG. 9;

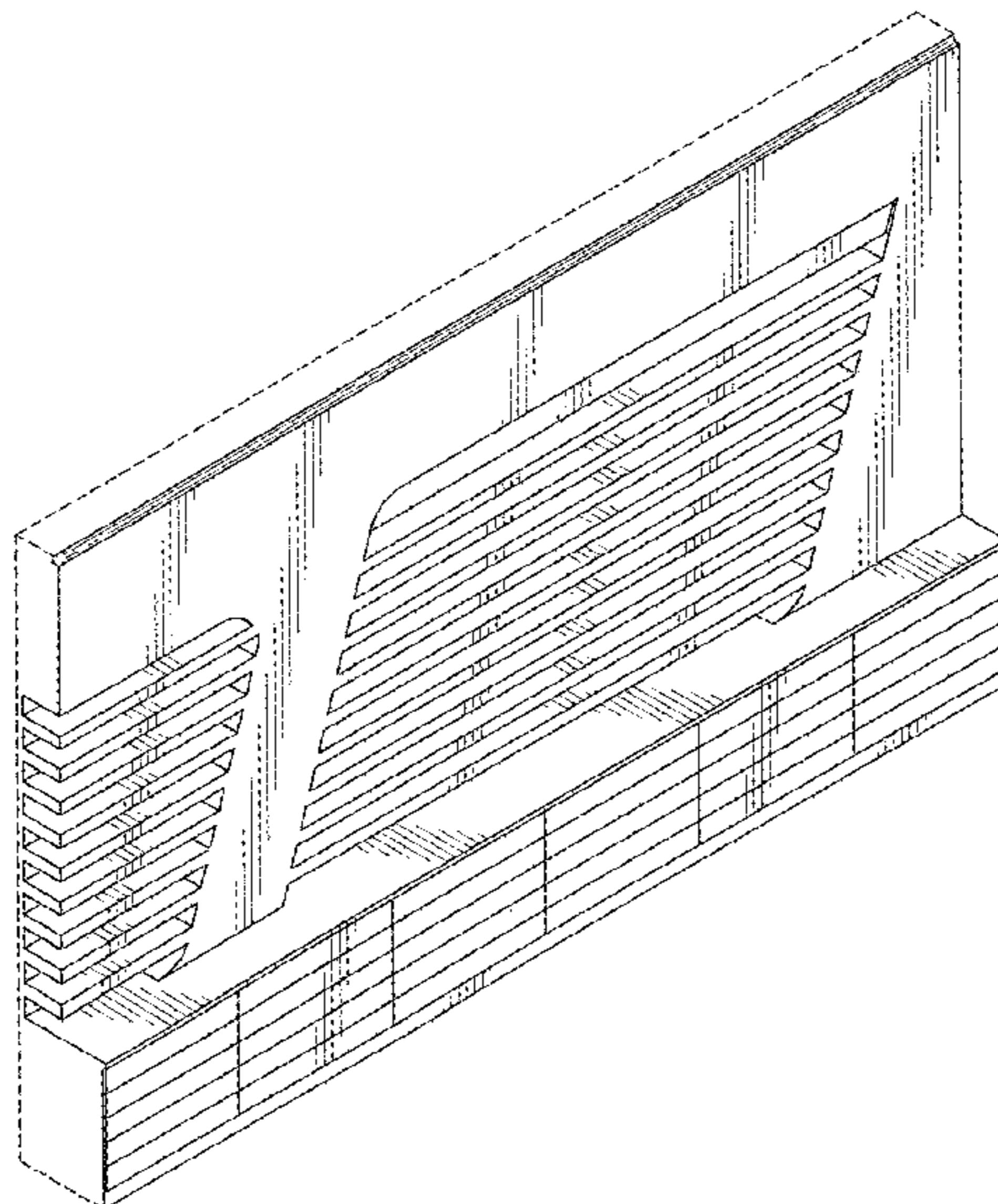
FIG. 14 is a bottom plan view of the display structure of FIG. 9;

FIG. 15 is a right side elevation view of the display structure of FIG. 9; and,

FIG. 16 is a left side elevation view of the display structure of FIG. 9.

The broken lines in the figures show portions of the display structure that form no part of the claimed design.

**1 Claim, 12 Drawing Sheets**



**(30) Foreign Application Priority Data**

Jul. 7, 2016 (EP) ..... 003299130-0003  
 Jul. 7, 2016 (EP) ..... 003299130-0004  
 Jul. 7, 2016 (EP) ..... 003299130-0005  
 Jul. 7, 2016 (EP) ..... 003299130-0006  
 Jul. 7, 2016 (EP) ..... 003299130-0007  
 Jul. 7, 2016 (EP) ..... 003299130-0008  
 Jul. 7, 2016 (EP) ..... 003299130-0009  
 Jul. 7, 2016 (EP) ..... 003299130-0010  
 Jul. 7, 2016 (EP) ..... 003299130-0011  
 Jul. 7, 2016 (EP) ..... 003299130-0012  
 Jul. 7, 2016 (EP) ..... 003299130-0013  
 Jul. 7, 2016 (EP) ..... 003299130-0014  
 Jul. 7, 2016 (EP) ..... 003299130-0015  
 Jul. 7, 2016 (EP) ..... 003299130-0016  
 Jul. 7, 2016 (EP) ..... 003299130-0017  
 Jul. 7, 2016 (EP) ..... 003299130-0018  
 Jul. 7, 2016 (EP) ..... 003299130-0019  
 Jul. 7, 2016 (EP) ..... 003299130-0020  
 Jul. 7, 2016 (EP) ..... 003299130-0021  
 Jul. 7, 2016 (EP) ..... 003299130-0022  
 Jul. 7, 2016 (EP) ..... 003299130-0023  
 Jul. 7, 2016 (EP) ..... 003299130-0024  
 Jul. 7, 2016 (EP) ..... 003299130-0025

**(58) Field of Classification Search**

CPC .. A47F 5/08; A47F 8/07; A47F 5/0018; A47F  
 5/0846

See application file for complete search history.

**(56) References Cited**

U.S. PATENT DOCUMENTS

D397,562 S \* 9/1998 DePottey ..... D25/58  
 D399,010 S \* 9/1998 Current ..... D25/123  
 D400,737 S \* 11/1998 DePottey ..... D25/58  
 D401,451 S \* 11/1998 Sherman ..... D6/682.4  
 D414,567 S \* 9/1999 Burt ..... D25/123  
 D415,203 S \* 10/1999 Sherman ..... D19/90  
 D511,581 S \* 11/2005 Holztrager ..... D25/123  
 D536,802 S \* 2/2007 Sorensen ..... D25/138  
 D673,402 S \* 1/2013 Kuzyk ..... D6/703  
 D691,400 S \* 10/2013 Young ..... D6/596  
 D697,337 S \* 1/2014 Young ..... D6/596  
 D708,874 S \* 7/2014 Lippincott ..... D6/703  
 9,076,354 B1 \* 7/2015 Peota ..... G09F 15/0018  
 D739,166 S \* 9/2015 Dockery ..... D6/672  
 D767,922 S \* 10/2016 Jussila ..... D6/672  
 D785,383 S \* 5/2017 Johnson ..... D6/681.2  
 2007/0278168 A1 \* 12/2007 Li ..... A47B 96/00  
 211/94.01

\* cited by examiner



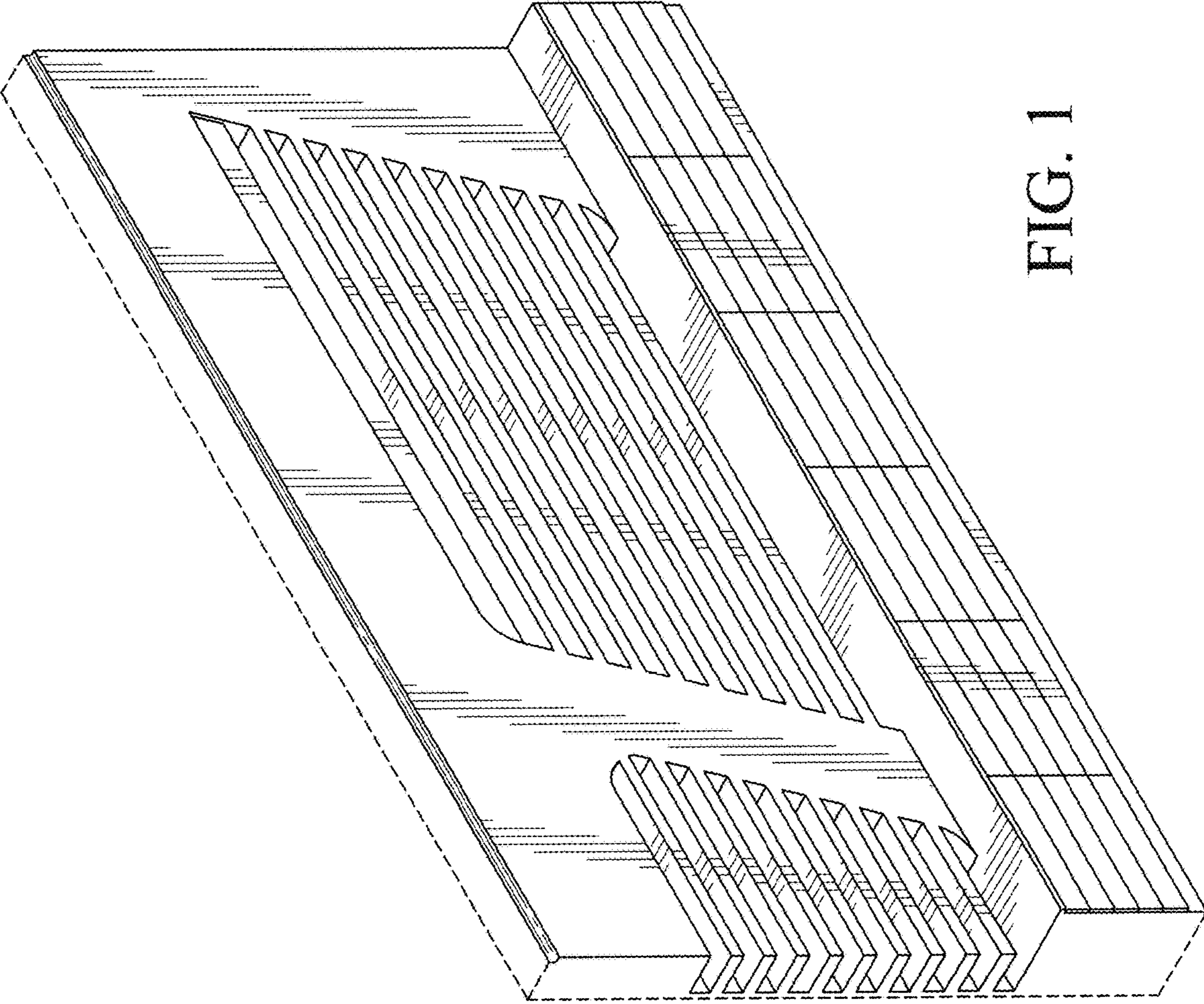


FIG. 1

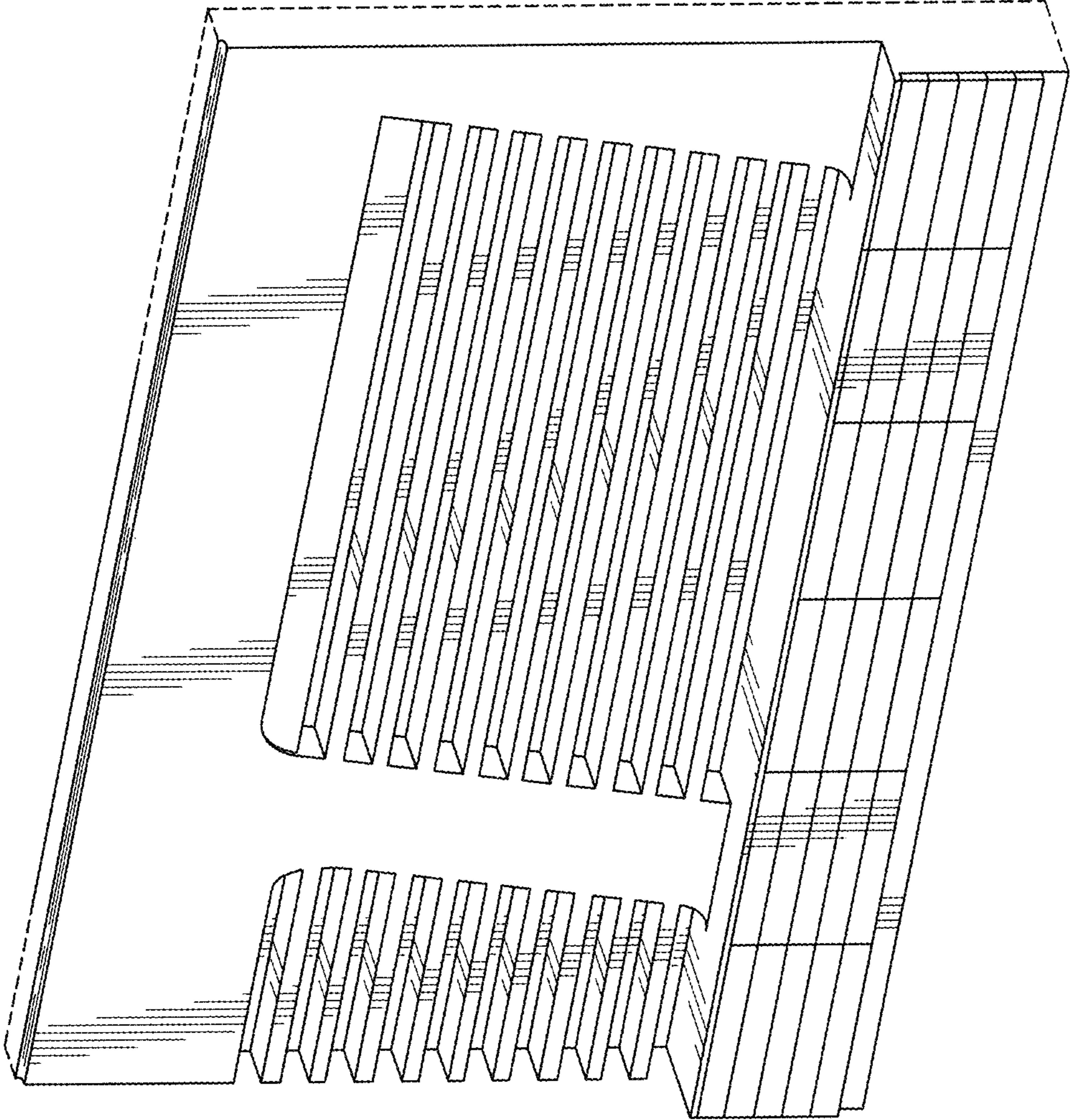


FIG. 2

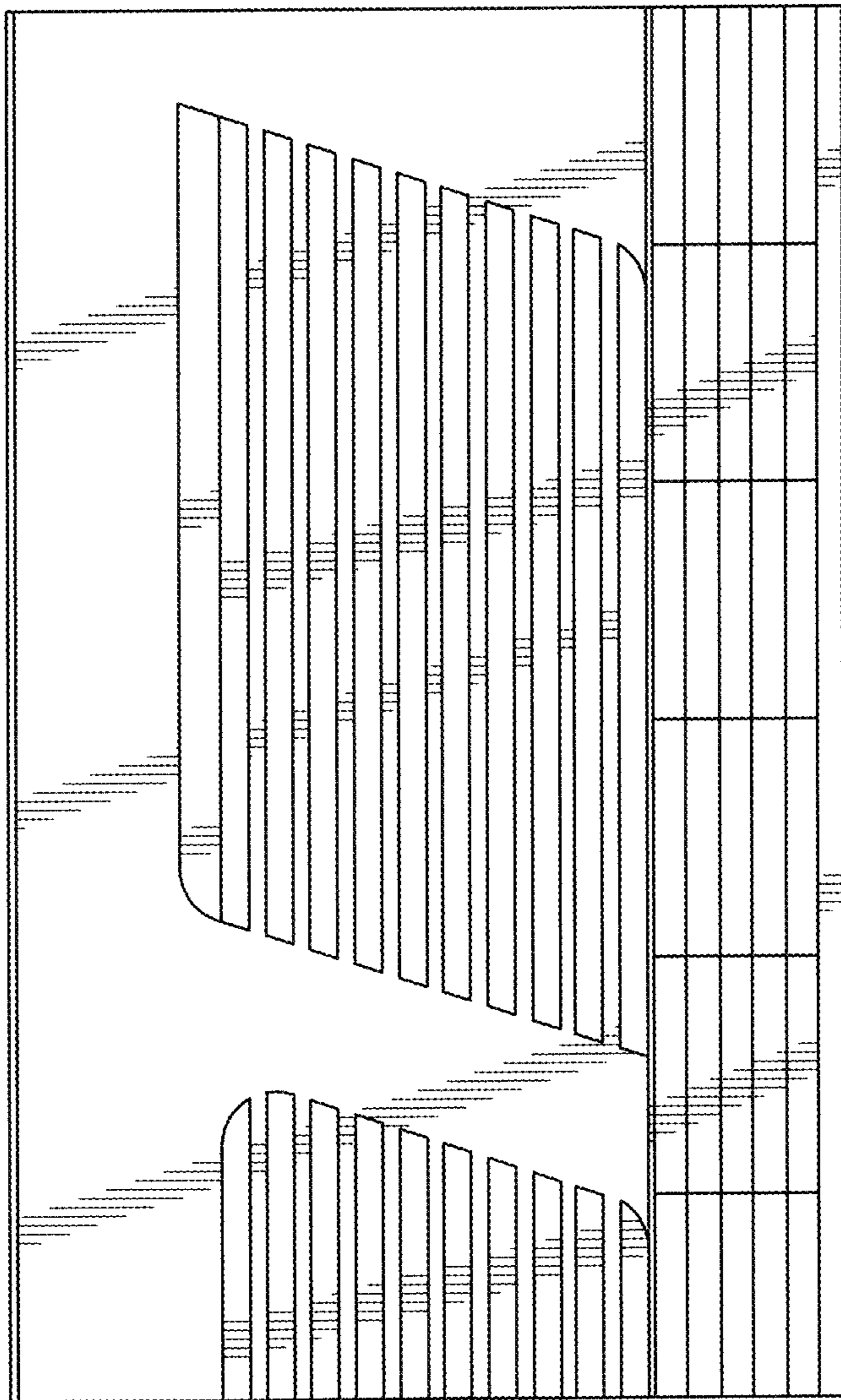


FIG. 3




FIG. 4




FIG. 5




FIG. 6






FIG. 8

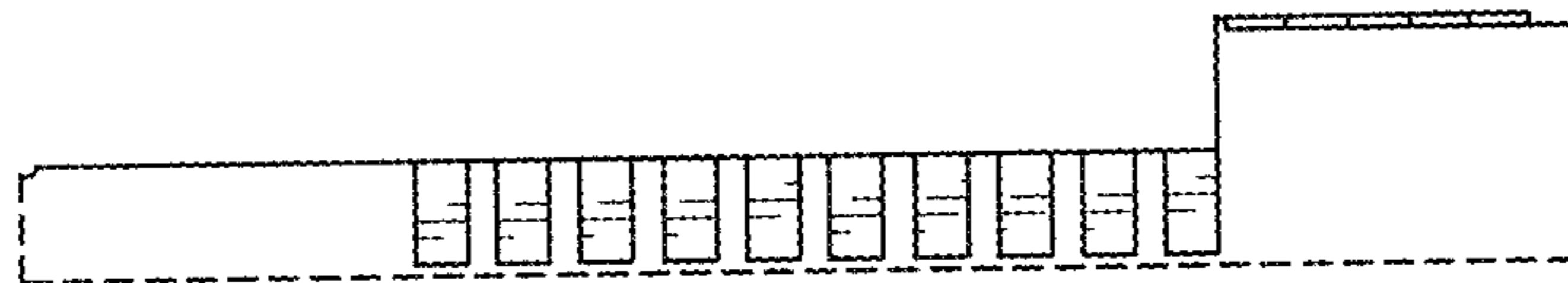


FIG. 7



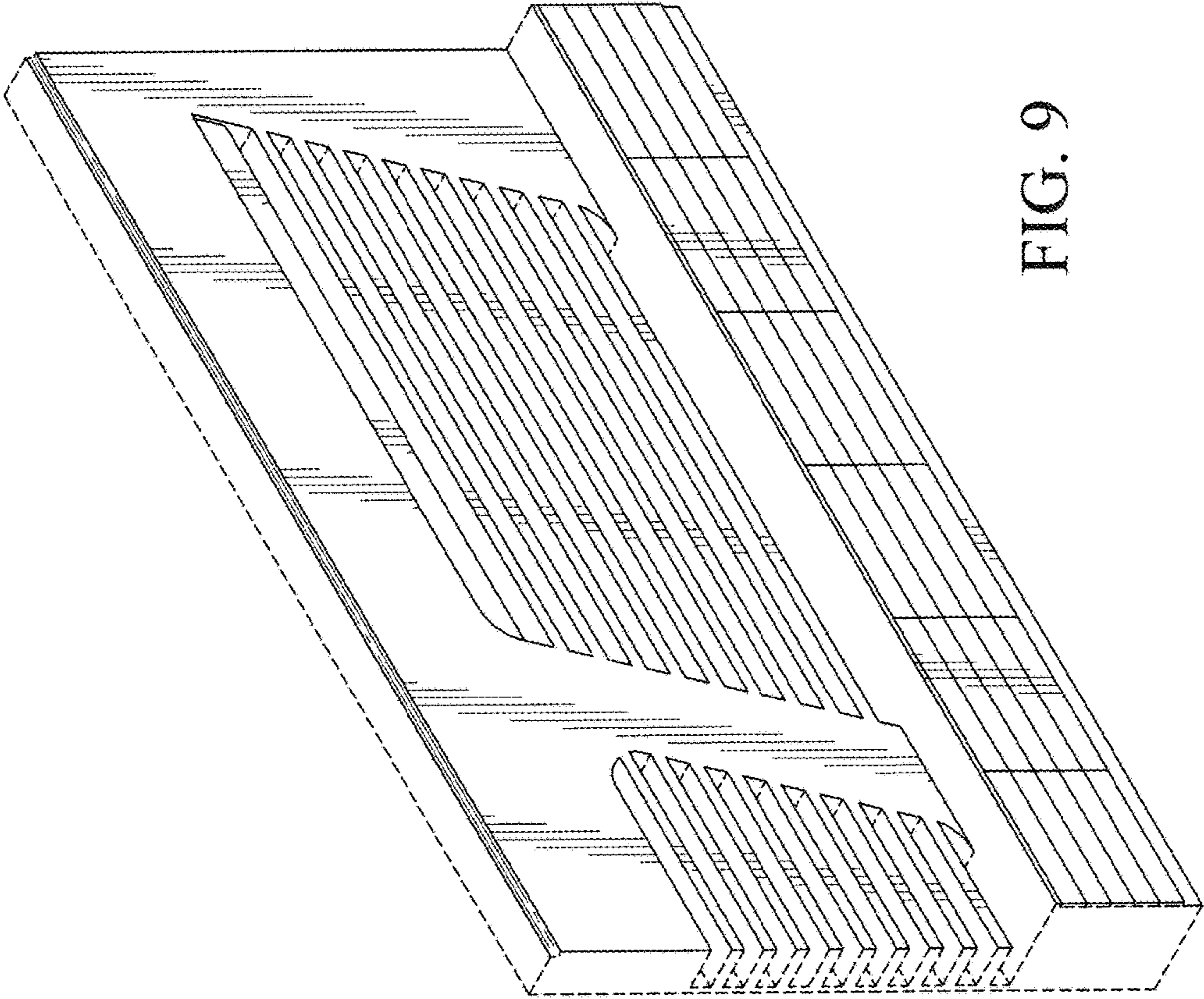


FIG. 9

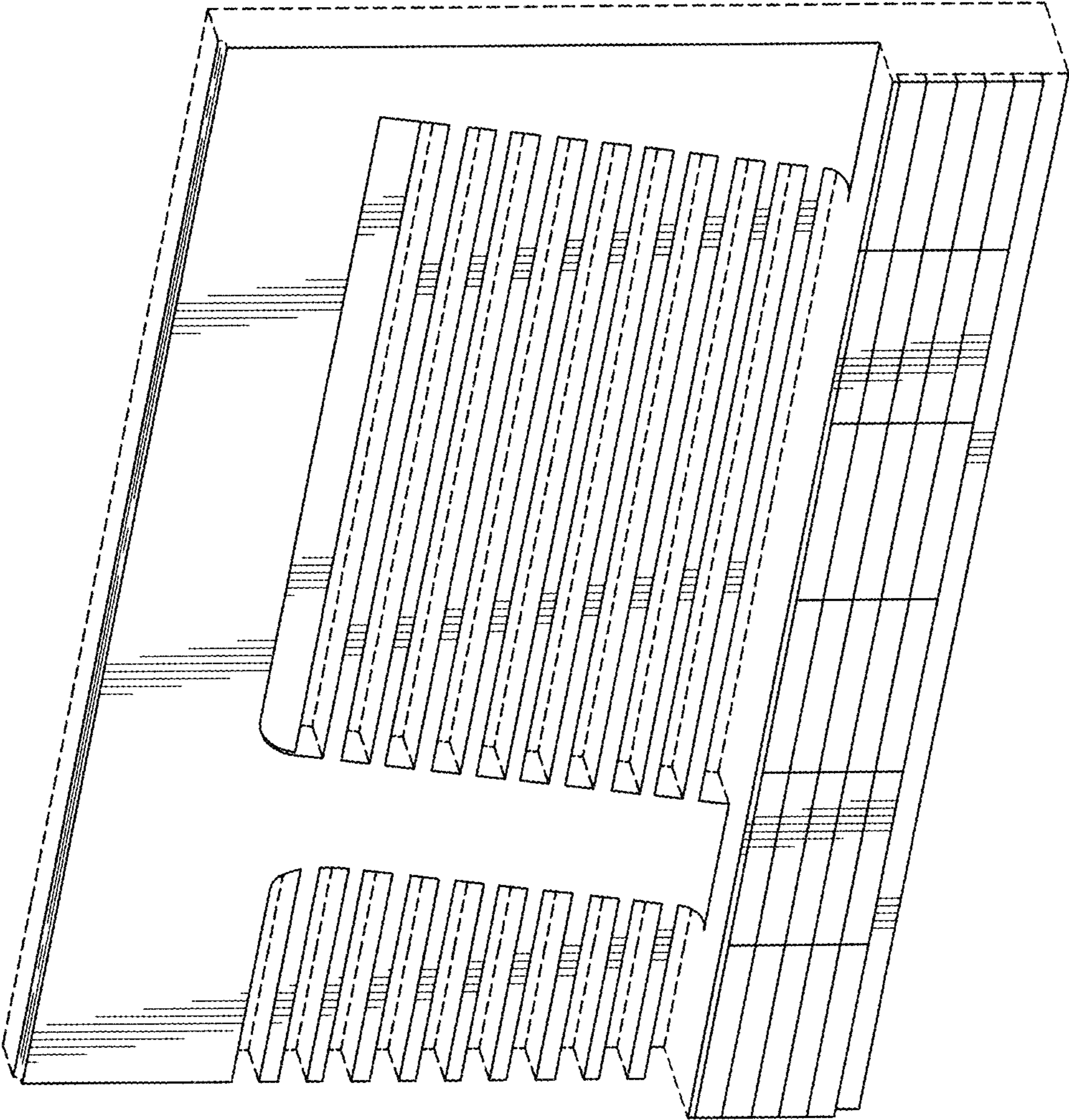


FIG. 10

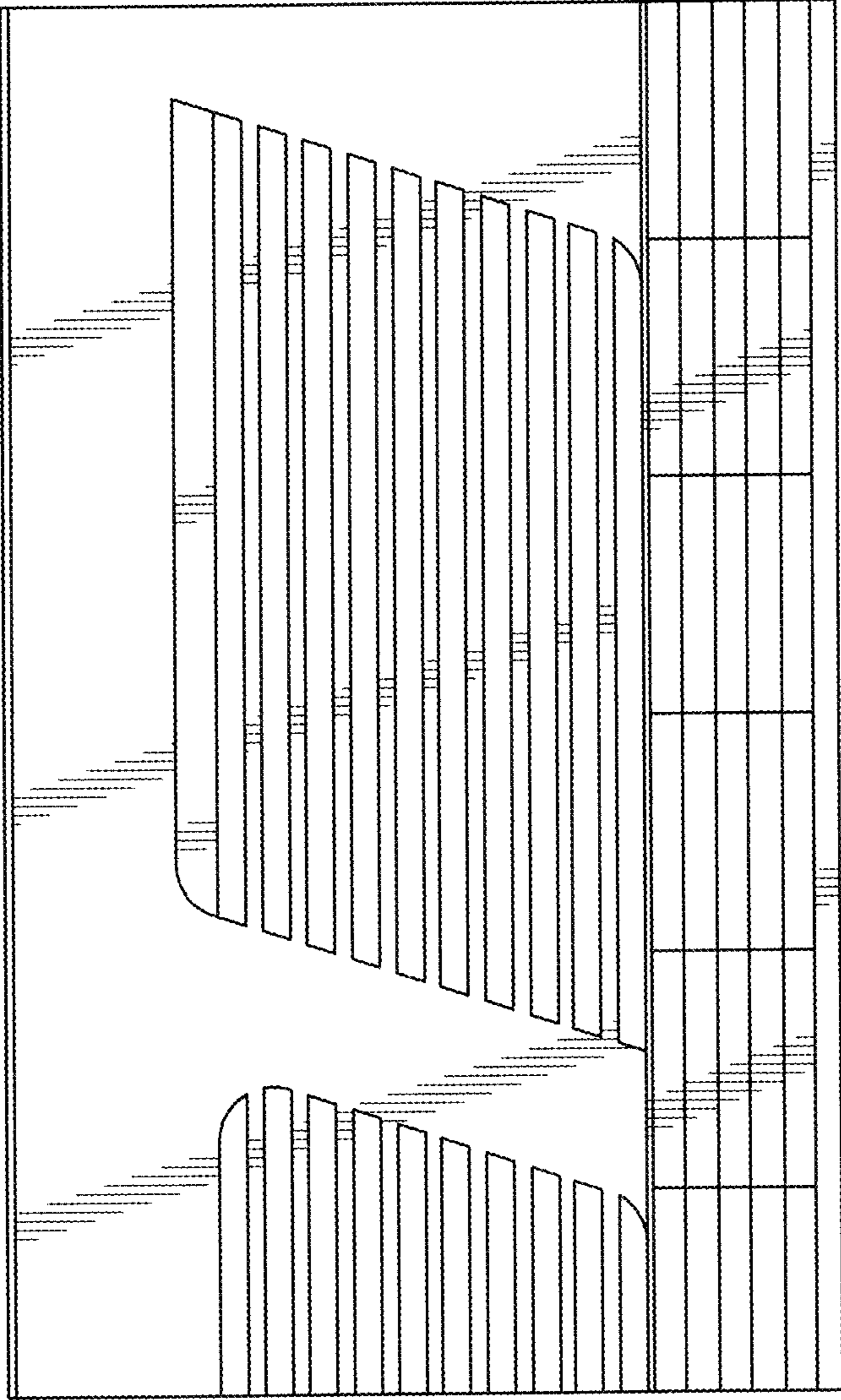


FIG. 11




FIG. 12






FIG. 13




FIG. 14




FIG. 15

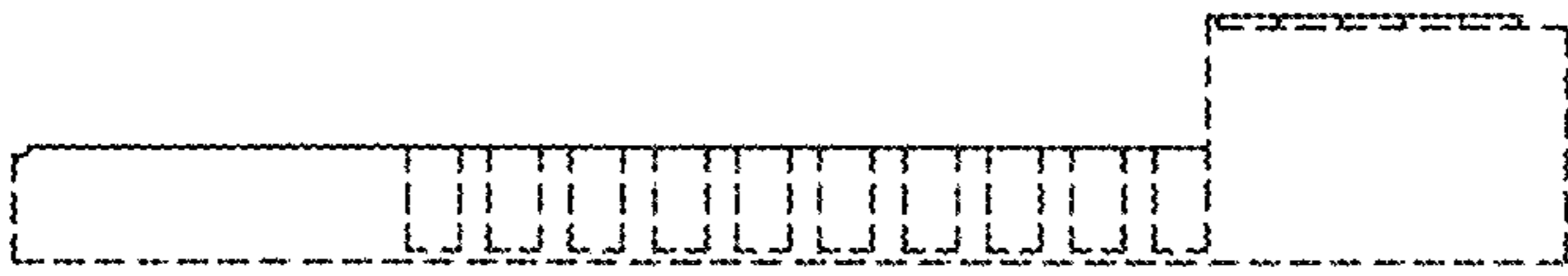


FIG. 16