



US00D817038S

(12) **United States Design Patent** (10) **Patent No.:** **US D817,038 S**  
**Davis et al.** (45) **Date of Patent:** **\*\* May 8, 2018**

(54) **CONSOLE**

2/2881; B60N 2/6018; B60N 2/6036;  
E05B 53/001; E05F 1/006; E06B 3/7001

(71) Applicant: **WALKER EDISON FURNITURE COMPANY, LLC**, Salt Lake City, UT (US)

See application file for complete search history.

(72) Inventors: **Matthew Davis**, Murray, UT (US);  
**Brad Bonham**, Draper, UT (US)

(56) **References Cited**

U.S. PATENT DOCUMENTS

(73) Assignee: **WALKER EDISON FURNITURE COMPANY, LLC**, Salt Lake City, UT (US)

D61,344 S *	8/1922	Mayer	.....	D14/168
D68,659 S *	11/1925	Smith	.....	D14/168
D182,836 S *	5/1958	Lubberts	.....	D6/657
D186,115 S *	9/1959	Church	.....	D14/184
D188,196 S *	6/1960	Lubberts	.....	D6/671.1
D188,197 S *	6/1960	Swarts	.....	D6/671.1
D193,516 S *	9/1962	Deaton	.....	D6/657
D196,451 S *	10/1963	McMullen	.....	D14/168
D249,429 S *	9/1978	Robinson	.....	D6/671
D262,847 S *	2/1982	Keller	.....	D6/671.1
D385,431 S *	10/1997	Lee	.....	D6/657
D403,529 S *	1/1999	De Blaay	.....	D6/657

(\*\*) Term: **15 Years**

(Continued)

(21) Appl. No.: **29/591,826**

*Primary Examiner* — Kevin K Rudzinski

(22) Filed: **Jan. 24, 2017**

*Assistant Examiner* — Paul D Bohannon

(51) **LOC (11) Cl.** ..... **06-04**

(52) **U.S. Cl.**  
USPC ..... **D6/657**

(74) *Attorney, Agent, or Firm* — Workman Nydegger

(58) **Field of Classification Search**  
USPC ..... D6/656.1, 657, 661, 663, 671, 671.1,  
D6/691.8, 691.9; D14/168, 175, 179,  
D14/188, 209.1, 210, 211; D23/286, 403,  
D23/410, 463

(57) **CLAIM**

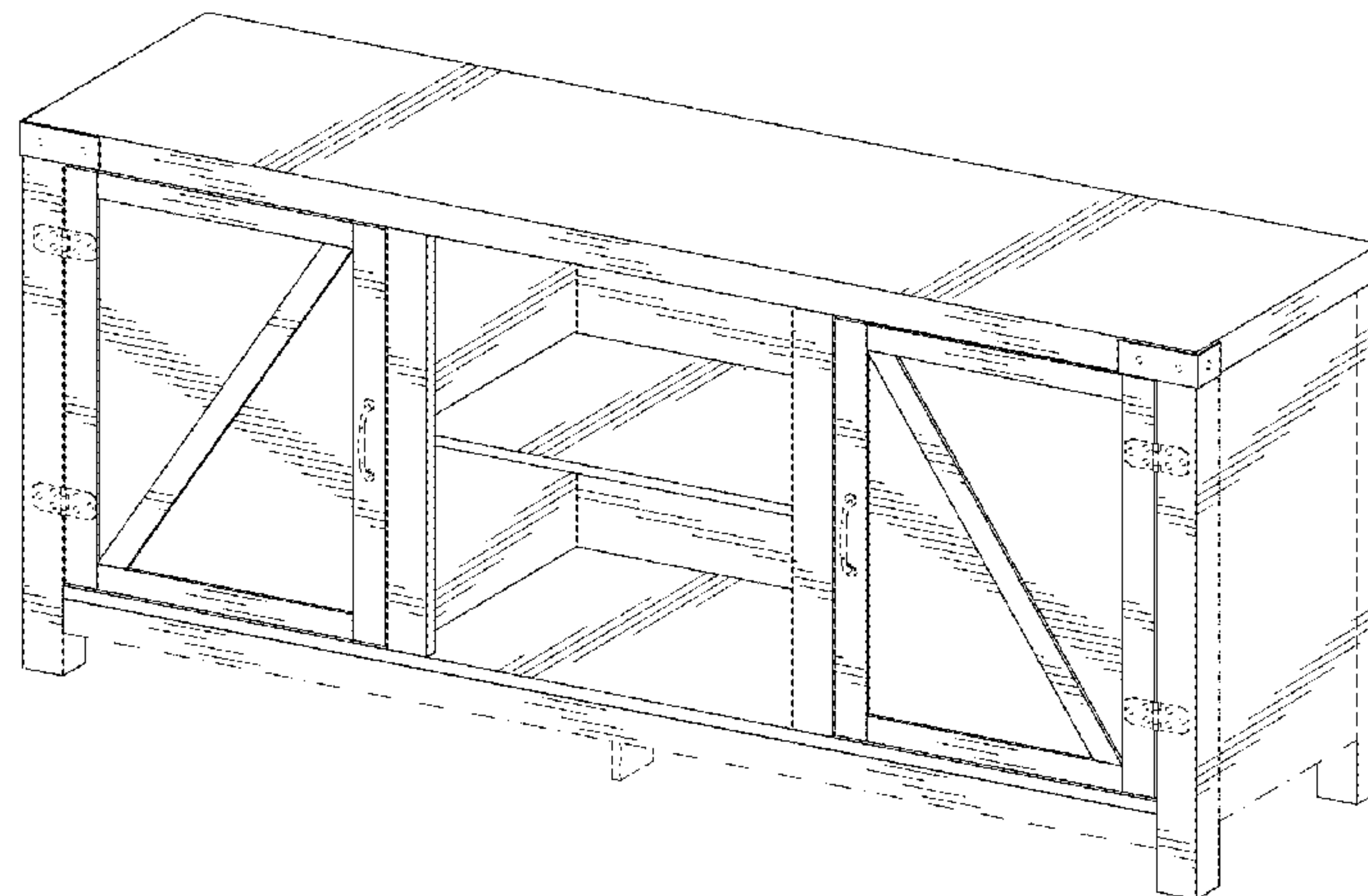
The ornamental design for a console, as shown and described.

CPC ..... A47B 55/02; A47B 3/00; A47B 81/005;  
A47B 81/00; A47B 67/02; A47B 77/02;  
A47B 47/05; A47B 47/024; A47B  
47/0066; A47B 87/005; A47B 87/0292;  
A47B 43/00; A47B 88/49; A47B 88/90;  
A47G 1/12; A47G 1/10; A47G 1/06;  
A47G 1/0616; A47F 3/002; A47F 3/0413;  
A47F 5/08; A47F 5/116; A47F 5/0018;  
A45C 11/16; B42F 17/00; E05C 19/001;  
E05C 3/042; E05C 7/04; F25D 21/14;  
F25D 23/02; F25D 23/069; F25D  
2400/10; F25D 2400/18; G09F 1/12;  
G09F 9/10; G09F 15/0012; H05K 9/0062;  
Y10T 428/24694; Y10T 403/73; B01D  
3/148; B22F 3/1055; B60N 2/60; B60N

**DESCRIPTION**

FIG. 1 is a front perspective view of a console;  
FIG. 2 is a front elevation view thereof;  
FIG. 3 is a back elevation view thereof;  
FIG. 4 is a top plan view thereof;  
FIG. 5 is a bottom plan view thereof;  
FIG. 6 is a right elevation view thereof; and,  
FIG. 7 is a left elevation view thereof.  
The dash-dash broken lines in the drawings are for the purpose of illustrating portions of the article and form no part of the claimed design. The dash-dot-dash broken lines define the boundaries of the claimed design and form no part thereof.

**1 Claim, 4 Drawing Sheets**



(56)

**References Cited**

U.S. PATENT DOCUMENTS

D425,330	S	*	5/2000	O'Hare	.....	D6/671.1
D448,203	S	*	9/2001	Jeup	.....	D6/671.1
D478,432	S	*	8/2003	Juneau	.....	D6/657
D534,379	S	*	1/2007	Juneau	.....	D6/691.8
D548,488	S	*	8/2007	Weatherly	.....	D6/661
D594,248	S	*	6/2009	Zambelli	.....	D6/661
D630,453	S	*	1/2011	Rafieha	.....	D6/661
D632,902	S	*	2/2011	Rafieha	.....	D6/661
D644,853	S	*	9/2011	Becker	.....	D6/661
D653,051	S	*	1/2012	Lin	.....	D6/661
D655,946	S	*	3/2012	Sexton	.....	D6/661
D663,137	S	*	7/2012	Andersen	.....	D6/661
D663,138	S	*	7/2012	Andersen	.....	D6/661
D667,654	S	*	9/2012	Lenney	.....	D6/671.1
D687,250	S	*	8/2013	Weatherly	.....	D6/661
D718,957	S	*	12/2014	Helser	.....	D6/661
D720,563	S	*	1/2015	Burden	.....	D6/671.1
D767,752	S	*	9/2016	Davis	.....	D23/403
D791,302	S	*	7/2017	Davis	.....	D23/403
D808,688	S	*	1/2018	Everson	.....	D6/657

\* cited by examiner

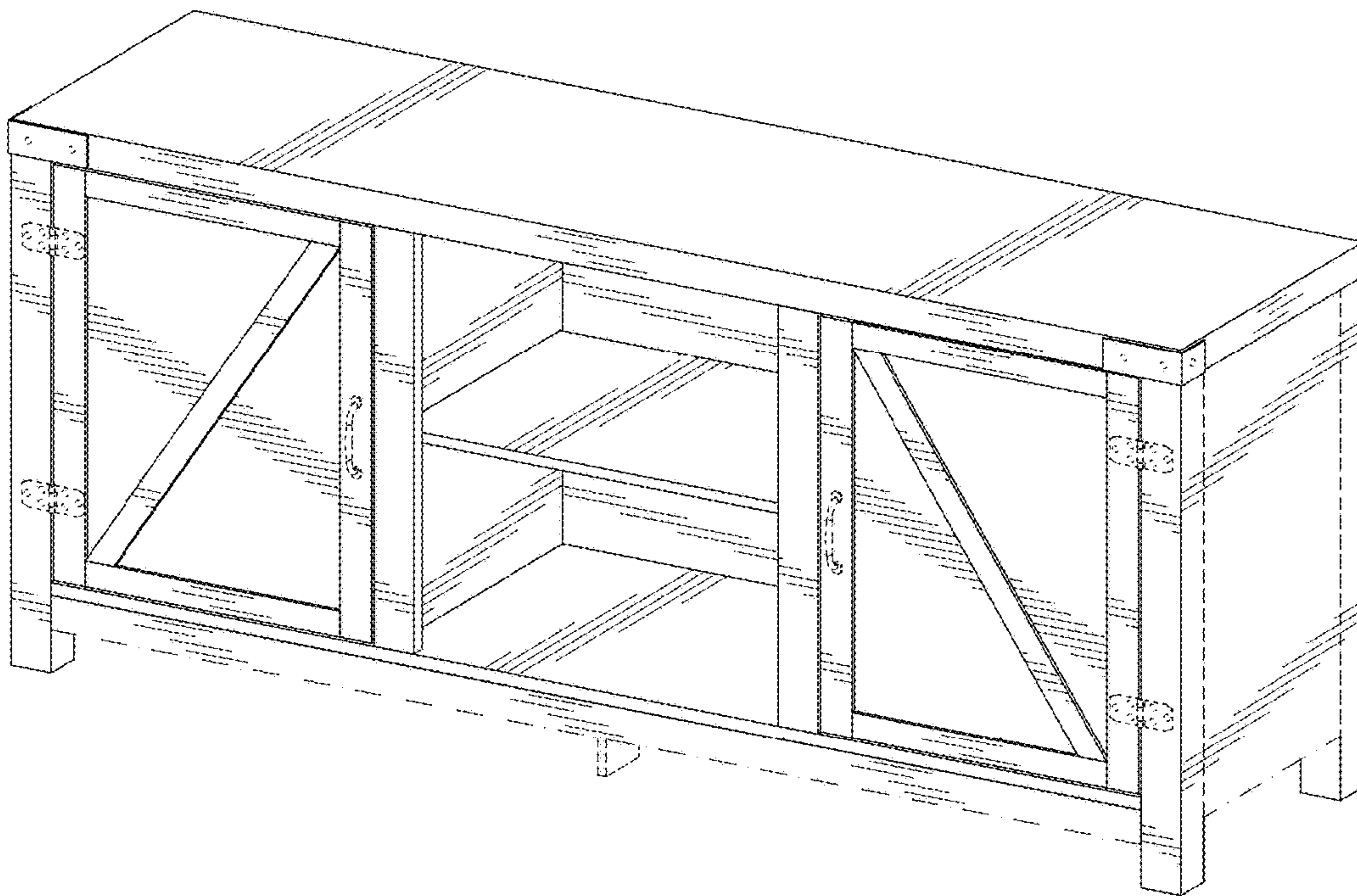


FIG. 1

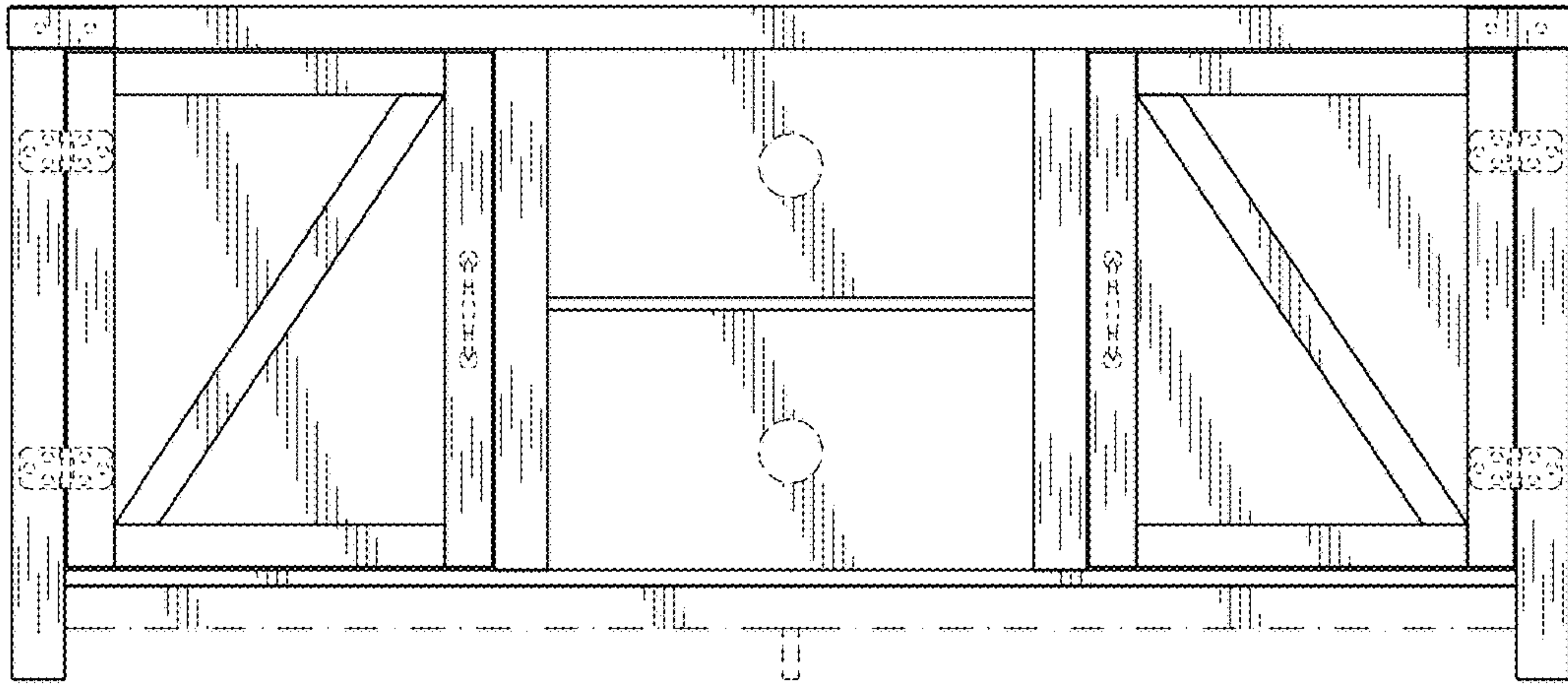


FIG. 2

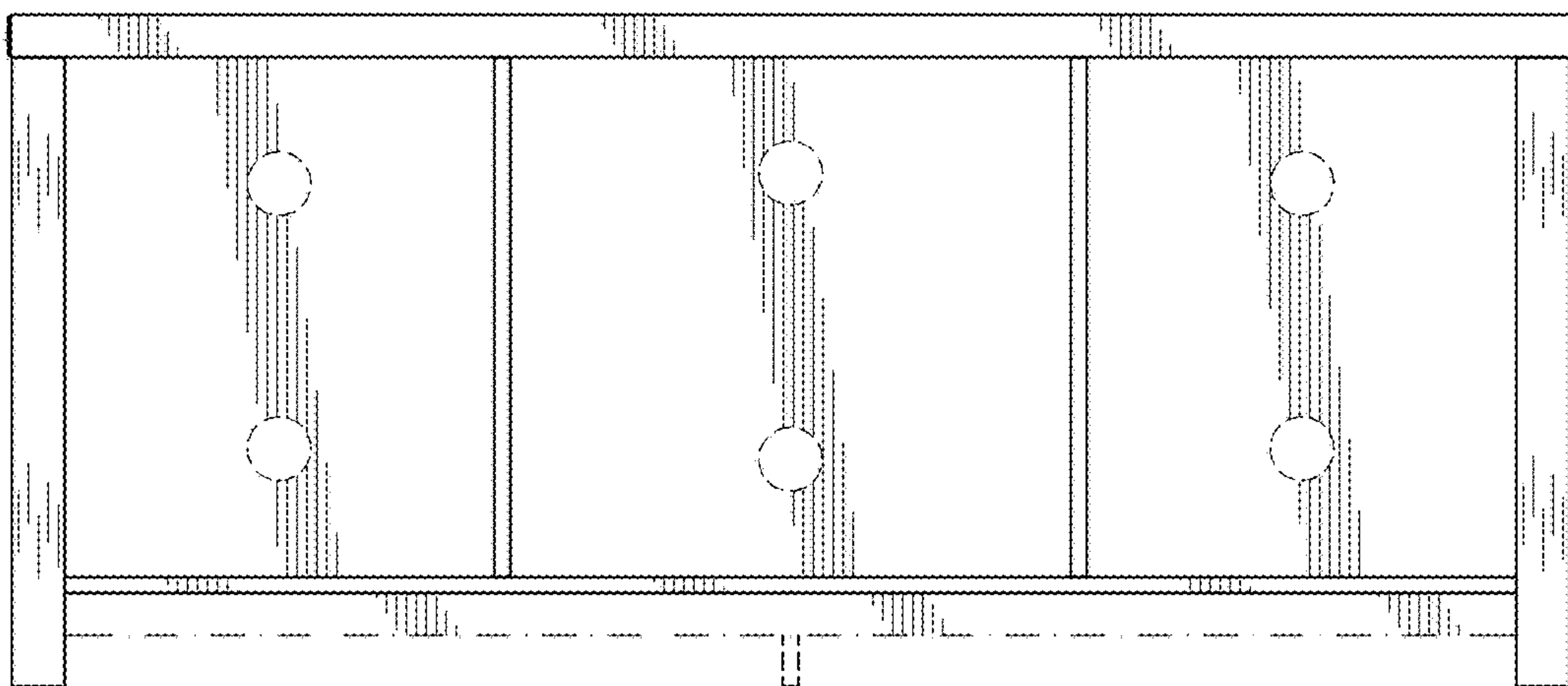


FIG. 3






FIG. 4

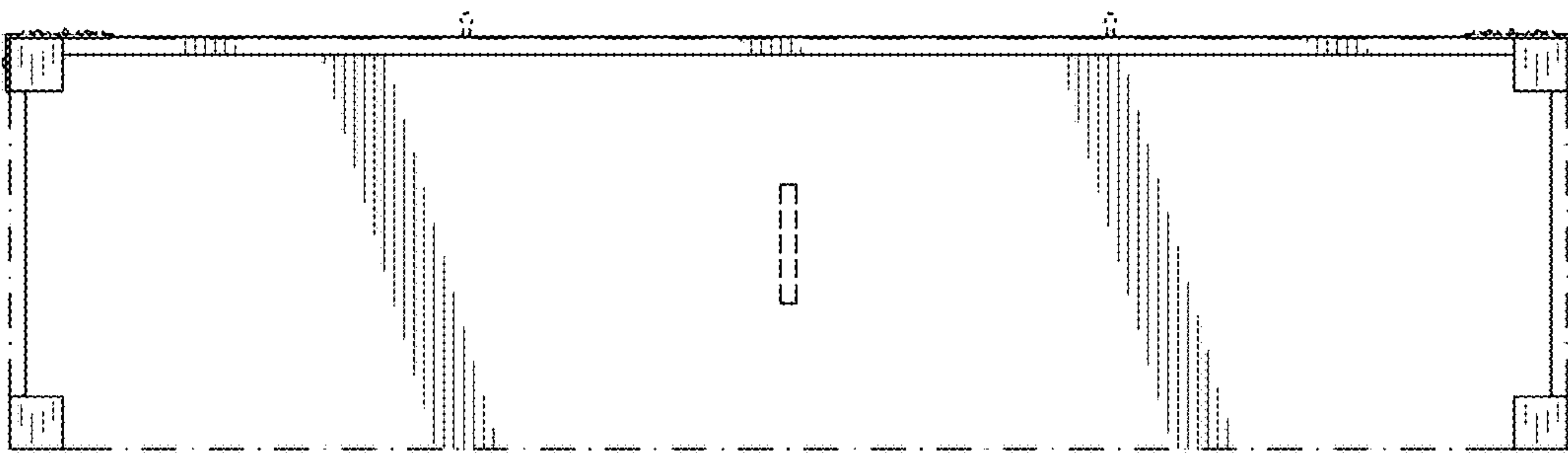


FIG. 5




FIG. 6




FIG. 7