



US00D817023S

(12) **United States Design Patent**
Oliver

(10) **Patent No.:** **US D817,023 S**

(45) **Date of Patent:** **** May 8, 2018**

- (54) **SOAP CONTAINER**
- (71) Applicant: **Steven Lamar Oliver**, Hudson, FL
(US)
- (72) Inventor: **Steven Lamar Oliver**, Hudson, FL
(US)
- (**) Term: **15 Years**
- (21) Appl. No.: **29/600,727**
- (22) Filed: **Apr. 14, 2017**
- (51) **LOC (11) Cl.** **23-02**
- (52) **U.S. Cl.**
USPC **D6/536**
- (58) **Field of Classification Search**
USPC D6/536-537, 540, 524, 525, 567, 320,
D6/566; 211/13.1, 74, 71.01, 86.01, 75,
211/88.01, 90.01, 90.03, 106, 119, 126.1,
211/133.5, 181.1, 134, 87.01; D3/306;
D32/55-56; D7/637; 248/206.2-206.3
CPC ... A47K 5/02; A47K 5/03; A47K 1/09; A47K
1/08; A47K 3/281; B65D 25/108; B65D
25/10; B23P 17/04; F16B 47/00
See application file for complete search history.

(56) **References Cited**

U.S. PATENT DOCUMENTS

- 2,414,711 A * 1/1947 Blutworth A47K 5/03
206/251
- 2,492,864 A * 12/1949 Hermani B65D 43/164
206/540
- 2,565,939 A * 8/1951 Wriston B65D 25/14
190/28
- 3,561,918 A * 2/1971 Ray A61L 2/20
206/363
- 3,612,335 A * 10/1971 Schurman B65D 11/00
190/119
- 3,836,044 A * 9/1974 Tilp B65D 25/02
206/205

- 3,899,073 A * 8/1975 Barr A47K 5/03
206/459.5
- 3,913,808 A * 10/1975 Hill A47K 5/02
222/565
- D247,837 S * 5/1978 Spigelman D28/8.1
- D273,051 S * 3/1984 Runyon D28/76

(Continued)

Primary Examiner — David Muller
Assistant Examiner — Nathan Johnston

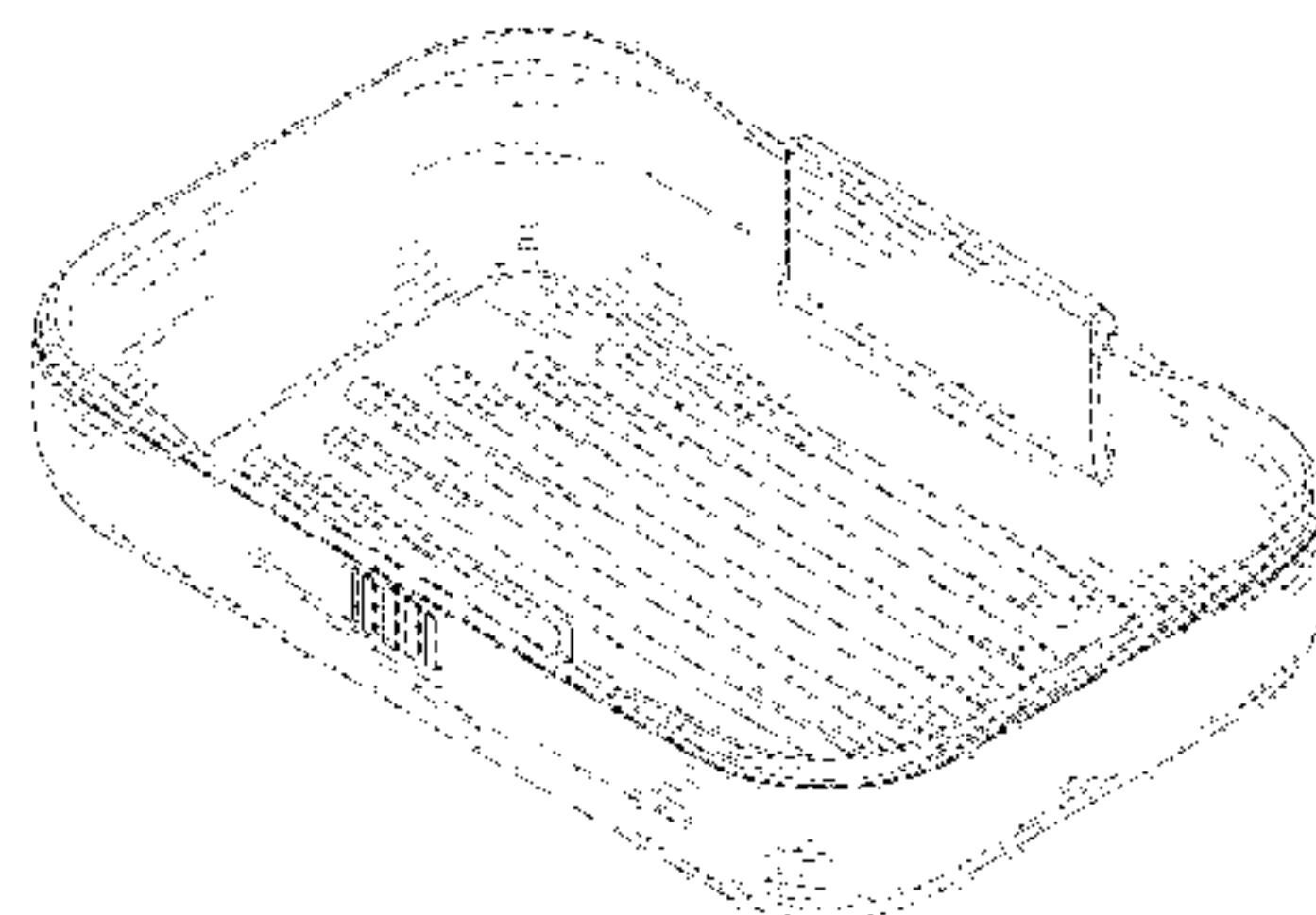

(57) **CLAIM**

The ornamental design for a soap container, as shown and described.

DESCRIPTION

FIG. 1 is a top perspective view of a soap container showing my new design;
 FIG. 2 is a bottom perspective view thereof;
 FIG. 3 is a top exploded view thereof;
 FIG. 4 is a bottom exploded view thereof;
 FIG. 5 is a front elevation view thereof, a rear elevation view being a mirror image thereof;
 FIG. 6 is a right side elevation view thereof, a left side elevation view being a mirror image thereof;
 FIG. 7 is a top plan view thereof;
 FIG. 8 is a bottom plan view thereof;
 FIG. 9 is a front exploded view thereof, showing the plane upon which a cross-sectional view is taken and shown in FIG. 10;
 FIG. 10 is a cross sectional view thereof, taken along line 10-10 of FIG. 9;
 FIG. 11 is a right side exploded view thereof, showing the plane upon which a cross-sectional view is taken and shown in FIG. 12; and,
 FIG. 12 is a cross section view thereof, taken along line 12-12 of FIG. 11.
 The broken line showing of a logo in FIG. 7 is included for the purpose of illustrating environmental structure and forms no part of the claimed design.

1 Claim, 12 Drawing Sheets



(56)

References Cited

U.S. PATENT DOCUMENTS

4,831,673	A *	5/1989	Winckler	A47C 21/00	248/241
D304,959	S *	12/1989	King	D19/75	
D305,671	S *	1/1990	King	D19/75	
D306,039	S *	2/1990	King	D19/75	
D310,243	S *	8/1990	Evenson	D19/75	
D333,157	S *	2/1993	Kirchner	D19/75	
D334,499	S *	4/1993	Meisner	D3/302	
D340,373	S *	10/1993	Konkin	D6/518	
D341,501	S *	11/1993	Tiramani	D3/302	
D347,536	S *	6/1994	Berreth	D6/524	
D349,207	S *	8/1994	Wolff	D6/536	
D365,483	S *	12/1995	Van Dyk	D6/536	
D468,567	S *	1/2003	Trevett	D6/515	
6,604,628	B1 *	8/2003	Tanaka	A47K 10/421	206/207
D479,420	S *	9/2003	White	D6/518	
D484,305	S *	12/2003	Eldon, III	D3/205	
D485,461	S *	1/2004	Sams	D6/515	
7,028,840	B2 *	4/2006	Huang	A47K 10/421	206/494
7,621,420	B2 *	11/2009	Bandoh	B65D 43/164	206/494
8,251,249	B1 *	8/2012	Vovan	B65D 43/021	206/228
8,348,062	B2 *	1/2013	Guen	B65D 5/48026	206/703
8,381,909	B2 *	2/2013	Hernandez	B65D 21/0233	206/207
9,625,143	B2 *	4/2017	Hsu	F21V 33/0084	
2003/0111476	A1 *	6/2003	Serio, Jr.	A45C 13/008	220/835
2004/0200749	A1 *	10/2004	Wang	B25H 3/003	206/373
2009/0314907	A1 *	12/2009	Romerein	H04M 1/0293	248/205.1
2012/0024855	A1 *	2/2012	Smyers	B65D 1/34	220/324
2015/0027915	A1 *	1/2015	Cottle	A24F 15/00	206/265
2015/0305575	A1 *	10/2015	Chihi	A47K 5/03	206/77.1

* cited by examiner

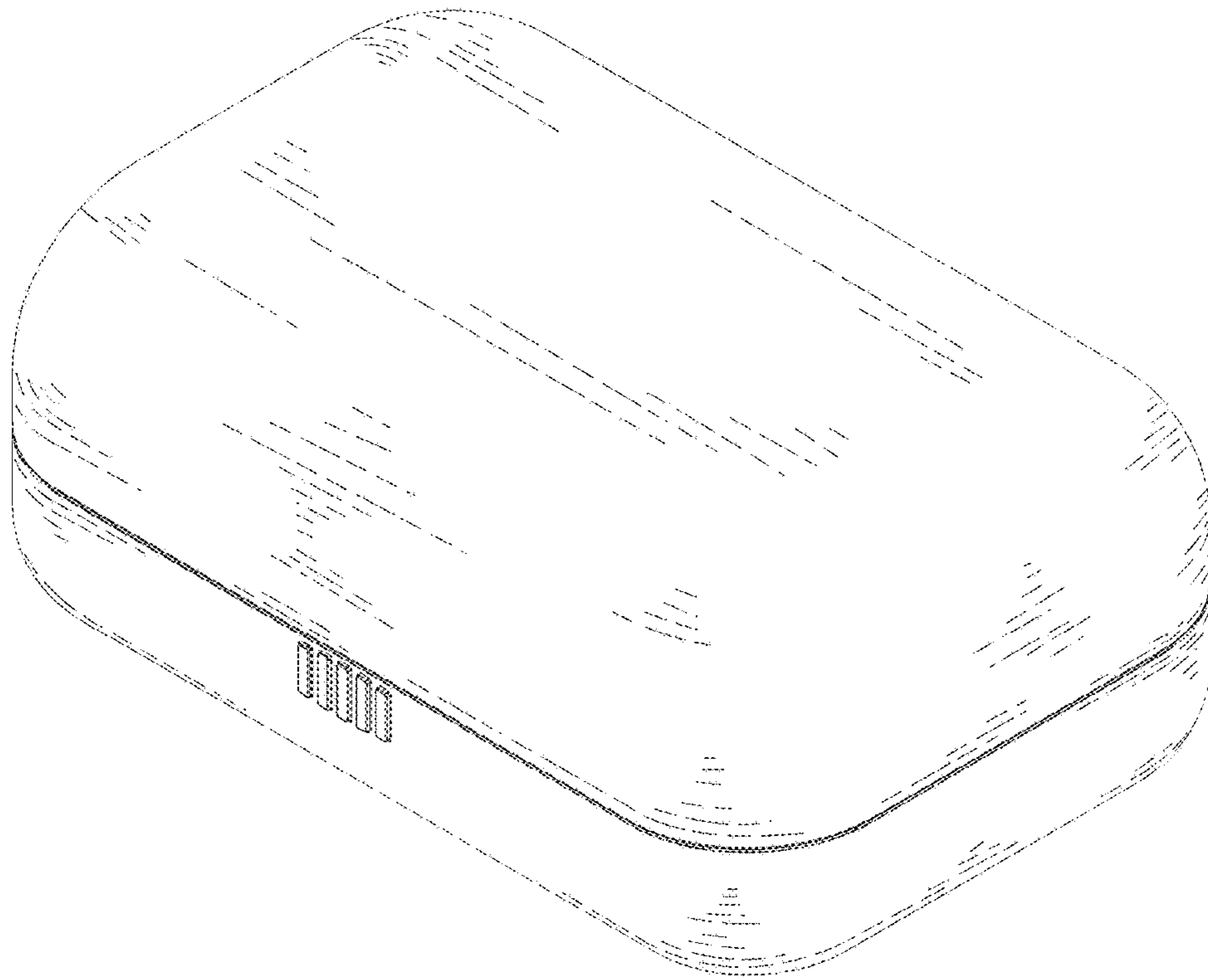


FIG. 1

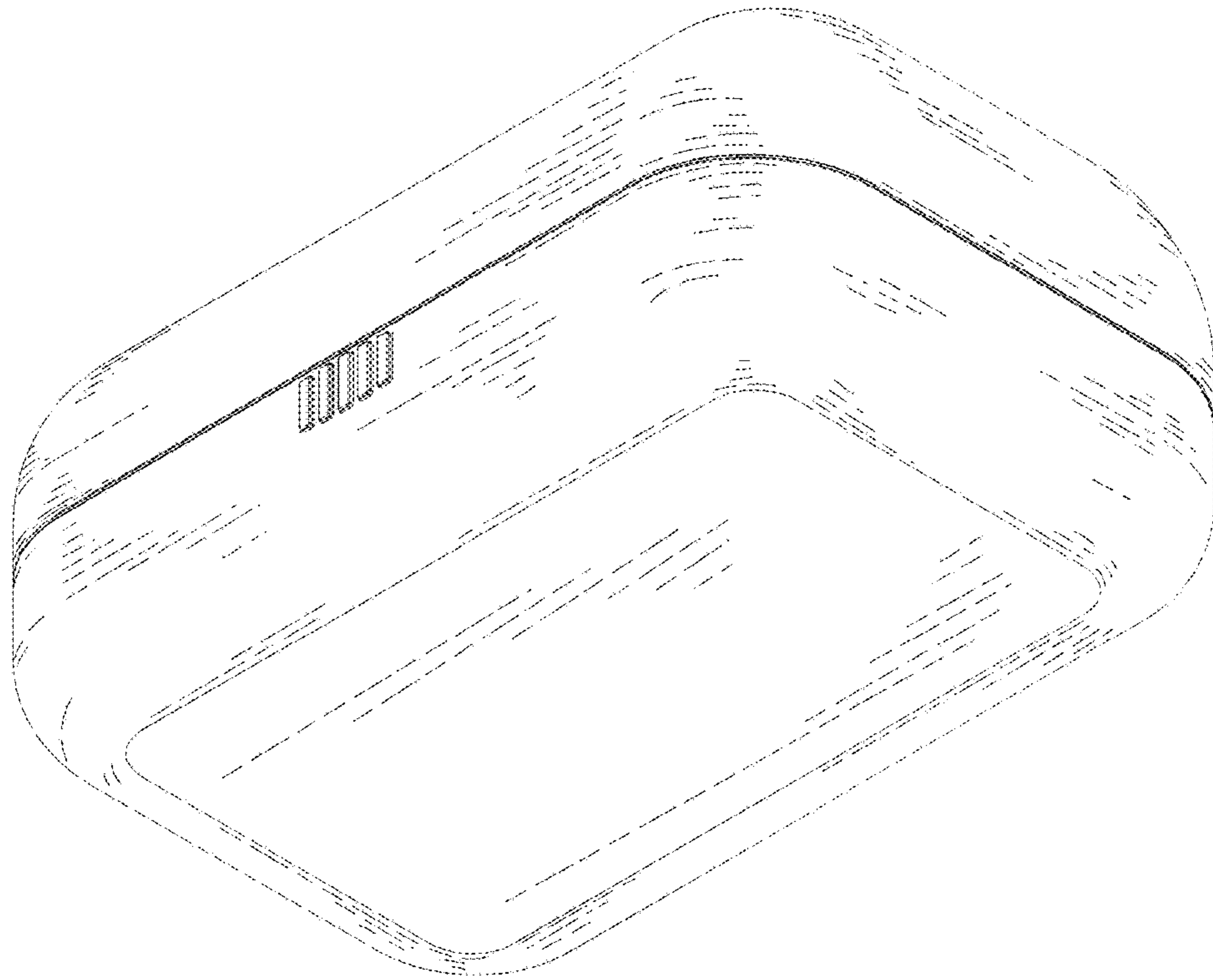


FIG. 2

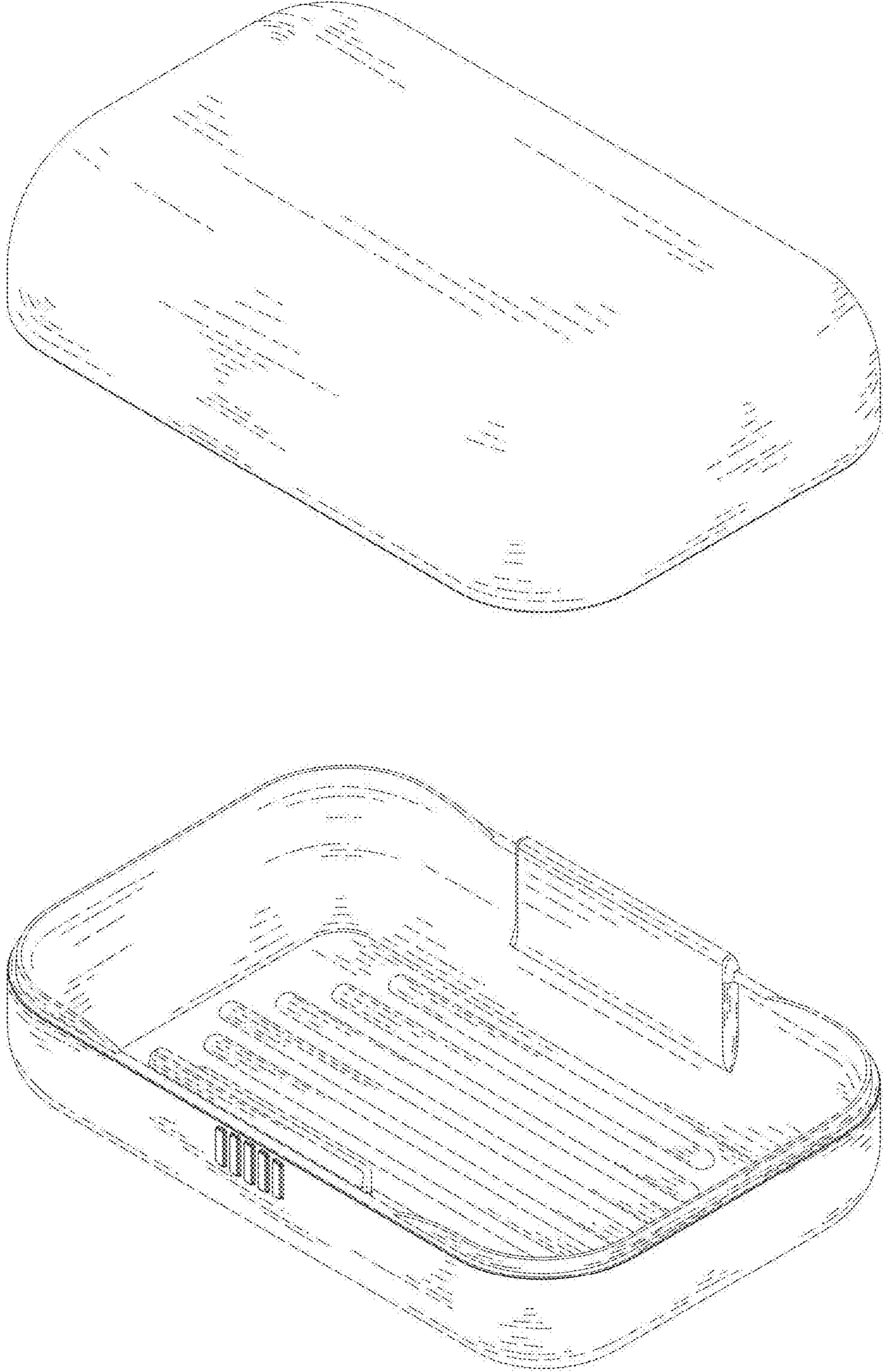


FIG. 3

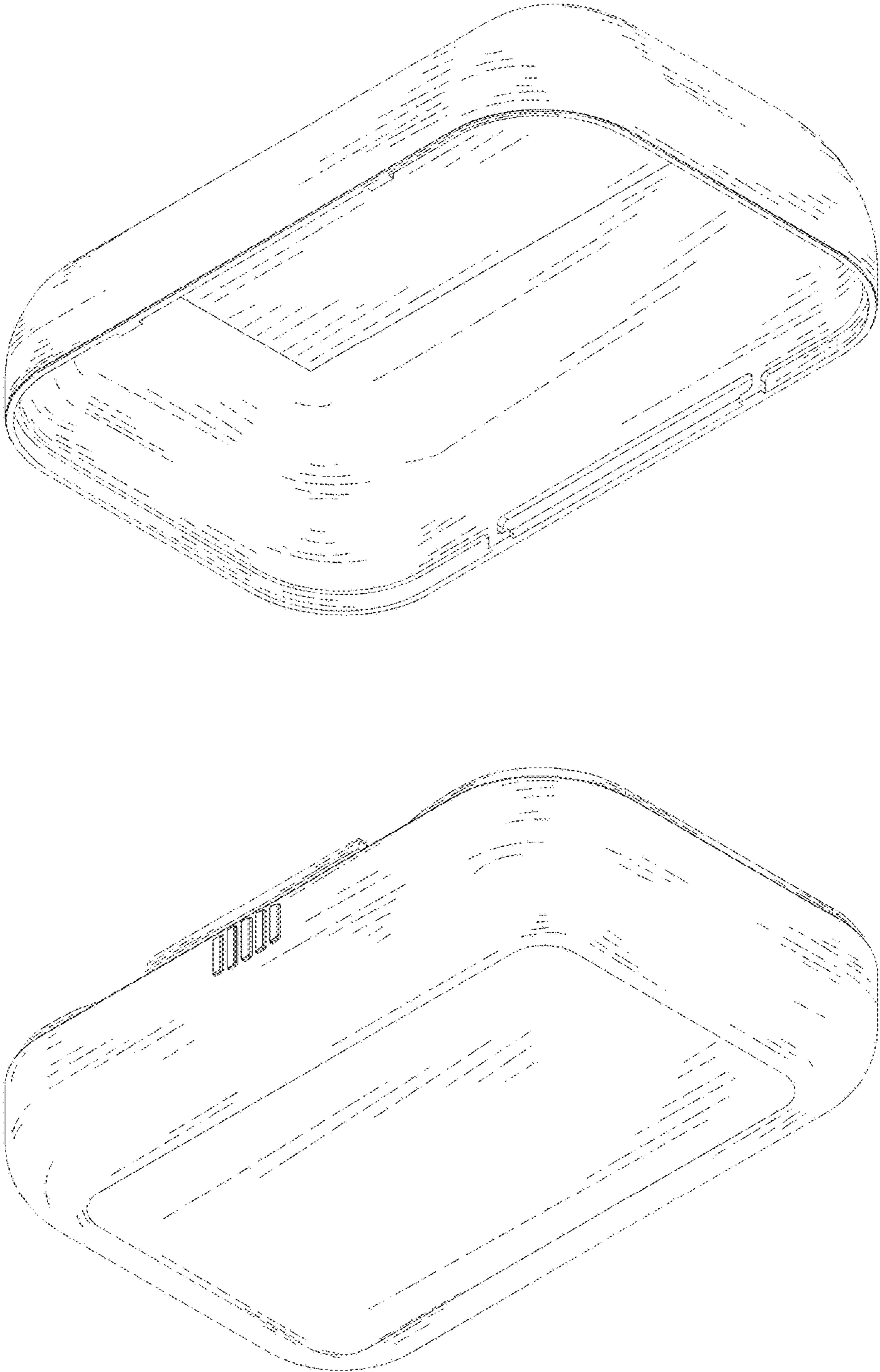


FIG. 4

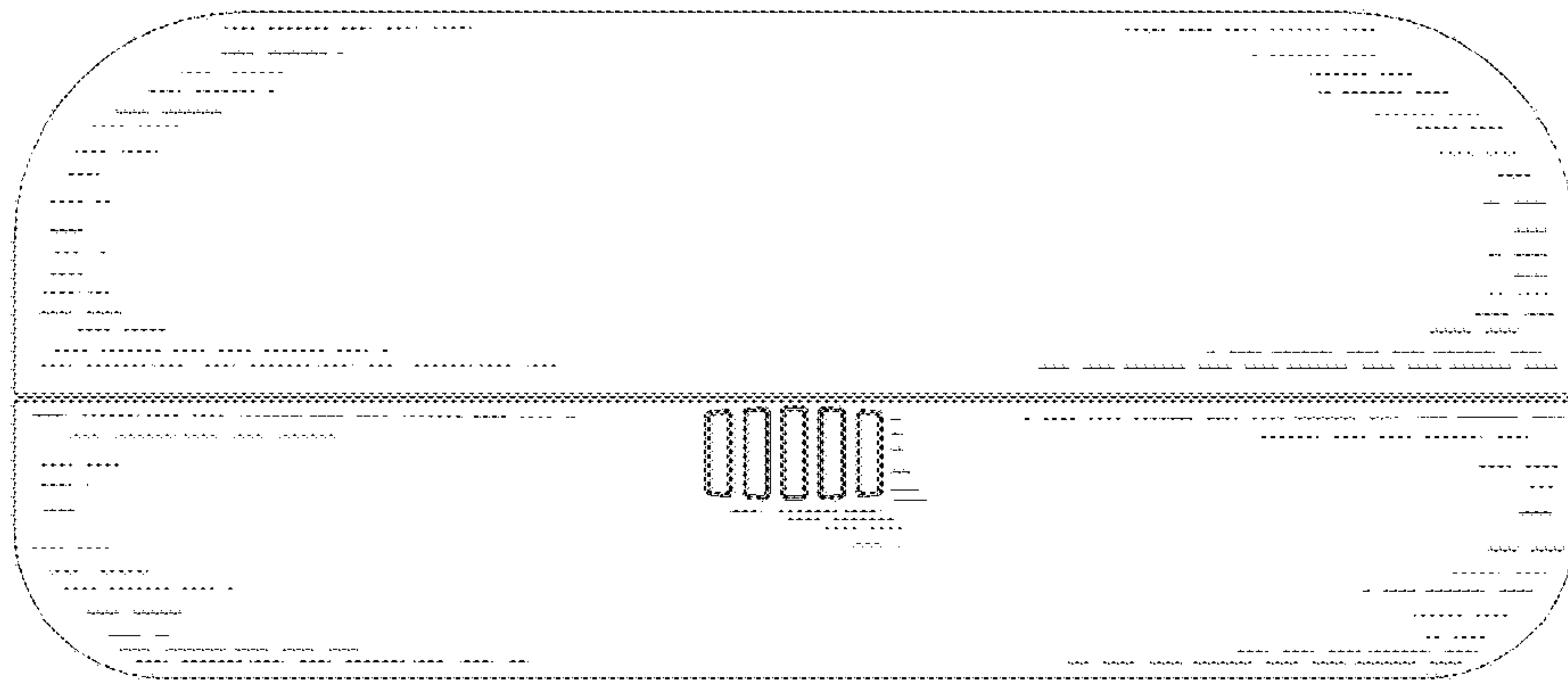


FIG. 5

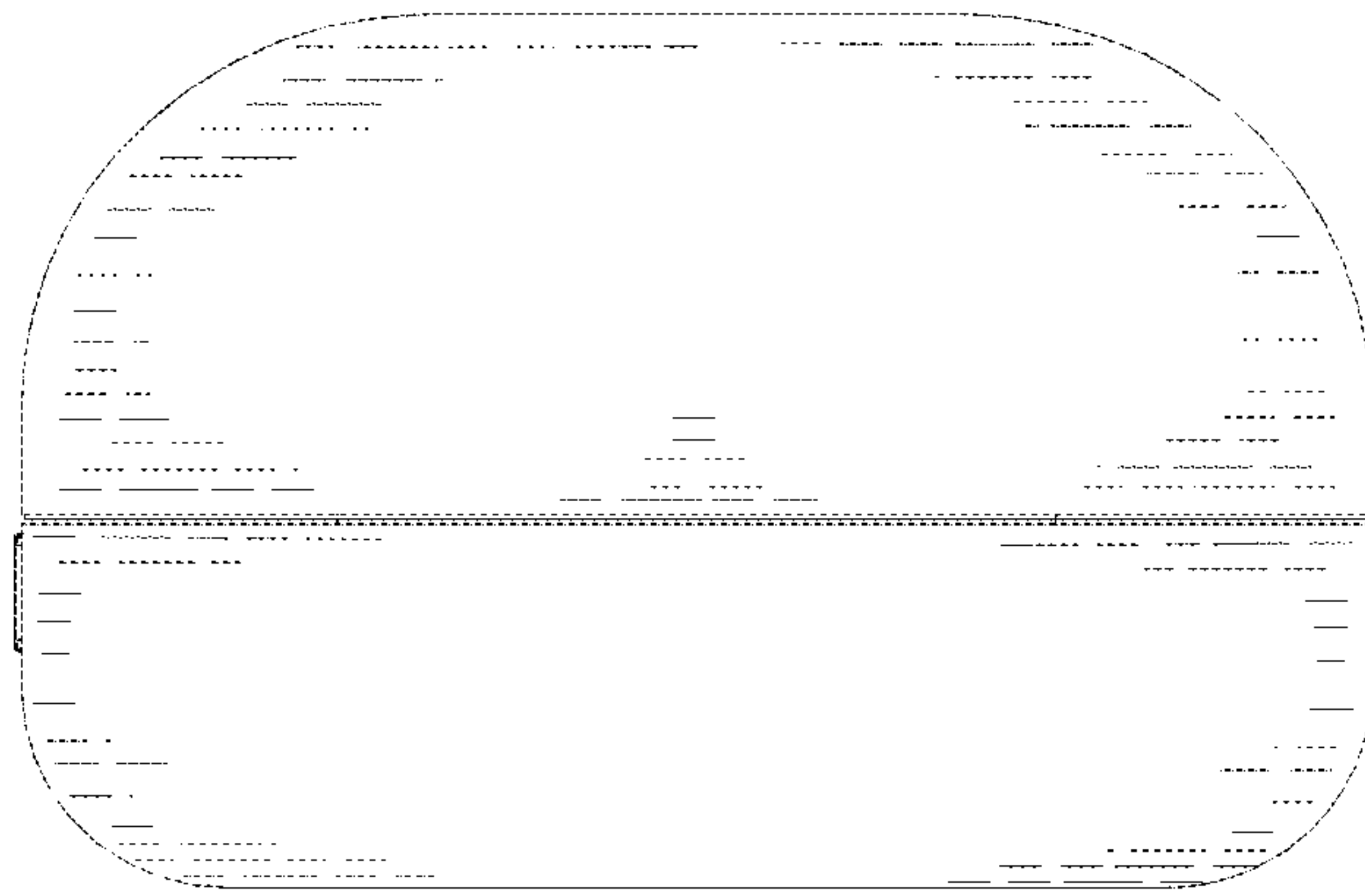


FIG. 6



FIG. 7



FIG. 8




FIG. 9

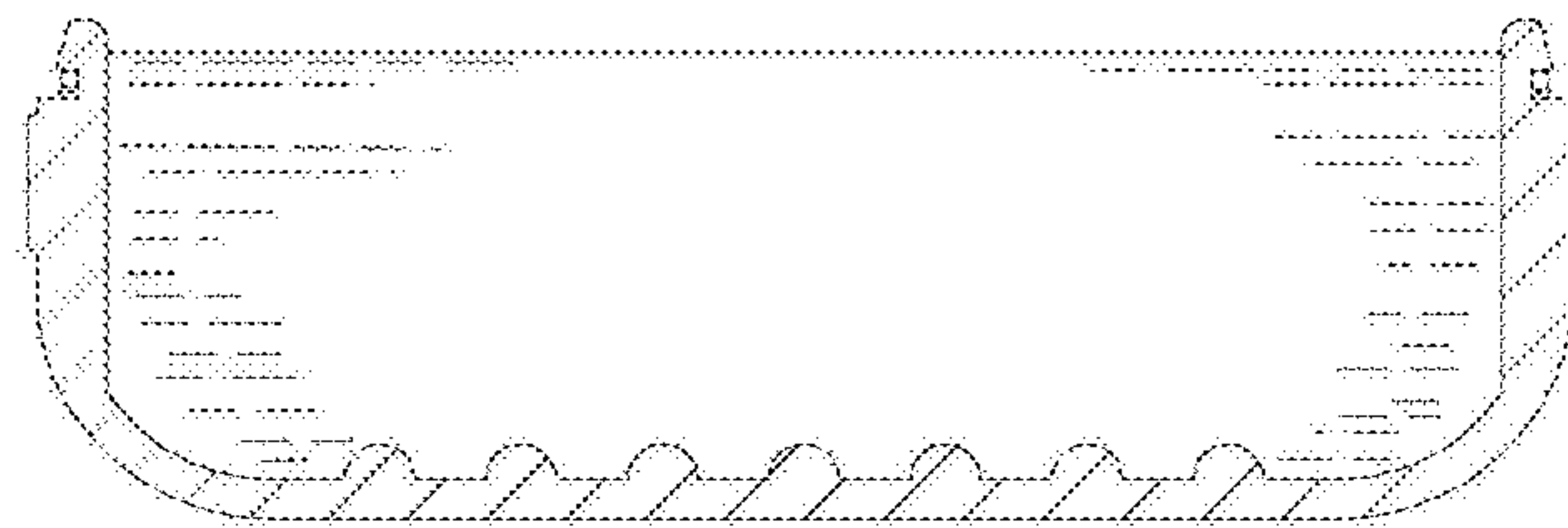



FIG. 10




FIG. 11





FIG. 12