

US00D816985S

(12) **United States Design Patent** (10) **Patent No.:** **US D816,985 S**  
**Cheung et al.** (45) **Date of Patent:** **\*\* May 8, 2018**

- (54) **BACKPACK**
- (71) Applicant: **SZ DJI Technology Co., Ltd.**,  
Shenzhen (CN)
- (72) Inventors: **Chi Wah Cheung**, Shenzhen (CN);  
**Hongri Peng**, Shenzhen (CN)
- (73) Assignee: **SZ DJI Technology Co., Ltd.**,  
Shenzhen (CN)
- (\*\*) Term: **15 Years**
- (21) Appl. No.: **29/561,500**
- (22) Filed: **Apr. 15, 2016**
- (51) **LOC (11) Cl.** ..... **03-01**
- (52) **U.S. Cl.**  
USPC ..... **D3/217**
- (58) **Field of Classification Search**  
USPC ..... D3/201, 213–219, 221, 224, 225, 229,  
D3/230, 232, 243–246, 254, 318  
CPC ..... A45F 3/04; A45F 4/02; A45F 2200/0525;  
A45F 2003/045; A45C 11/00; A45C  
13/30; A45C 2011/002; A45C 2011/003;  
A45C 2011/001; A45C 15/00  
See application file for complete search history.

(56) **References Cited**  
U.S. PATENT DOCUMENTS

D197,546 S	2/1964	Motokane	
D388,610 S	1/1998	Horne	
D446,008 S *	8/2001	Schulze	D3/216
D485,678 S *	1/2004	Haro	D3/216
D511,620 S *	11/2005	Van Himbeeck	D3/217
D547,054 S *	7/2007	Kavovit	D3/217
8,123,581 B2 *	2/2012	Aschauer	A45F 3/04 116/210
D658,363 S *	5/2012	Biddle	D3/217
D660,584 S	5/2012	Cross	
D699,944 S	2/2014	Mather	
D708,845 S	7/2014	Taylor	

D709,689 S	7/2014	Brunazzi et al.	
D721,482 S *	1/2015	Simmons	D3/216
D725,377 S *	3/2015	Simmons	D3/217
D726,405 S	4/2015	Nassanian et al.	
D734,027 S *	7/2015	Noble	D3/254
D734,028 S *	7/2015	Noble	D3/254
D746,050 S *	12/2015	Ford	D3/217
2005/0061844 A1 *	3/2005	Haro	A45C 13/04 224/639

(Continued)

OTHER PUBLICATIONS

Wayback Machine Internet Archive, "DJI Phantom 4 No. 46,"  
accessed Jul. 21, 2017 at <<http://web.archive.org/web/20160326165902/http://www.sekido-rc.com/?pid=100376910>>.

(Continued)

*Primary Examiner* — George D. Kirschbaum  
*Assistant Examiner* — Jennifer L Watkins  
(74) *Attorney, Agent, or Firm* — Sterne, Kessler,  
Goldstein & Fox P.L.L.C.

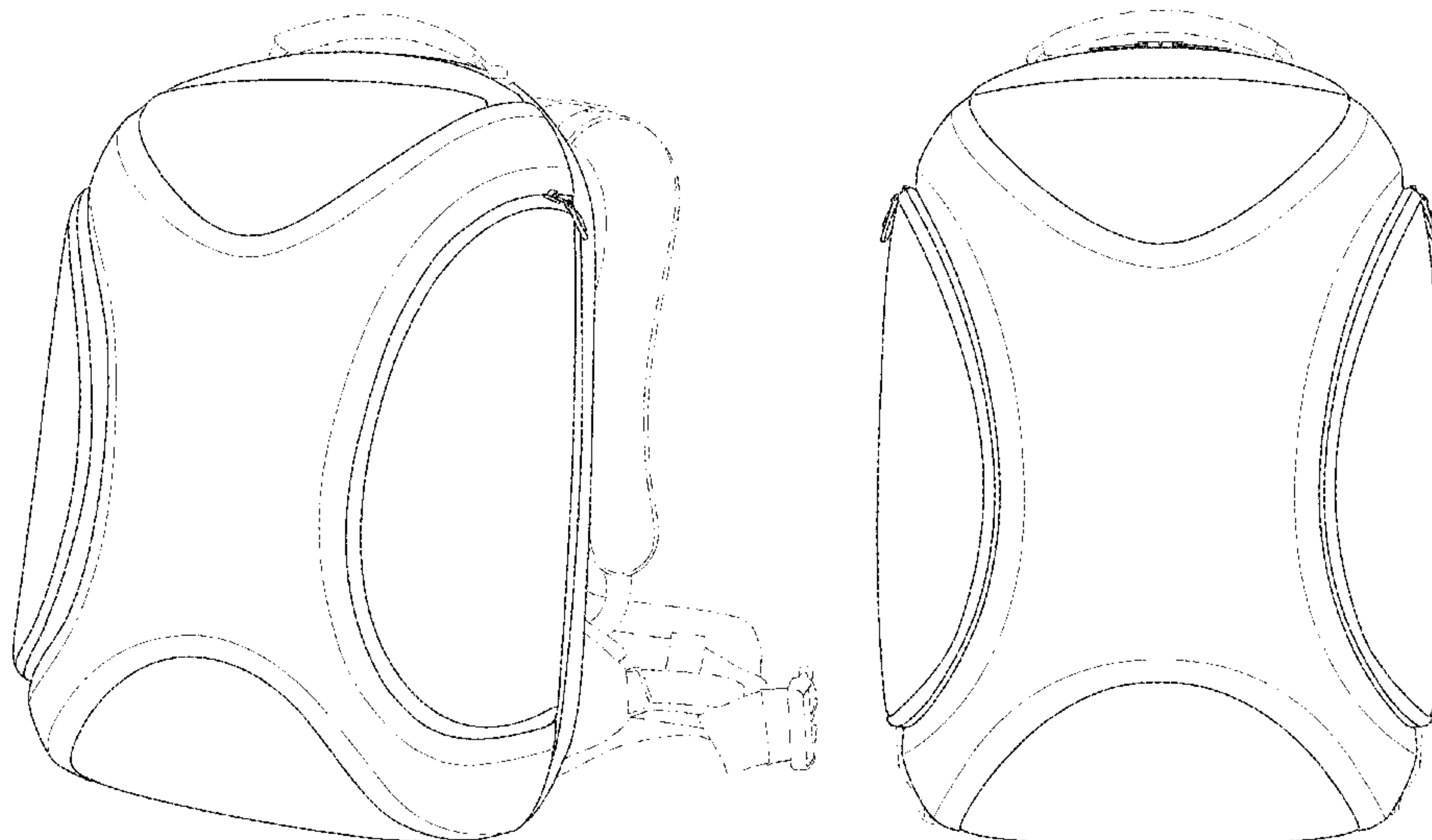
(57) **CLAIM**

The ornamental design for a backpack, as shown and  
described.

**DESCRIPTION**

FIG. 1 is a top front perspective view of a backpack showing  
the claimed design;  
FIG. 2 is a front view thereof;  
FIG. 3 is a rear view thereof;  
FIG. 4 is a left side view thereof;  
FIG. 5 is a right side view thereof;  
FIG. 6 is a top view thereof; and,  
FIG. 7 is a bottom view thereof.  
The dot-dash broken lines in the figures show portions of the  
backpack that form no part of the claimed design.  
The dashed broken lines in the figures show stitching and  
form no part of the claimed design.

**1 Claim, 7 Drawing Sheets**



(56)

**References Cited**

U.S. PATENT DOCUMENTS

2007/0058887 A1\* 3/2007 Godshaw ..... A45C 13/00  
383/104

OTHER PUBLICATIONS

U.S. Appl. No. 29/525,466, filed Apr. 29, 2015; Kim et al.

\* cited by examiner

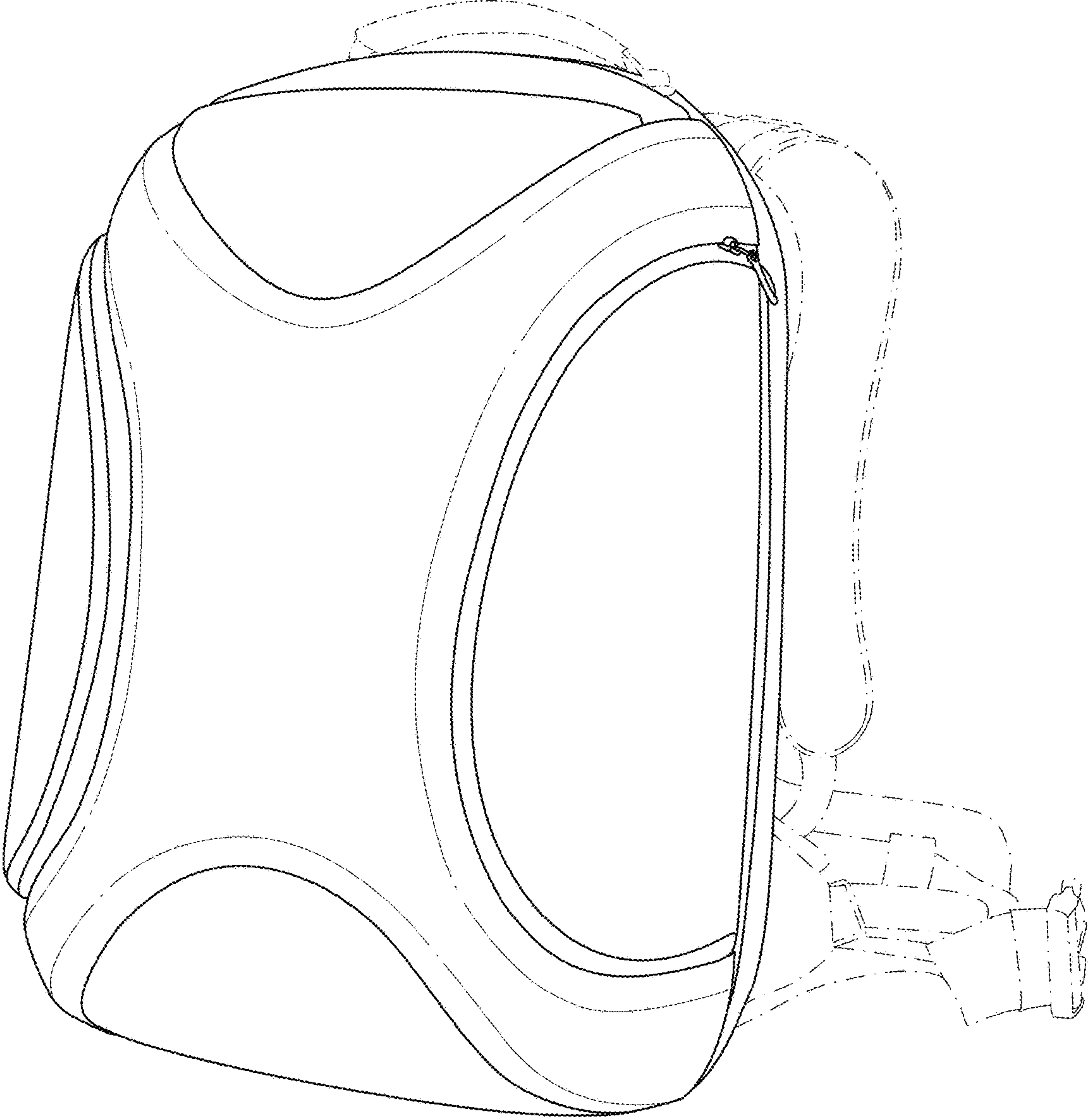


FIG. 1

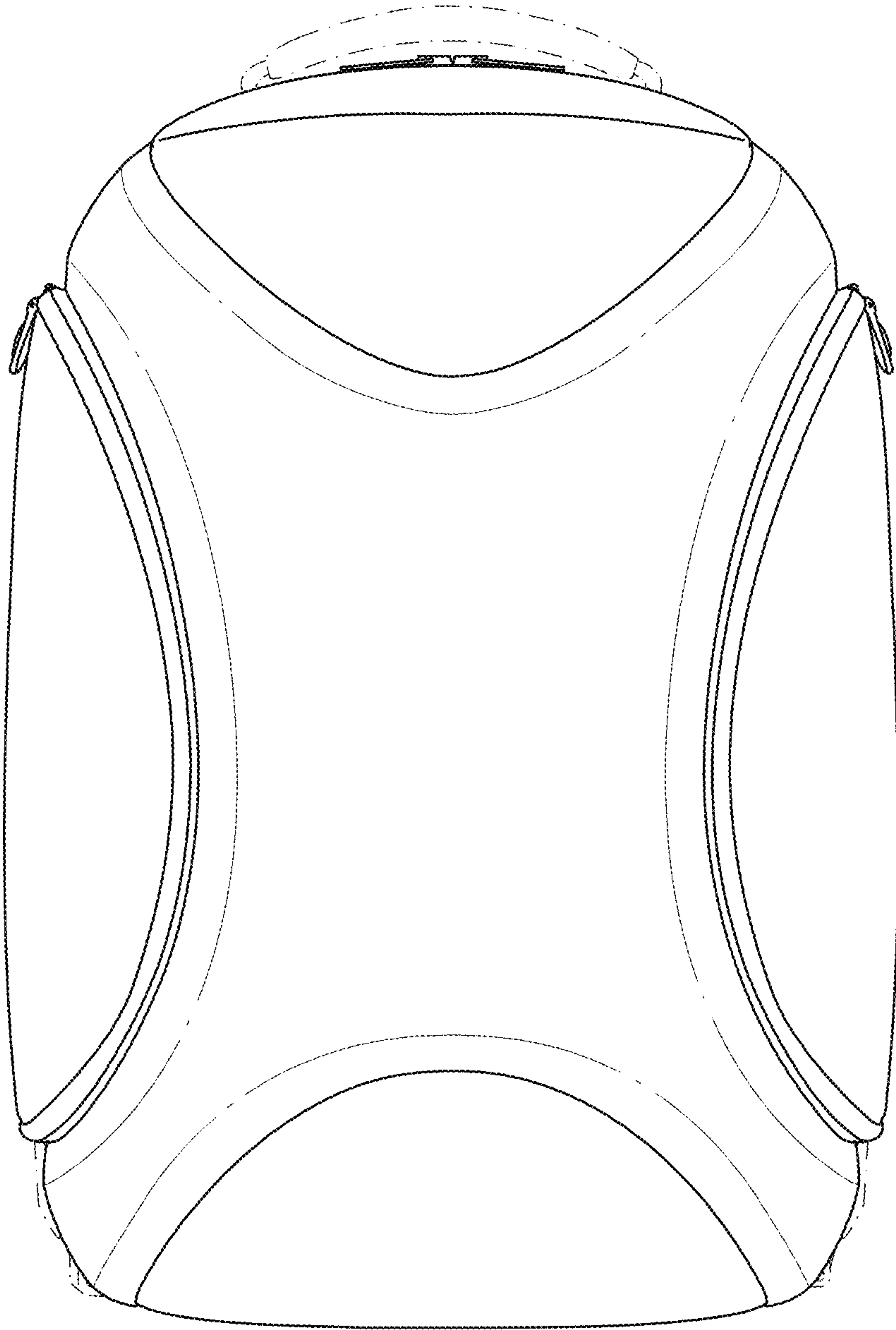


FIG. 2

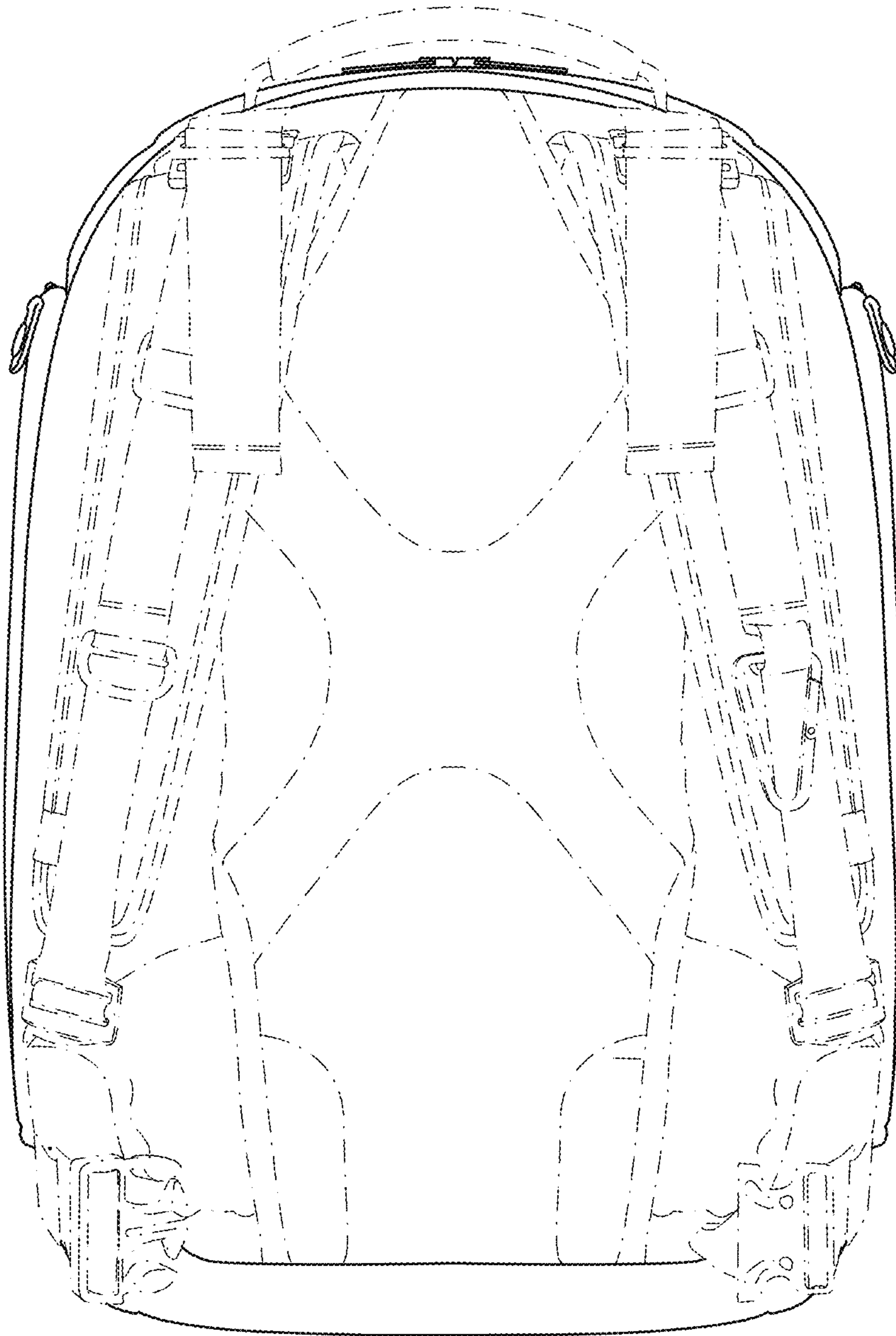


FIG. 3



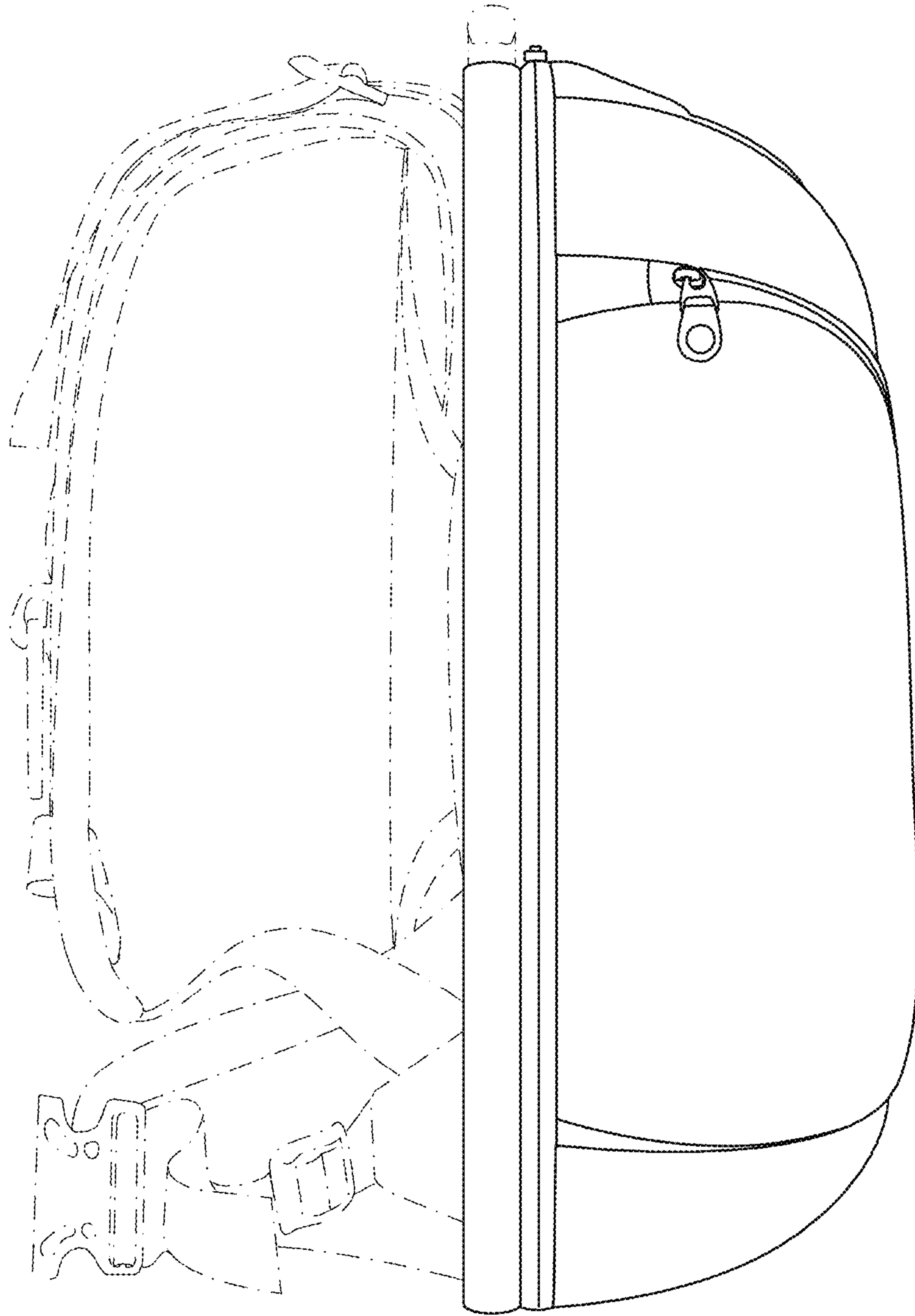


FIG. 4

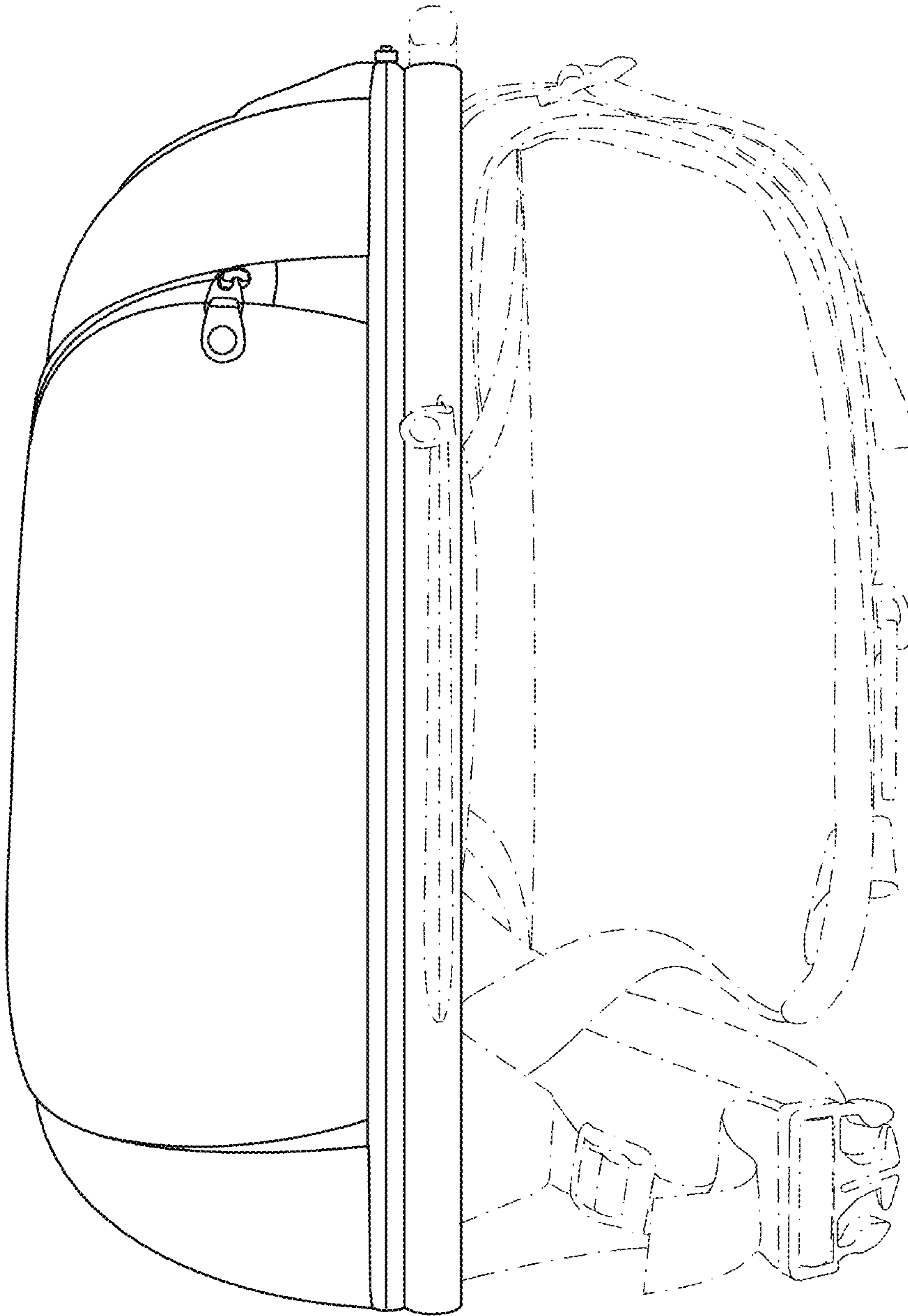


FIG. 5

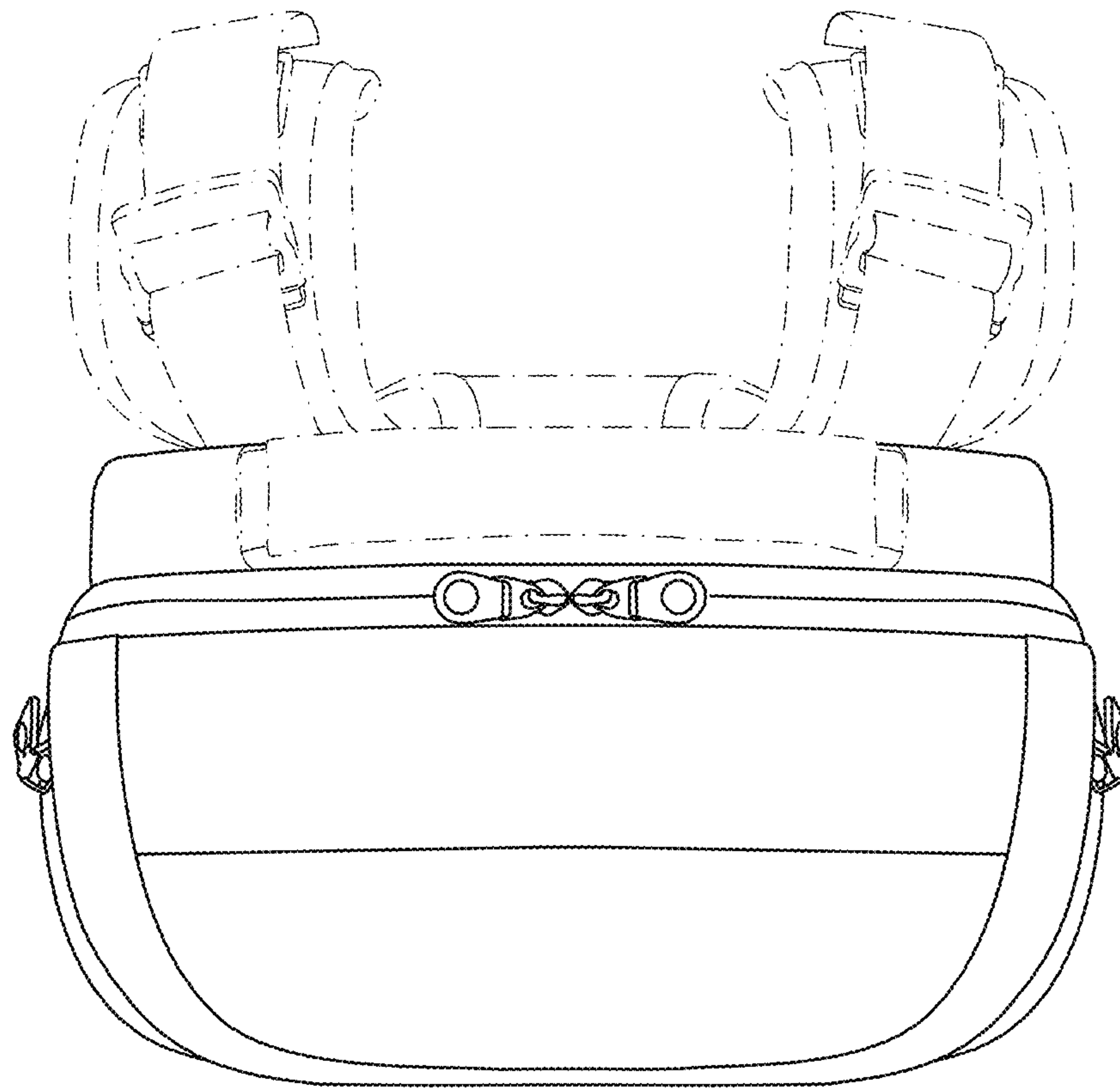


FIG. 6



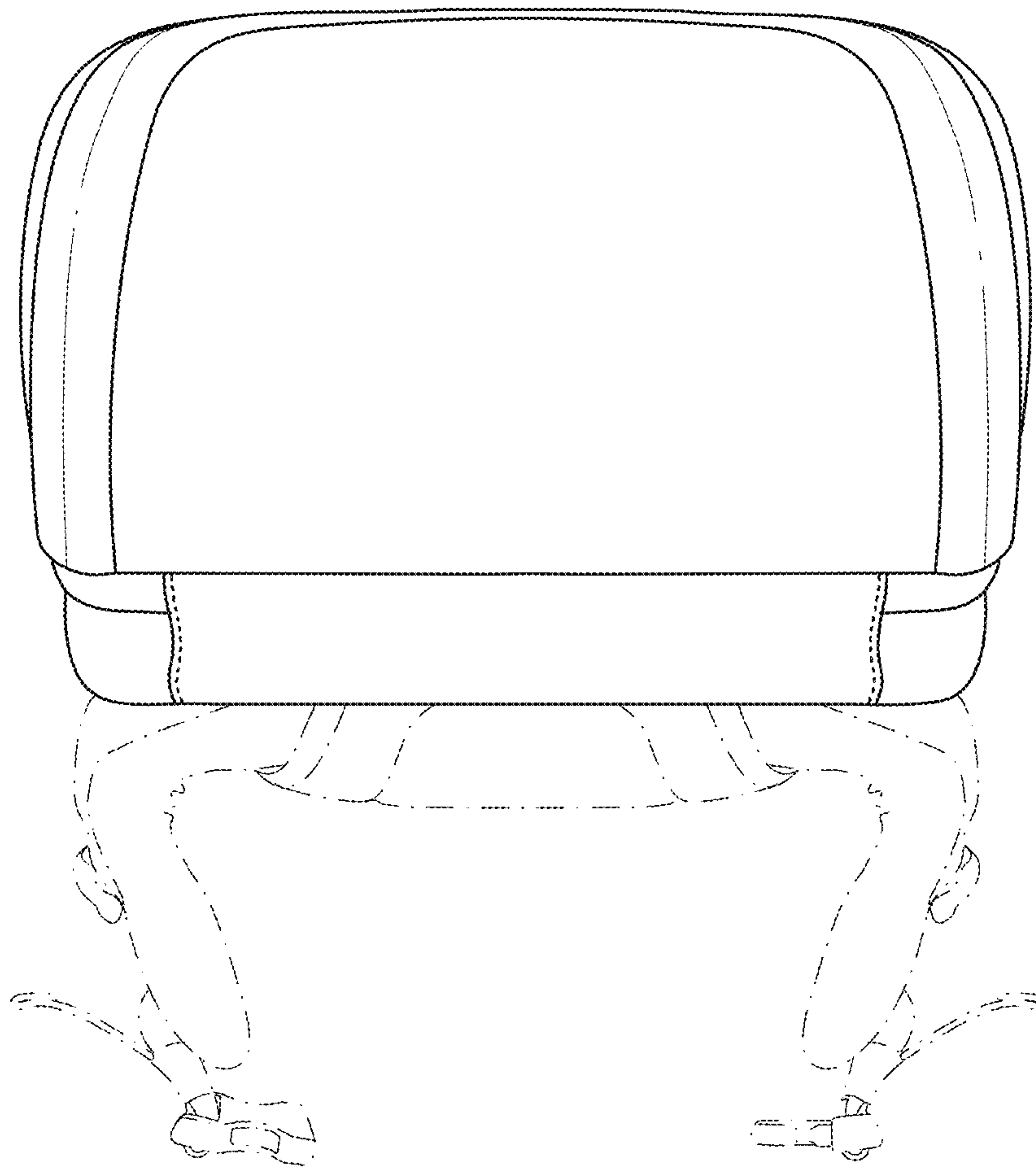


FIG. 7