



US00D816943S

(12) **United States Design Patent** (10) **Patent No.:** **US D816,943 S**
Utaka (45) **Date of Patent:** **** May 8, 2018**

(54) **BRASSIERE**
(71) Applicant: **Utax Co., Ltd.**, Hyogo (JP)
(72) Inventor: **Shohei Utaka**, Hyogo (JP)
(73) Assignee: **UTAX CO., LTD.**, Hyogo (JP)
(**) Term: **15 Years**
(21) Appl. No.: **29/600,441**

7,887,390 B2 * 2/2011 Dowe A41C 3/0028
2/DIG. 2
D641,133 S * 7/2011 Zarabi D2/708
D646,461 S * 10/2011 Lewando D2/708
D658,352 S * 5/2012 Pinner D2/706
D668,430 S * 10/2012 Martin D2/708
D668,837 S * 10/2012 Palladino D2/708
D671,296 S * 11/2012 Iamartino D2/708
D671,298 S * 11/2012 Dandapure D2/708
D724,817 S * 3/2015 Randall D2/708
D735,970 S * 8/2015 Congdon D2/708

(Continued)

(22) Filed: **Apr. 12, 2017**
(51) **LOC (11) Cl.** **02-01**
(52) **U.S. Cl.**
USPC **D2/706**
(58) **Field of Classification Search**
USPC D2/700, 706-711, 731
CPC A41C 1/00; A41C 1/003; A41C 1/006;
A41C 1/08; A41C 3/06; A41C 3/10;
A41C 3/12; A41C 3/0014; A41C 3/065;
A41C 3/122; A41C 3/144; A41C 3/0085;
A41C 5/00; A61F 5/03
See application file for complete search history.

FOREIGN PATENT DOCUMENTS

JP 1560595 10/2016
JP 1577189 5/2017

Primary Examiner — Sheryl Lane
Assistant Examiner — Jennifer M Campbell
(74) *Attorney, Agent, or Firm* — Stephen J. Weyer, Esq.;
Stites & Harbison, PLLC

(57) **CLAIM**

The ornamental design for a brassiere, as shown and described.

(56) **References Cited**

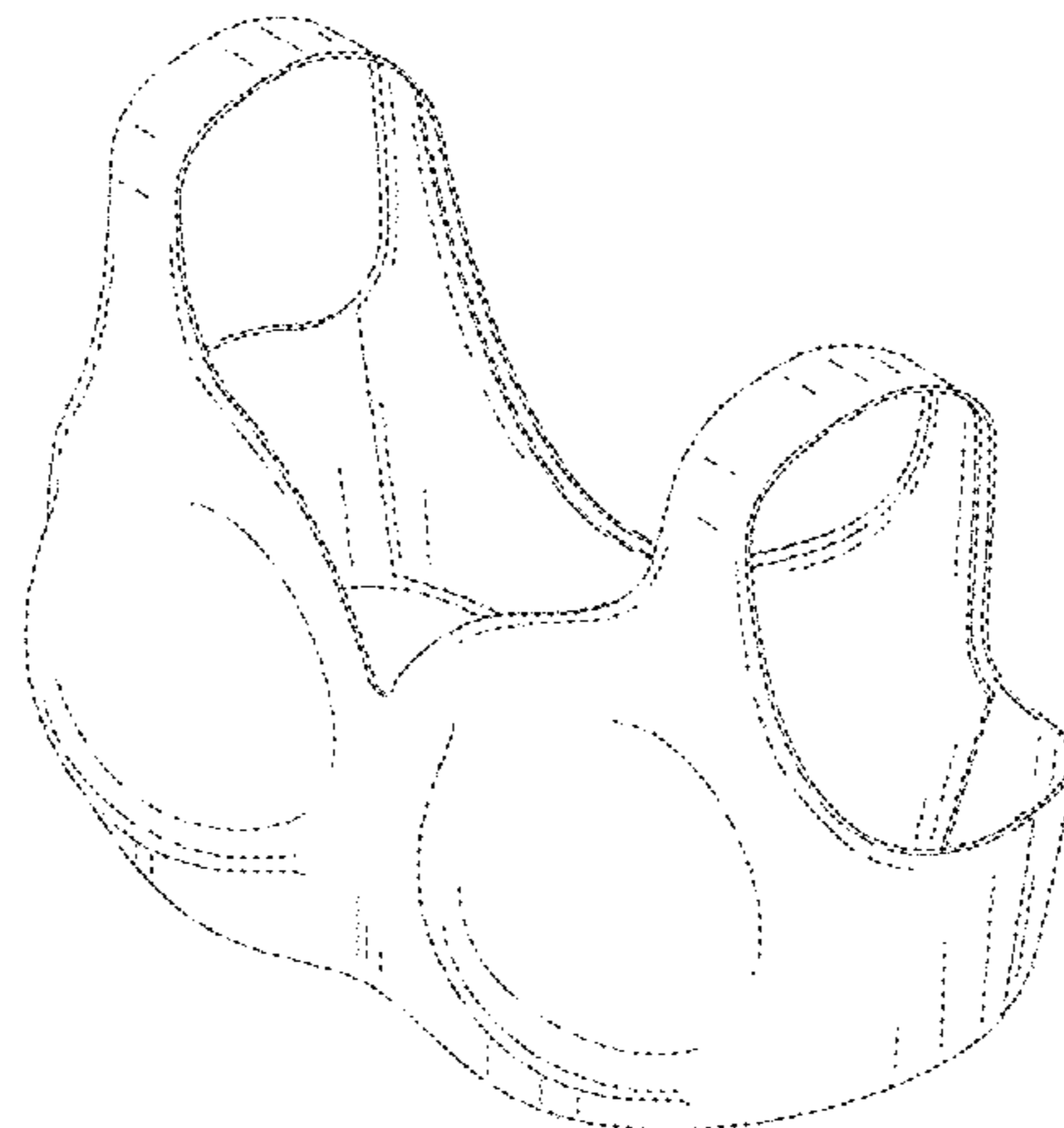
U.S. PATENT DOCUMENTS

D204,378 S * 4/1966 Heinrich 450/86
D235,817 S * 7/1975 Heinrich D2/708
4,531,525 A * 7/1985 Richards A41C 3/0014
450/65
D316,322 S * 4/1991 Bosler D2/708
5,479,791 A * 1/1996 Osborne A41C 3/0014
2/73
5,690,537 A * 11/1997 Kalmus A41C 3/10
2/267
D388,587 S * 1/1998 Magidson D2/706
6,626,733 B1 * 9/2003 Knutson A41C 3/0057
2/247
7,051,557 B2 * 5/2006 Mitchell A41C 3/0014
450/92
7,192,333 B2 * 3/2007 Ward A41C 3/0014
450/41

DESCRIPTION

FIG. 1 is a front, right side, and top perspective view of the brassiere, shown lying flat, in accordance with the present design.
FIG. 2 is a front elevational view thereof.
FIG. 3 is a rear elevational view thereof.
FIG. 4 is a top plan view thereof.
FIG. 5 is a bottom plan view thereof.
FIG. 6 is a right elevational view thereof, the left side being a mirror image thereof; and,
FIG. 7 is a front, right side, and top perspective view of the brassiere, shown when worn in accordance with the present design.

1 Claim, 7 Drawing Sheets



(56)

References Cited

U.S. PATENT DOCUMENTS

D750,868	S *	3/2016	Randall	D2/707
D764,746	S *	8/2016	Randall	D2/706
D764,747	S *	8/2016	Castaneda Smids	D2/708
D783,930	S *	4/2017	Rothert	D2/708
D798,531	S *	10/2017	Dacumos	D2/706
D798,532	S *	10/2017	Dacumos	D2/706
D800,992	S *	10/2017	Flower	D2/708
2002/0022433	A1 *	2/2002	Yeung	A41C 3/0014 450/70
2009/0098803	A1 *	4/2009	Reinisch	A41C 3/0014 450/39
2013/0203319	A1 *	8/2013	Torres	A41C 3/0028 450/59

* cited by examiner

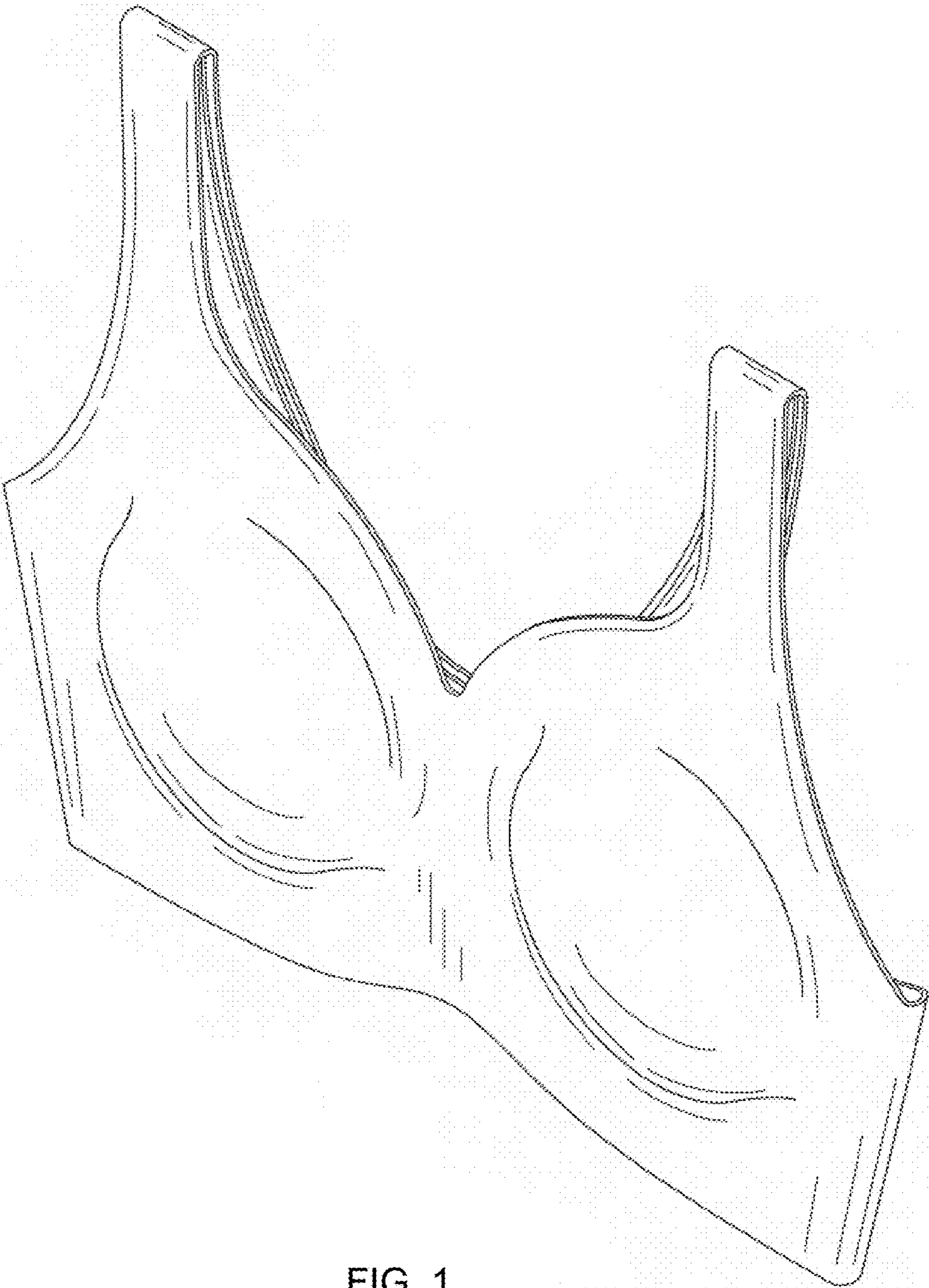


FIG. 1

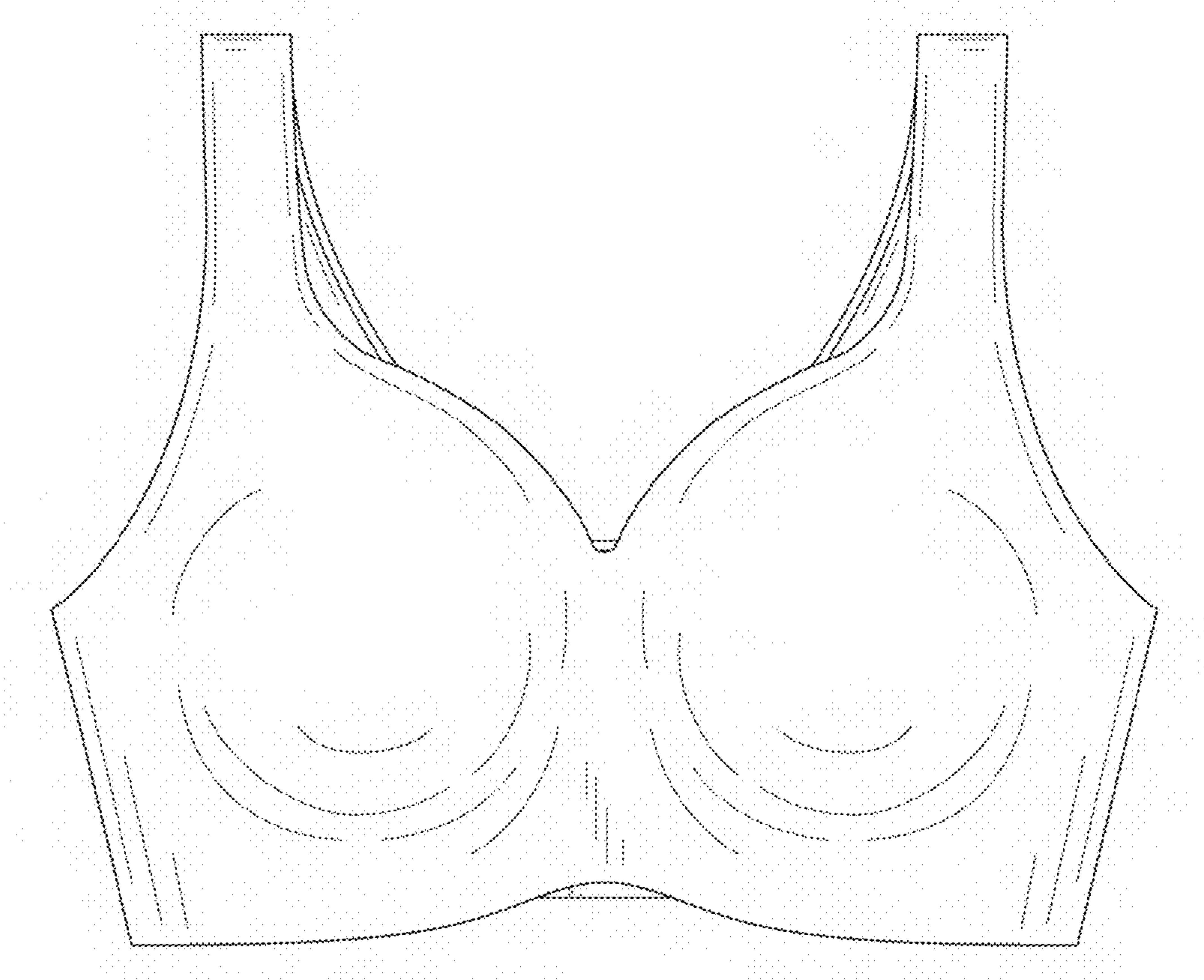


FIG. 2

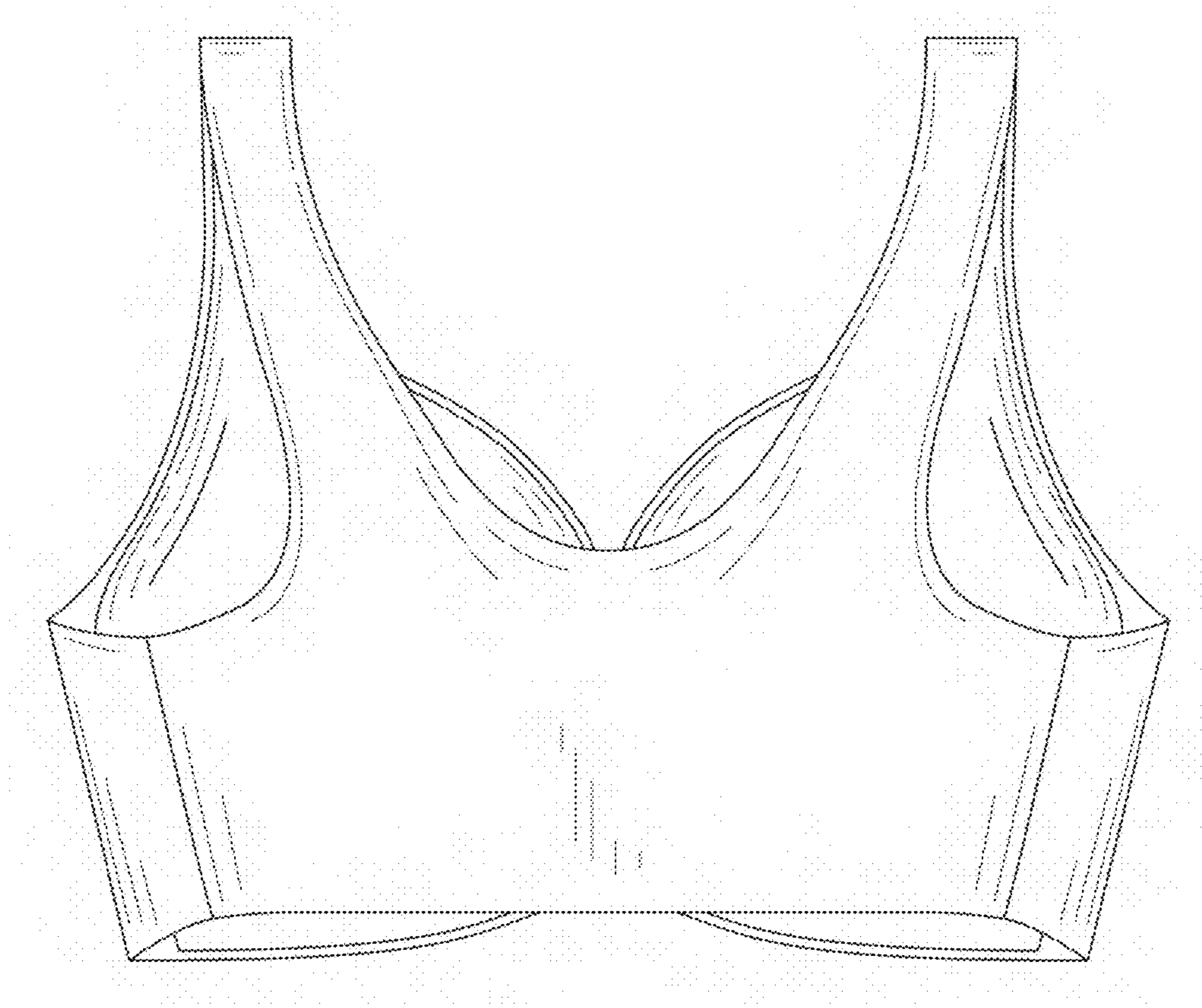


FIG. 3

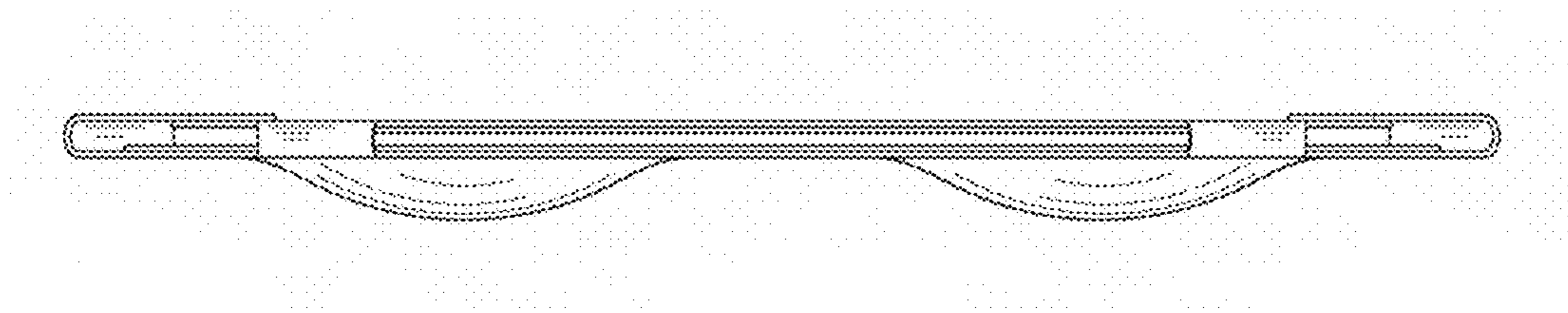


FIG. 4

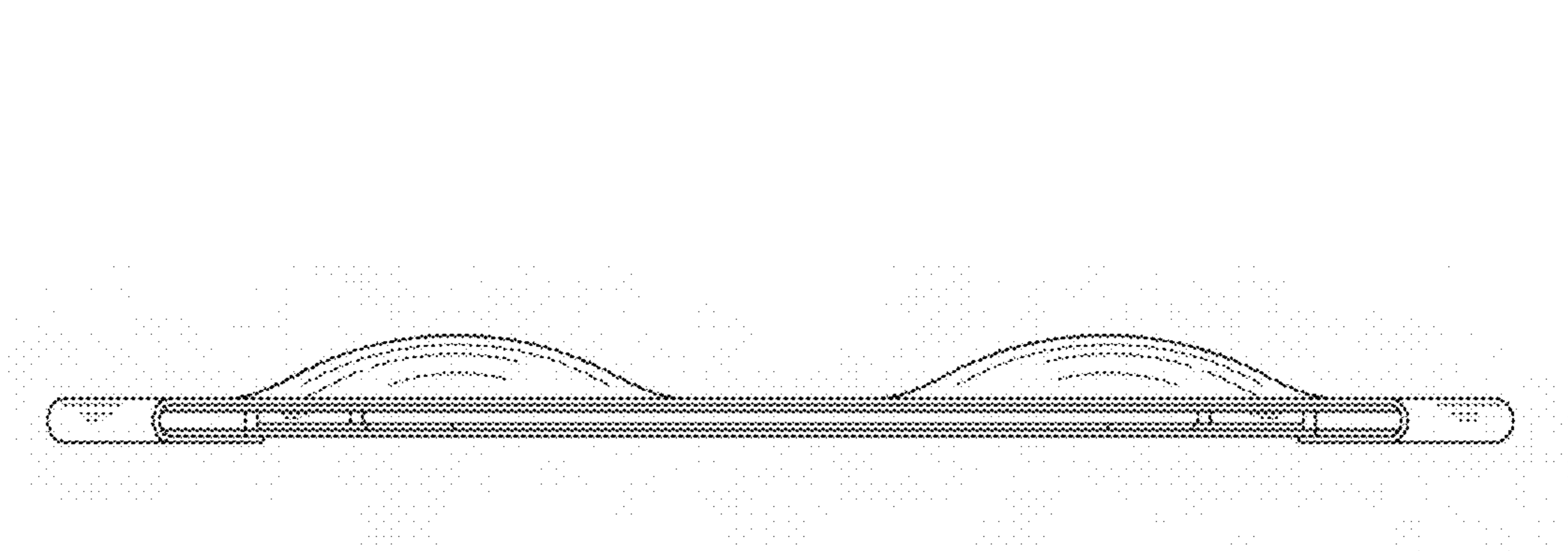


FIG. 5

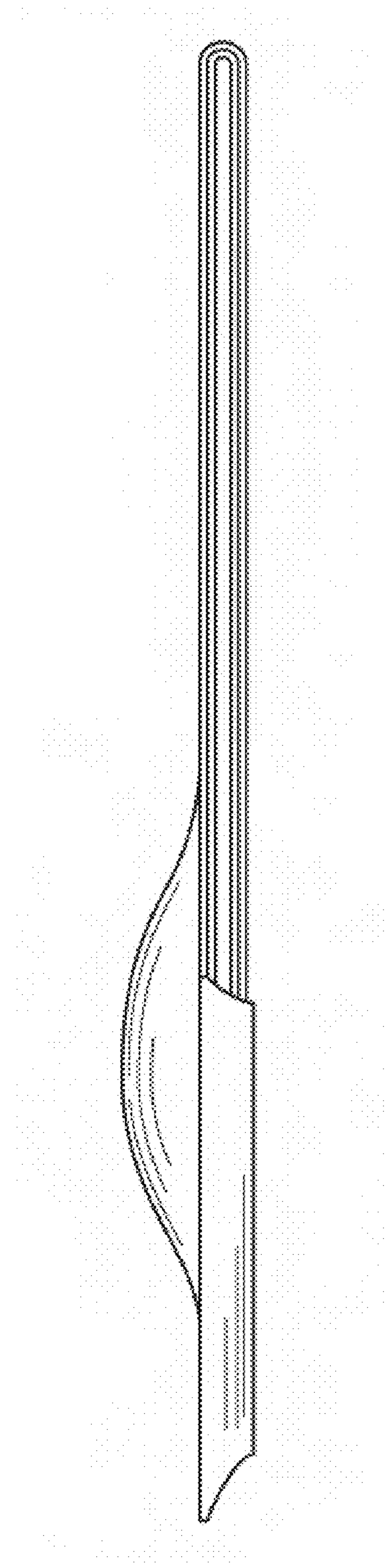


FIG. 6

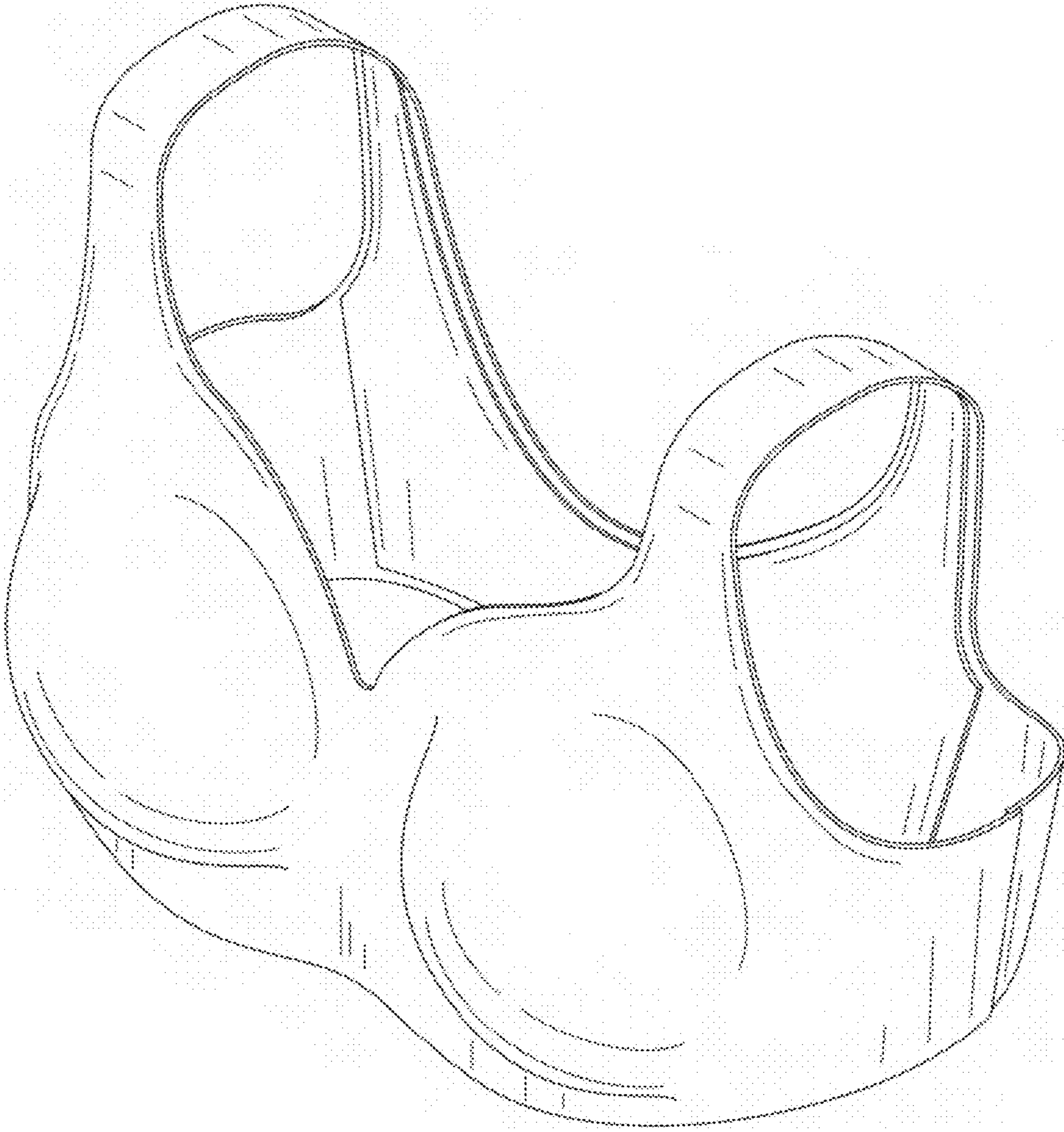


FIG. 7