



US00D816939S

(12) **United States Design Patent** (10) **Patent No.:** **US D816,939 S**
Blosser et al. (45) **Date of Patent:** **** May 1, 2018**

(54) **PALLET WITH COLUMNS**
(71) Applicant: **PallCon Services Company, Ltd.**,
Norton, OH (US)
(72) Inventors: **David Blosser**, Dade City, FL (US);
Robert Bradshaw, Norton, OH (US)
(73) Assignee: **PALLcon Services Company, Ltd.**,
Norton, OH (US)

(**) Term: **15 Years**

(21) Appl. No.: **29/617,988**

(22) Filed: **Sep. 18, 2017**

Related U.S. Application Data

(62) Division of application No. 29/559,811, filed on Mar. 31, 2016, now Pat. No. Des. 799,781.

(51) **LOC (11) Cl.** **09-08**

(52) **U.S. Cl.**
USPC **D34/38**

(58) **Field of Classification Search**
USPC D34/38; 248/346.02; 229/125.26,
229/122.28, 122.21, 120.11, 117, 113,
229/110; 108/57.28, 57.25, 57.1, 56.1,
108/55.3, 53.3, 53.1, 52.1, 51.3, 51.11
CPC B65D 2519/00029; B65D 2519/00034;
B65D 2519/00273; B65D 2519/00293;
B65D 2519/00796; B65D 2519/00815
See application file for complete search history.

(56) **References Cited**

U.S. PATENT DOCUMENTS

D357,108 S * 4/1995 Hutchison D34/38
5,433,156 A * 7/1995 Hutchison B65D 19/0012
108/51.3
5,794,544 A * 8/1998 Shuert B65D 19/0012
108/57.25
D403,830 S * 1/1999 Apps D34/38

5,887,529 A 3/1999 John et al.
D410,786 S * 6/1999 Favaron D34/38
D443,969 S * 6/2001 Apps D34/38
6,250,234 B1 * 6/2001 Apps B29C 65/02
108/57.25
6,807,910 B2 10/2004 Apps
(Continued)

OTHER PUBLICATIONS

Pallcon, "44x56x5.1 Heavy Duty Glass Pallet", Dec. 15, 2017.
<http://pallconservices.com/two-piece-glass-pallet-44-x-56-x-5-1/> .
Shown on p. 1. (Year: 2017).*

(Continued)

Primary Examiner — Cynthia Ramirez
Assistant Examiner — Michael A Maharajh
(74) *Attorney, Agent, or Firm* — Senniger Powers LLP

(57) **CLAIM**

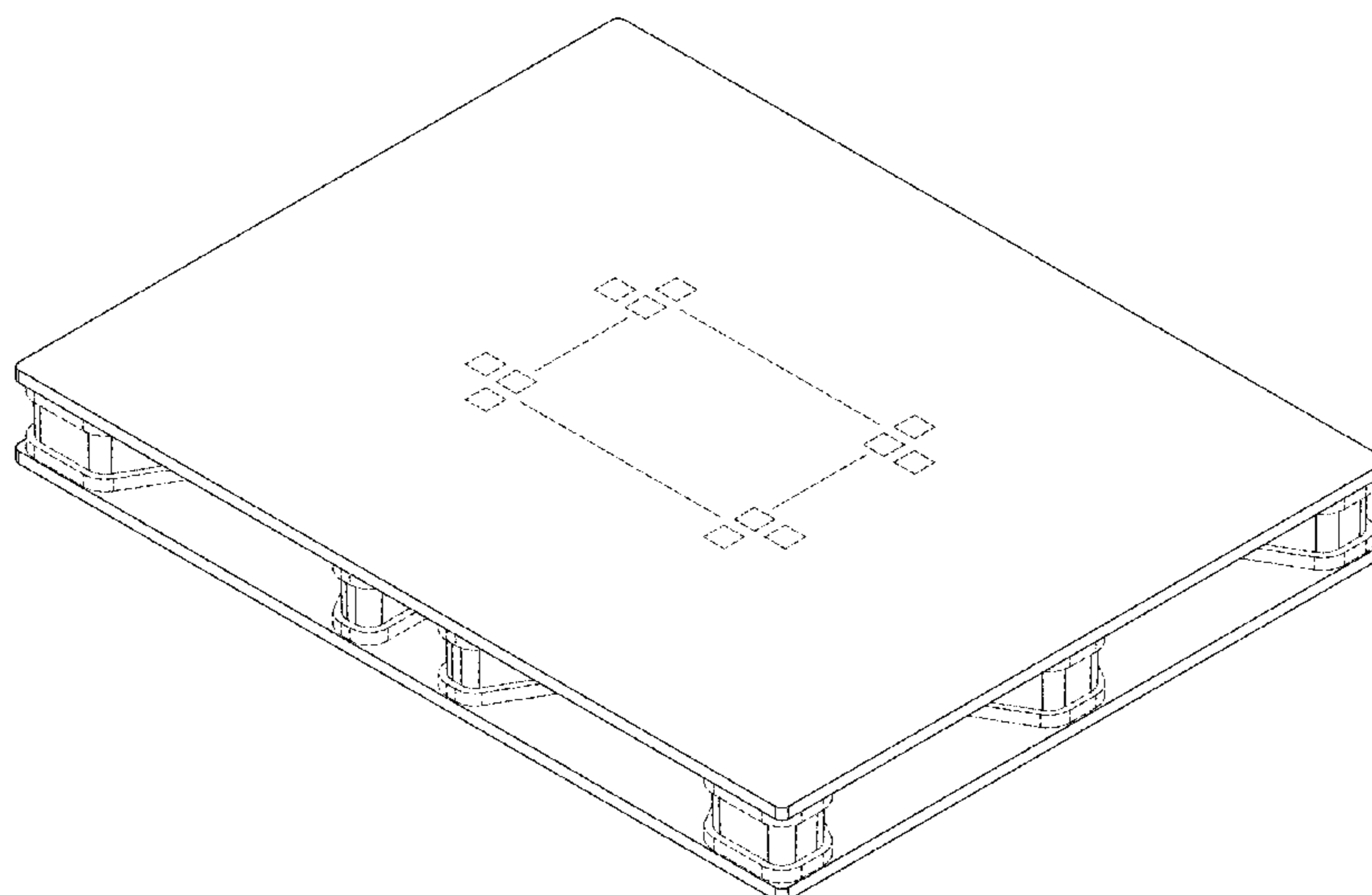
The ornamental design for a pallet with columns, as shown and described.

DESCRIPTION

FIG. 1 is a perspective view of a pallet with columns, showing our new design;
FIG. 2 is a front view thereof, the rear view being the same as the front view;
FIG. 3 is a top view thereof;
FIG. 4 is a right side view thereof, the left side view being the same as the right side view;
FIG. 5 is a bottom view thereof;
FIG. 6 is a section view taken in the direction of line A-A of FIG. 2; and,
FIG. 7 is a section view taken in the direction of line B-B of FIG. 2.

The dash-dot-dash broken lines shown in the figures are for the purposes of illustrating boundaries which form no part of the claimed design.

1 Claim, 7 Drawing Sheets



(56)

References Cited

U.S. PATENT DOCUMENTS

7,661,373 B2 * 2/2010 Apps B65D 19/0012
108/56.3

D650,546 S 12/2011 MacDonald et al.

D708,811 S 7/2014 Kelly et al.

8,950,342 B2 * 2/2015 Plattner B65D 19/0016
108/56.3

D724,809 S 3/2015 Howland et al.

D781,523 S * 3/2017 Roberts D34/38

D799,781 S * 10/2017 Blosser D34/38

2003/0075082 A1 * 4/2003 Apps B65D 19/0012
108/57.25

2006/0032413 A1 * 2/2006 Ogburn B65D 19/0012
108/57.25

2007/0163473 A1 7/2007 Shuert

2008/0141912 A1 * 6/2008 Valentinsson B65D 19/0014
108/57.33

2008/0143514 A1 6/2008 Valentinsson et al.

2008/0236455 A1 10/2008 Naidu

2009/0050029 A1 2/2009 Ogburn

2010/0288169 A1 11/2010 Du Toit

2011/0120353 A1 * 5/2011 Jensen B65D 19/0016
108/57.25

2012/0325125 A1 * 12/2012 Apps B65D 19/0014
108/57.25

2013/0145971 A1 * 6/2013 Federl B65D 19/0059
108/57.25

2014/0069305 A1 3/2014 Prado

2014/0158025 A1 * 6/2014 Apps B29C 45/0003
108/57.25

2015/0068436 A1 3/2015 Zelek et al.

2016/0368659 A1 12/2016 Bastian, II et al.

2017/0021963 A1 1/2017 Apps et al.

OTHER PUBLICATIONS

Pallcon Pallet Drawing and Photo, Pallcon Services Company, Ltd.;
Nov. 1, 2015.

Duracell Pallet Drawing and Photo, Orbis Corporation; Dec. 1996.

Bulk Pallet, Rehrig Pacific Company; Dec. 2014.

Letter to the U.S. Patent and Trademark Office regarding Informa-
tion Disclosure Statement dated Nov. 1, 2016.

* cited by examiner

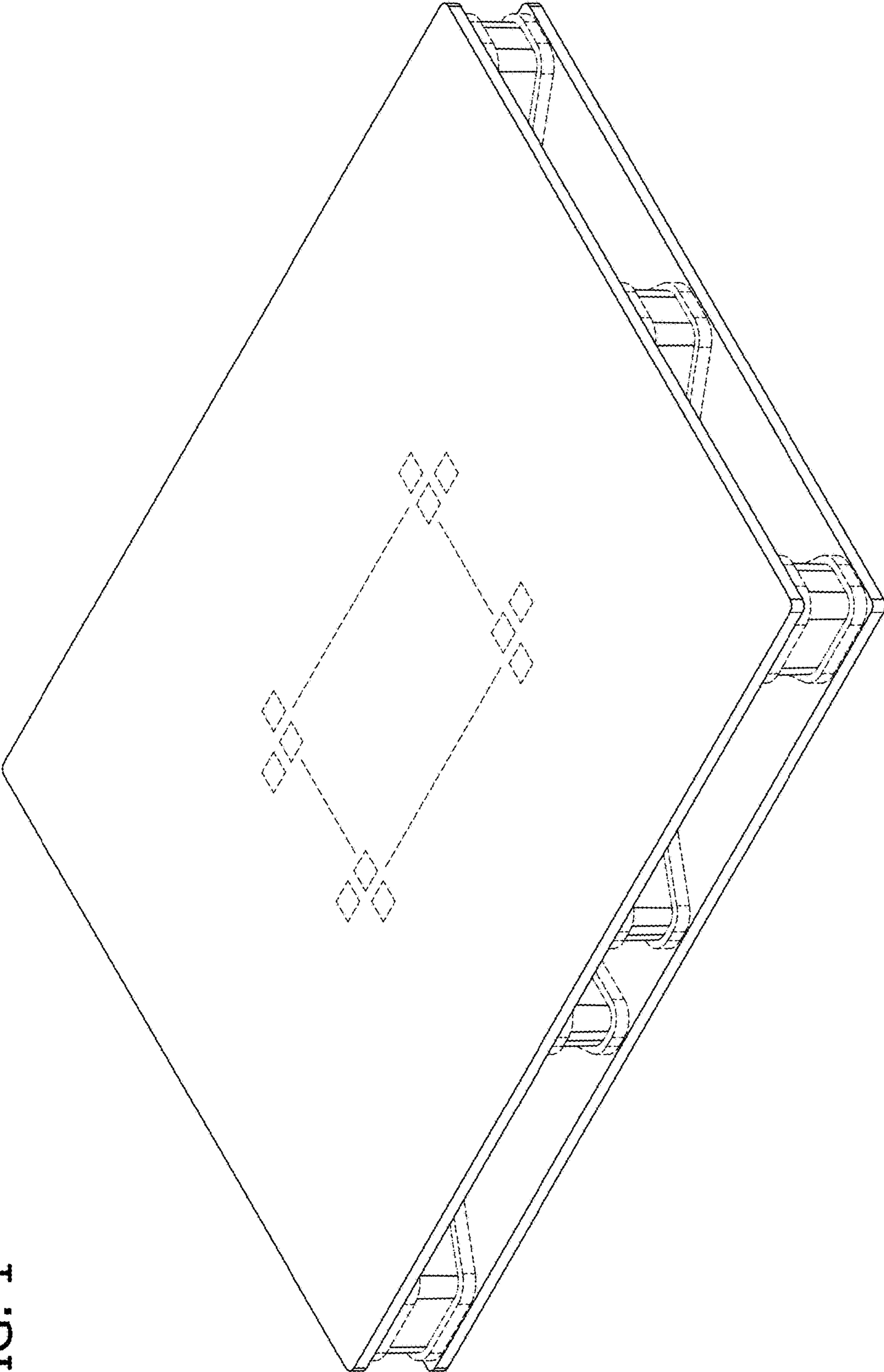
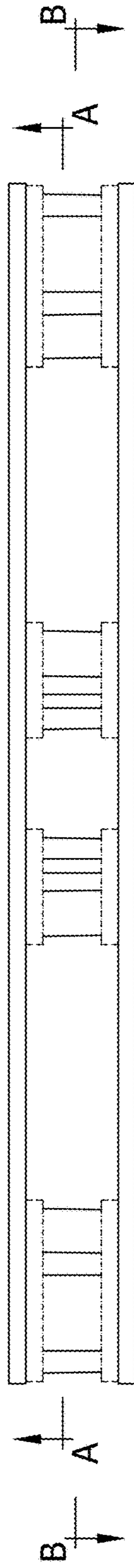


FIG. 1

FIG. 2



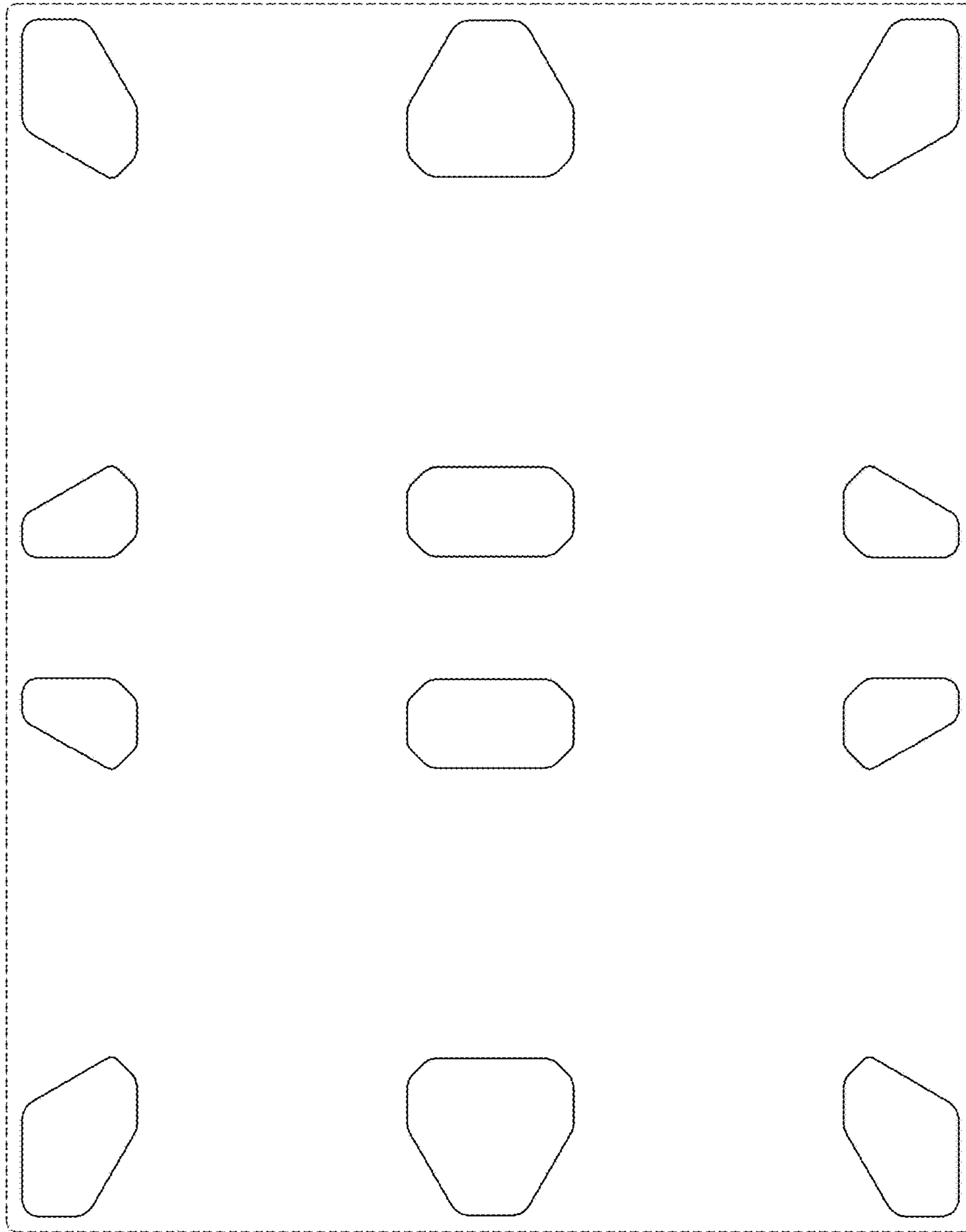
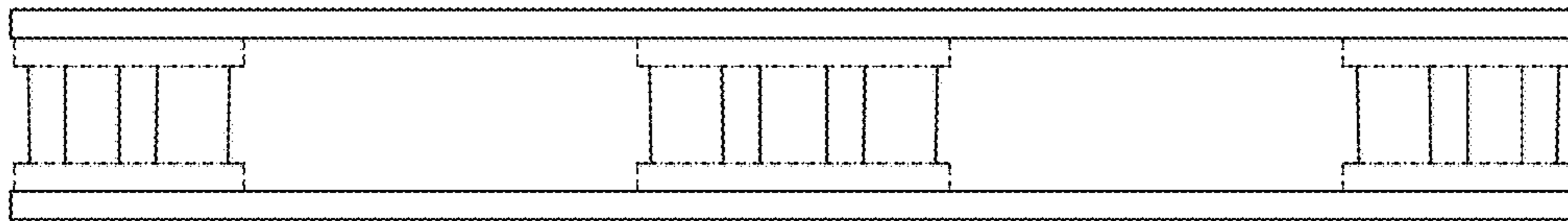


FIG. 3

FIG. 4



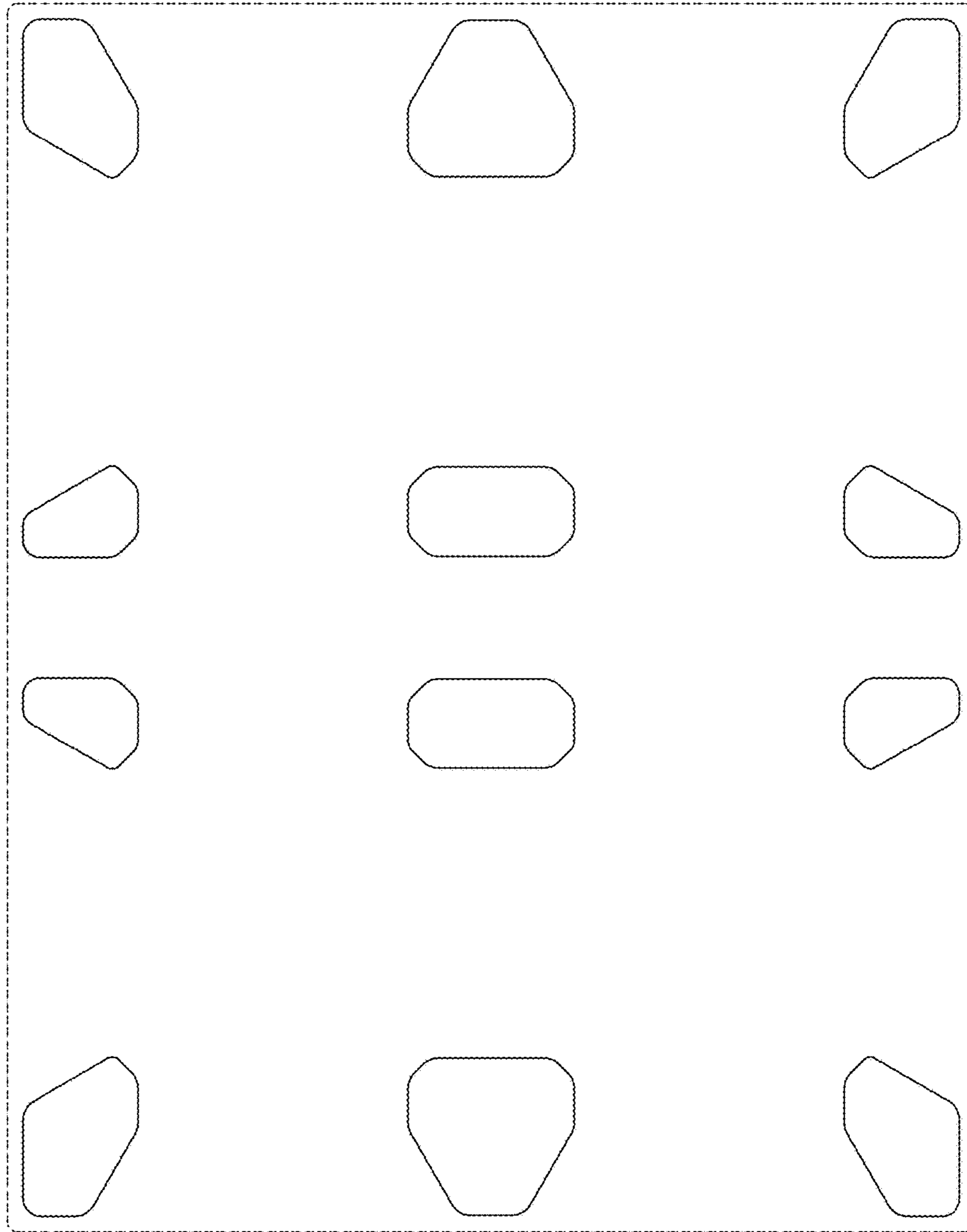


FIG. 5

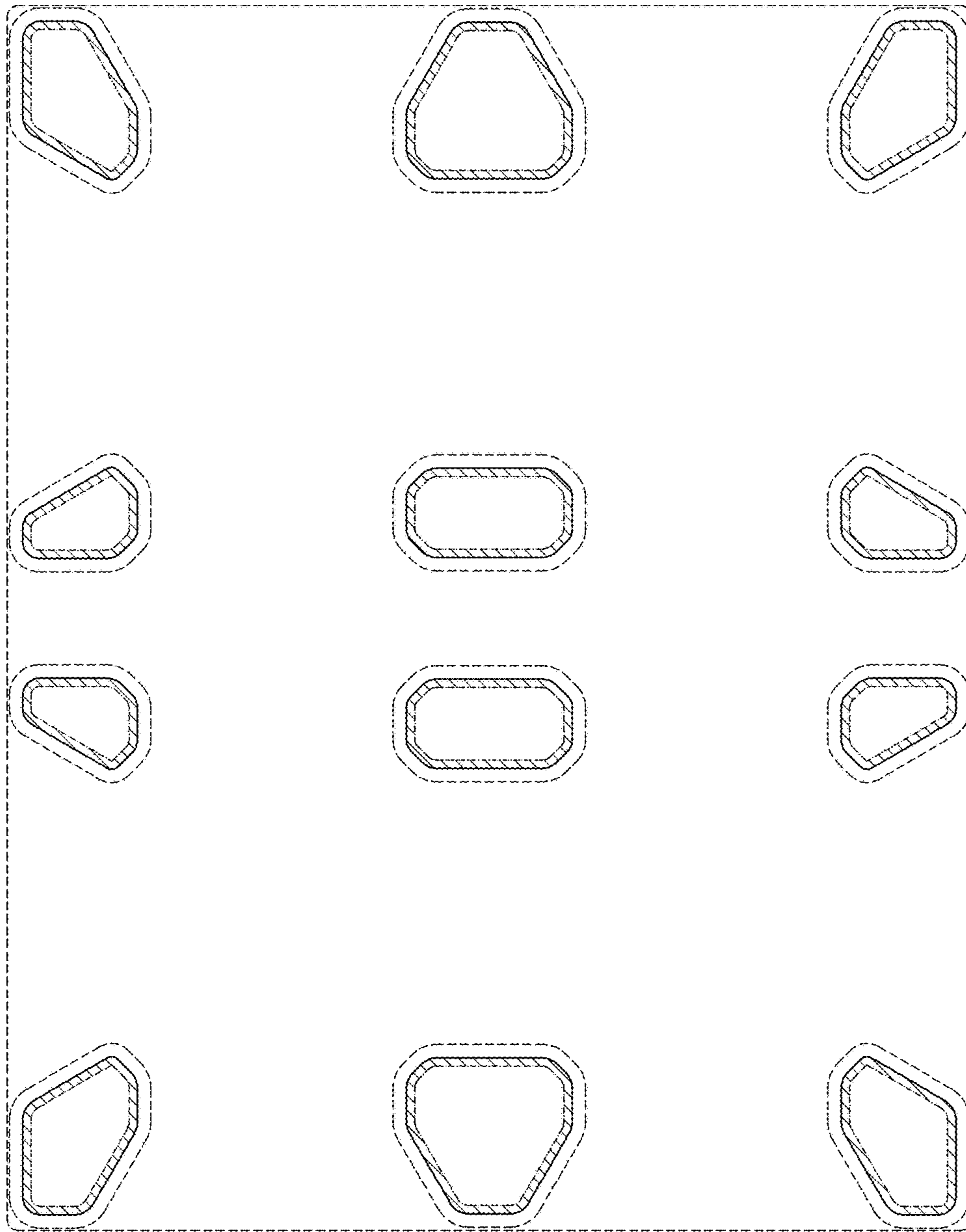


FIG. 6

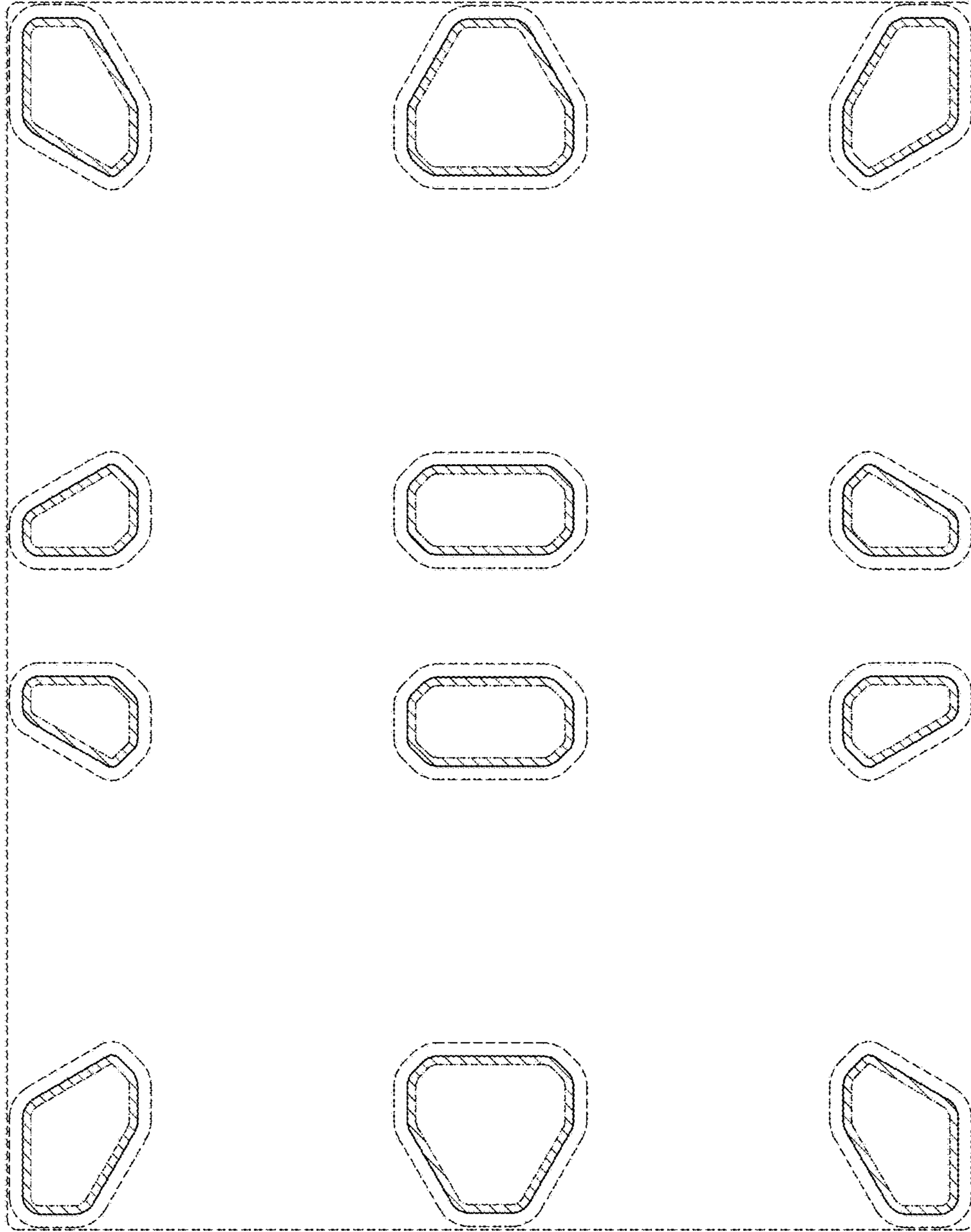


FIG. 7