



US00D816853S

(12) **United States Design Patent** (10) **Patent No.:** **US D816,853 S**  
**Deitch** (45) **Date of Patent:** **\*\* \*May 1, 2018**

- (54) **IMPLANTABLE SUPPORT**
- (71) Applicant: **Coloplast A/S**, Humlebaek (DK)
- (72) Inventor: **Sarah J. Deitch**, Minneapolis, MN (US)
- (73) Assignee: **Coloplast A/S**, Humlebaek (DK)
- (\*) Notice: This patent is subject to a terminal disclaimer.
- (\*\*) Term: **15 Years**
- (21) Appl. No.: **29/560,775**
- (22) Filed: **Apr. 11, 2016**
- (51) **LOC (11) Cl.** ..... **24-01**
- (52) **U.S. Cl.**  
USPC ..... **D24/189**
- (58) **Field of Classification Search**  
USPC ..... D24/189-192  
CPC ..... A61F 13/023; A61F 13/0203; A61F 13/0226; A61F 13/00068; A61F 2013/00817; A61F 2013/00748; A61F 2013/00868; A61F 13/0259; A61F 2013/00174; A61F 13/0216; A61F 13/022  
See application file for complete search history.

- D550,847 S \* 9/2007 Kixmiller ..... D24/190
  - D551,352 S \* 9/2007 Frangi ..... D24/190
  - D574,085 S 7/2008 Lucchetti
  - D637,725 S \* 5/2011 Seminaroti ..... D24/189
- (Continued)

**FOREIGN PATENT DOCUMENTS**

- AU 2008249214 AA 12/2008
- AU 2014265110 AA 12/2014

(Continued)

*Primary Examiner* — George D. Kirschbaum  
*Assistant Examiner* — Jennifer L Watkins  
 (74) *Attorney, Agent, or Firm* — Coloplast Corp.,  
 Coloplast A/S; Nick Baumann

(57) **CLAIM**

The ornamental design for an implantable support, as shown and described.

**DESCRIPTION**

FIG. 1 is a perspective view of an implantable support. FIG. 2 is a front elevation view of the implantable support illustrated in FIG. 1, where a back elevation view is not provided since it is identical to and duplicative of the front elevation view.

FIG. 3 is a left side elevation view of the implantable support illustrated in FIG. 1, where a right side elevation view is not provided since it is identical to and duplicative of the left side elevation view.

FIG. 4 is a top plan view of the implantable support illustrated in FIG. 1; and,

FIG. 5 is a bottom plan view of the implantable support illustrated in FIG. 1.

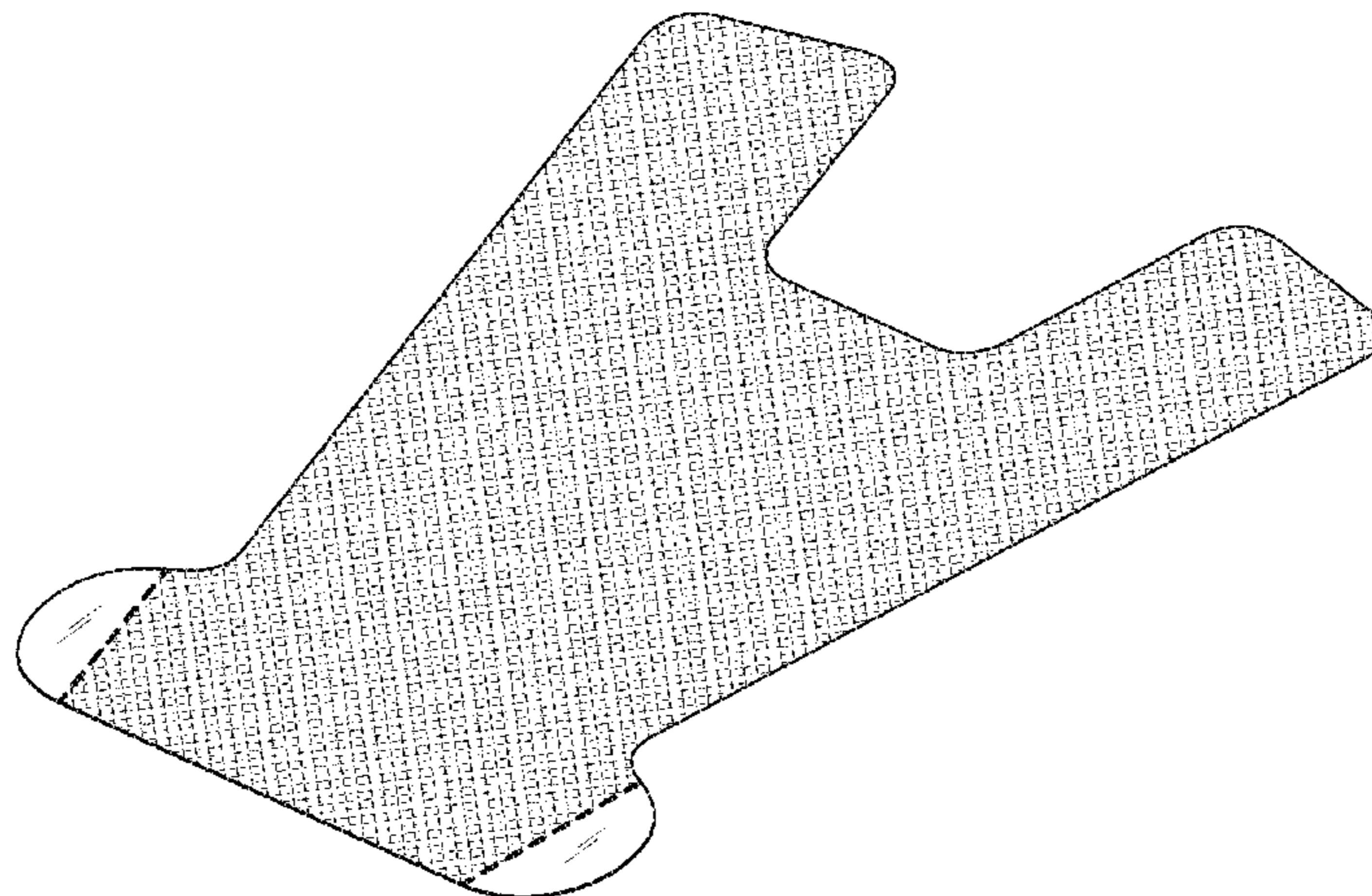
In FIGS. 1 and 2 the bold dashed lines illustrate the boundary between the claimed tab portions of the implantable support and the portions of fibers of mesh that form no part of the claim. The boundary forms no part of the claim. The broken lines inside of the implantable support illustrate fibers of mesh and form no part of the claim.

**1 Claim, 5 Drawing Sheets**

(56) **References Cited**

**U.S. PATENT DOCUMENTS**

- 4,772,444 A 9/1988 Curro et al.
- 4,994,054 A 2/1991 Pigneul et al.
- D318,920 S \* 8/1991 Bruhl, Jr. .... D24/184
- 5,531,729 A 7/1996 Coles et al.
- 5,553,605 A \* 9/1996 Muchin ..... A61F 5/08  
128/200.24
- 5,993,432 A 11/1999 Lodge et al.
- 6,107,539 A 8/2000 Palumbo et al.
- D441,081 S 4/2001 Mueller
- D518,892 S \* 4/2006 Hantke ..... D24/125



(56)

References Cited

U.S. PATENT DOCUMENTS

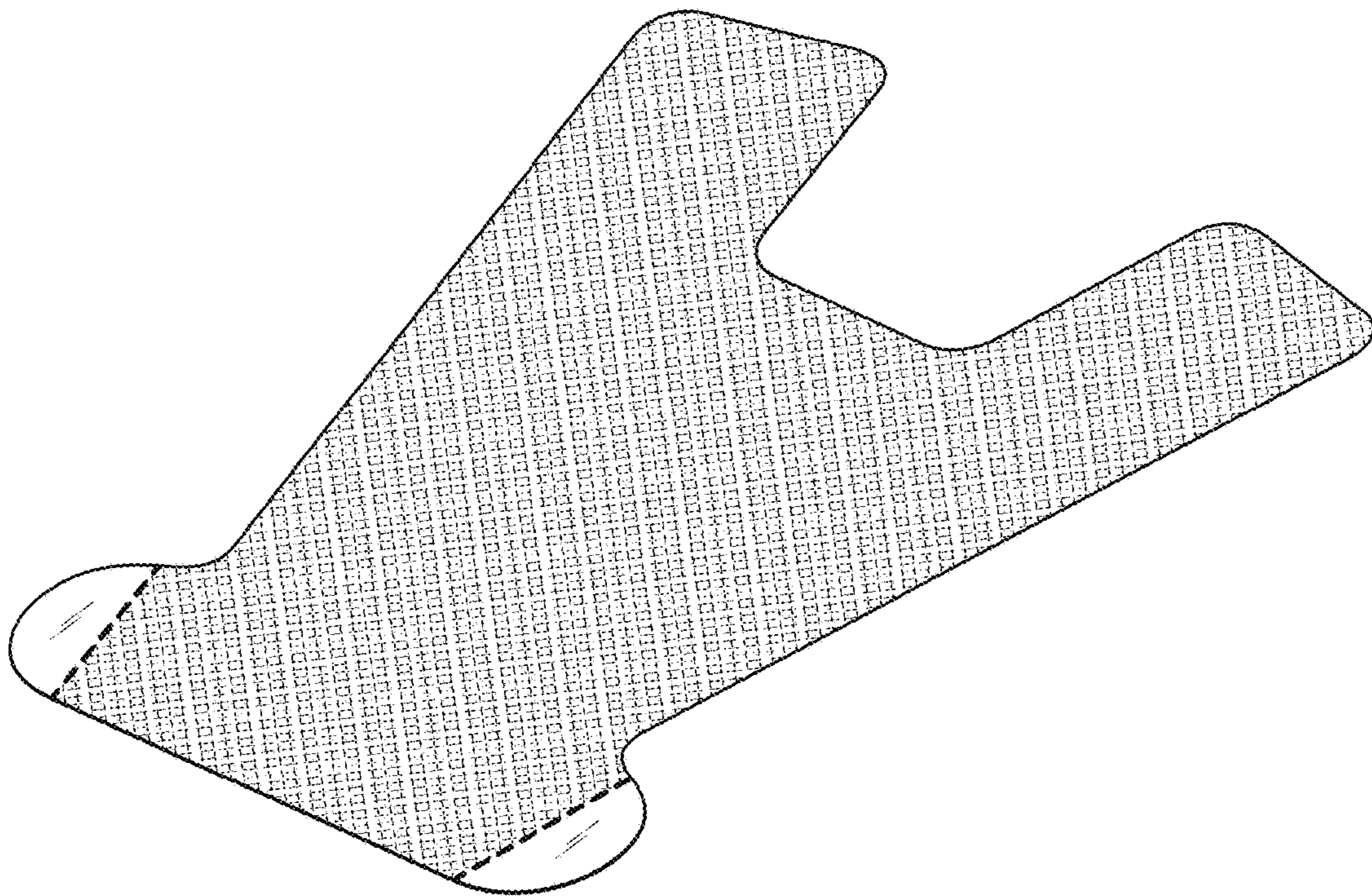
D641,083 S \* 7/2011 Kase ..... D24/189  
 D655,420 S 3/2012 Bowles  
 D660,439 S \* 5/2012 Chen ..... D24/190  
 D663,432 S \* 7/2012 Nichols ..... D24/189  
 D675,328 S 1/2013 Cotton  
 D707,831 S \* 6/2014 Klutts ..... D24/190  
 D721,135 S \* 1/2015 Pennaz ..... D20/22  
 D723,703 S 3/2015 Igwebuike et al.  
 D740,429 S 10/2015 Tagami et al.  
 D743,564 S 11/2015 Wathne et al.  
 D745,975 S \* 12/2015 Igaue ..... D24/206  
 D760,396 S 6/2016 Bradford  
 D770,631 S 11/2016 Green  
 D781,526 S 3/2017 Caden  
 2002/0028980 A1 3/2002 Thierfelder et al.  
 2005/0070829 A1 3/2005 Therin et al.  
 2006/0205995 A1 9/2006 Browning  
 2006/0229493 A1 10/2006 Weiser et al.  
 2006/0247490 A1 11/2006 Merade et al.  
 2006/0252980 A1 11/2006 Amal et al.  
 2008/0009665 A1 1/2008 Merade et al.  
 2008/0021356 A1 1/2008 Castello Escude et al.  
 2009/0012353 A1 1/2009 Beyer  
 2010/0081866 A1 4/2010 Goddard et al.  
 2010/0197999 A1 8/2010 Deegan et al.  
 2010/0198003 A1 8/2010 Morningstar et al.  
 2010/0198004 A1 8/2010 Moschel et al.  
 2010/0312051 A1 12/2010 Brown  
 2011/0207992 A1 8/2011 Morey

2011/0224697 A1 9/2011 Deitch et al.  
 2011/0257470 A1 10/2011 Yi et al.  
 2012/0016182 A1 1/2012 Wang et al.  
 2012/0022321 A1 1/2012 Dinh et al.  
 2012/0215058 A1 8/2012 Alexander  
 2012/0283510 A1 11/2012 Alexander  
 2013/0035542 A1 2/2013 Morningstar et al.  
 2013/0035543 A1 2/2013 Fischer et al.  
 2013/0046132 A1 2/2013 Buie et al.  
 2013/0061727 A1 3/2013 Le Portz  
 2013/0079586 A1 3/2013 Knipfer  
 2013/0274545 A1 10/2013 Jenkins  
 2014/0039243 A1 2/2014 Crepaldi et al.  
 2014/0088343 A1 3/2014 Arcand et al.  
 2014/0171732 A1 6/2014 Mujwid  
 2014/0207160 A1 7/2014 Morningstar  
 2014/0371521 A1 12/2014 Miller  
 2015/0018602 A1 1/2015 Presthus et al.  
 2015/0297333 A1 10/2015 Poucher et al.

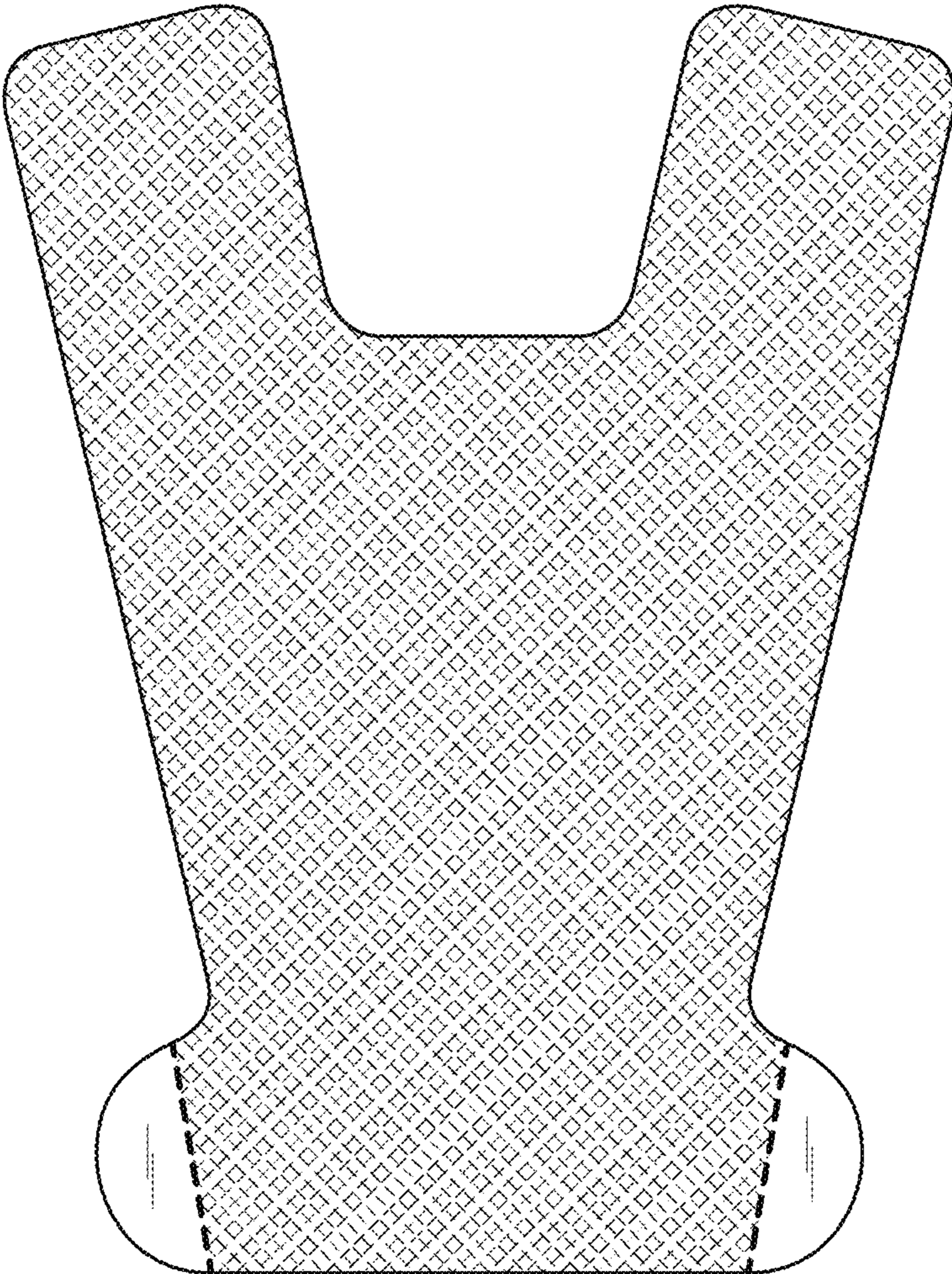
FOREIGN PATENT DOCUMENTS

WO 0230293 A1 4/2002  
 WO 02078568 A1 10/2002  
 WO 03086205 A2 10/2003  
 WO 2005112842 A1 12/2005  
 WO 2008048971 A2 4/2008  
 WO 2011118892 A1 9/2011  
 WO 2012160309 A1 11/2012  
 WO 20123081515 A1 6/2013  
 WO 2015160386 A1 10/2015

\* cited by examiner



**Fig. 1**



**Fig. 2**



**Fig. 3**



**Fig. 4**



**Fig. 5**