



US00D816839S

(12) **United States Design Patent** (10) **Patent No.:** **US D816,839 S**
Buell et al. (45) **Date of Patent:** **** May 1, 2018**

(54) **MENSTRUAL PRODUCT APPLICATOR** 7,727,208 B2 * 6/2010 Lemay A61F 13/26
604/11
(71) Applicant: **Edgewell Personal Care Brands, LLC**, Chesterfield, MO (US) D626,650 S * 11/2010 Edgett D24/141
D664,656 S * 7/2012 Avigdor D24/141
8,337,478 B2 * 12/2012 Lemay A61F 13/26
604/11
(72) Inventors: **Sezen Buell**, Waldwick, NJ (US); D755,380 S * 5/2016 De Soto-Burt D24/141
Robert F Rosasco, III, Woodbridge, D756,518 S * 5/2016 Bischoff D24/141
CT (US) D772,409 S * 11/2016 Buell D24/141
D792,591 S * 7/2017 De Soto-Burt D24/141
(73) Assignee: **Edgewell Personal Care Brands, LLC.**, Chesterfield, MO (US) 2004/0054317 A1 * 3/2004 Lemay A61F 13/26
604/15
2010/0204636 A1 * 8/2010 Lemay A61F 13/26
604/15
(**) Term: **15 Years** 2013/0066254 A1 * 3/2013 LeMay A61F 13/26
604/15
(21) Appl. No.: **29/571,876** 2013/0331763 A1 * 12/2013 Ito A61F 13/266
604/11

(22) Filed: **Jul. 22, 2016**
(51) **LOC (11) Cl.** **24-02**
(52) **U.S. Cl.**
USPC **D24/141**
(58) **Field of Classification Search**
USPC D24/114, 130, 133, 135; D9/552, 556,
D9/557; 604/11-18, 206, 363, 904
CPC A61B 1/00; A61B 1/31; A61B 1/00154;
A61F 13/20; A61F 13/26; A61F 13/263;
A61F 13/266; A61F 13/2051; A61F
13/2097; A61F 13/2077; A61F 13/55185
See application file for complete search history.

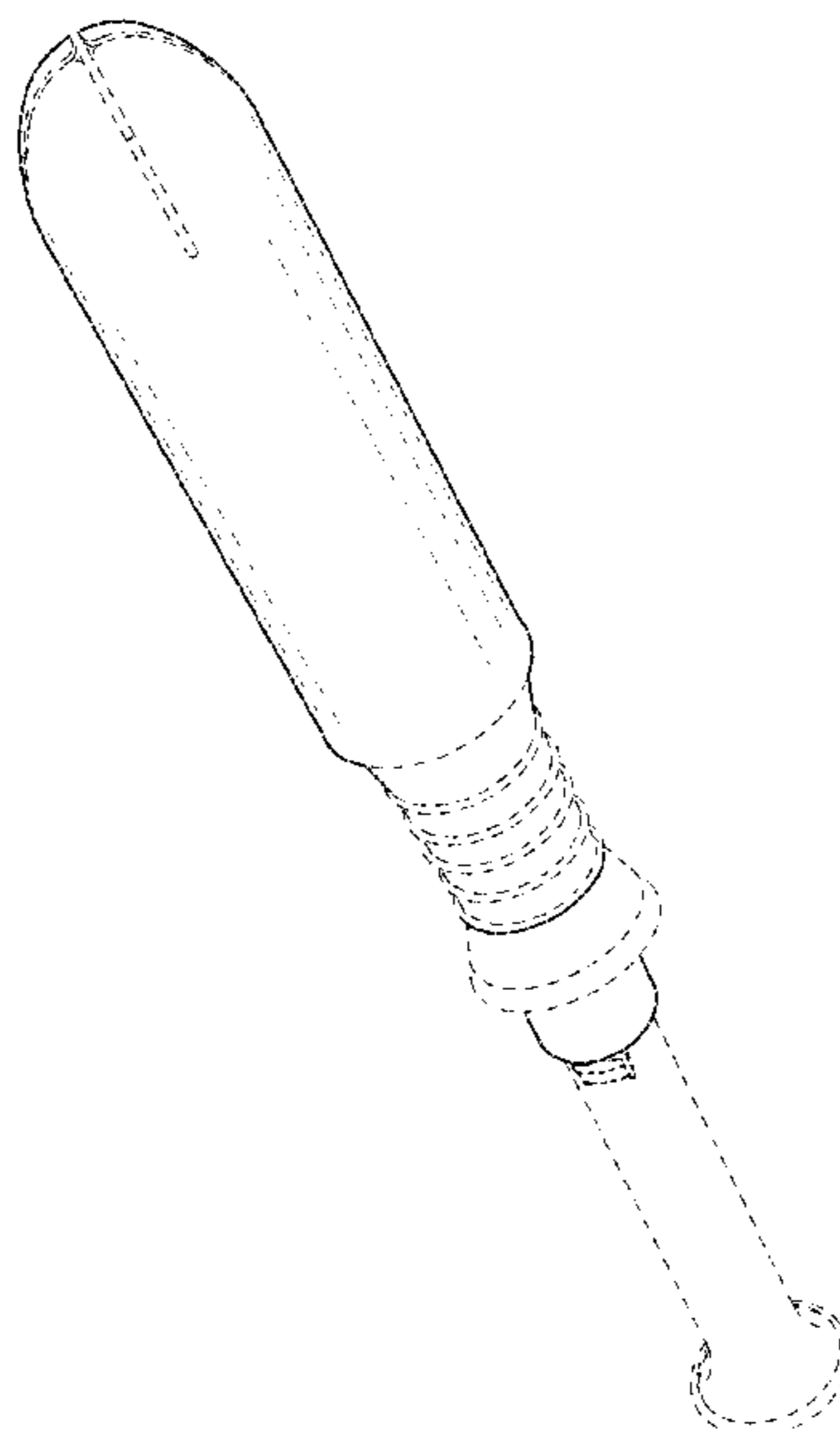
(56) **References Cited**
U.S. PATENT DOCUMENTS
D492,033 S * 6/2004 Jarmon D24/141
D512,142 S * 11/2005 Weber D24/141
D515,212 S * 2/2006 Edgett D24/141
D517,691 S * 3/2006 Turchi D24/141
D517,692 S * 3/2006 Weber D24/141
D559,983 S * 1/2008 Edgett D24/141
D572,362 S * 7/2008 Edgett D24/141
D602,587 S * 10/2009 Edgett D24/141
D612,940 S * 3/2010 Edgett D24/141

(Continued)
Primary Examiner — Wan Laymon
Assistant Examiner — Clint A Samuel
(74) *Attorney, Agent, or Firm* — Edgewell Personal Care Brands, LLC.

(57) **CLAIM**
We claim the ornamental design for a menstrual product applicator, as shown and described.

DESCRIPTION
FIG. 1 is a front perspective view of the menstrual product applicator.
FIG. 2 is a front view of FIG. 1.
FIG. 3 is a right side view of FIG. 2.
FIG. 4 is a back side view of FIG. 2.
FIG. 5 is a left side view of FIG. 2.
FIG. 6 is a top view thereof; and,
FIG. 7 is a bottom view thereof.
The broken lines in the figures depict environmental subject matter only and form no part of the claimed design.

1 Claim, 3 Drawing Sheets



(56)

References Cited

U.S. PATENT DOCUMENTS

2014/0046239	A1 *	2/2014	Taniguchi	A61F 13/26 604/11
2014/0052048	A1 *	2/2014	Taniguchi	A61F 13/26 604/15
2014/0088485	A1 *	3/2014	Ito	A61F 13/34 604/15
2015/0105711	A1 *	4/2015	LeMay	A61F 13/26 604/15

* cited by examiner

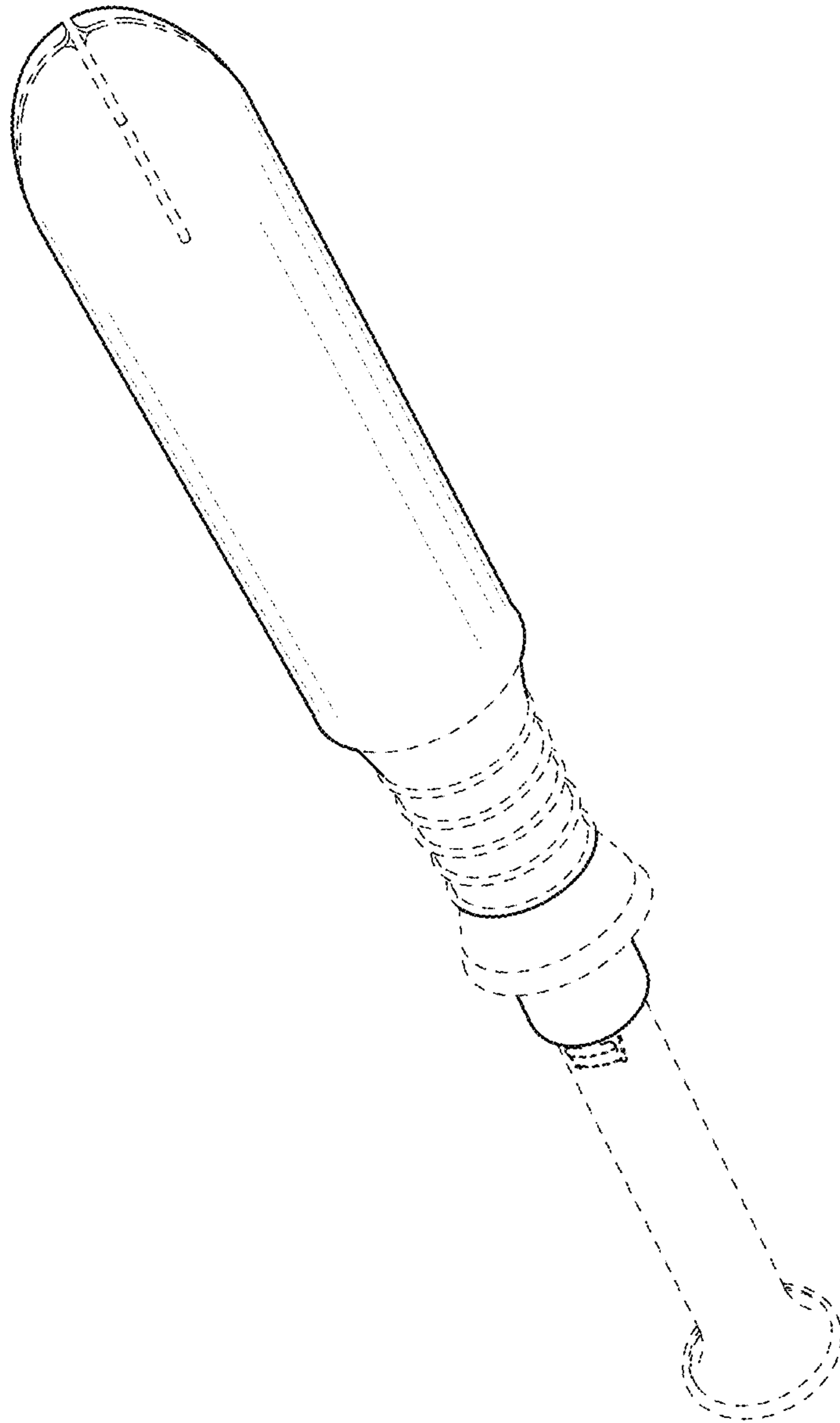


FIG. 1

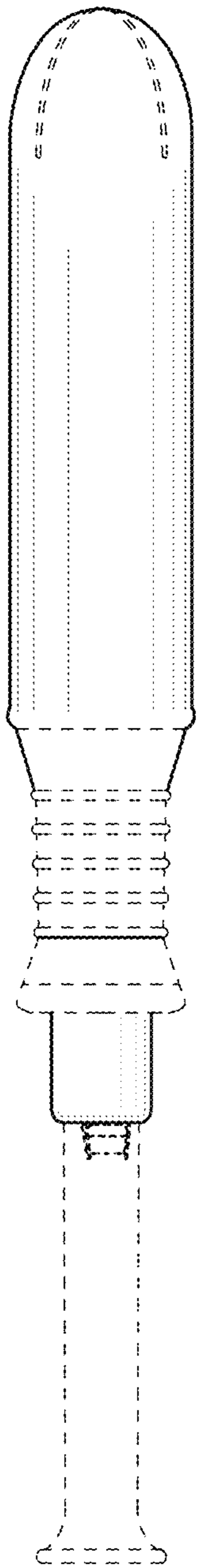


FIG. 2

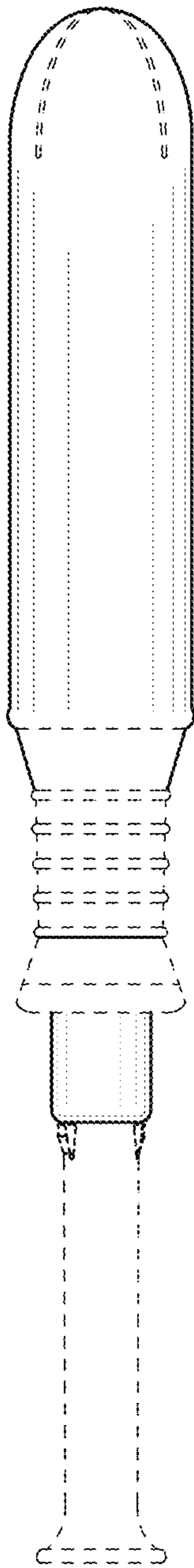


FIG. 3

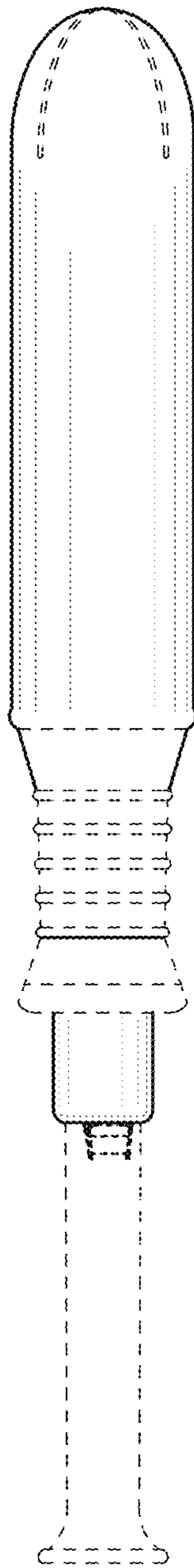


FIG. 4

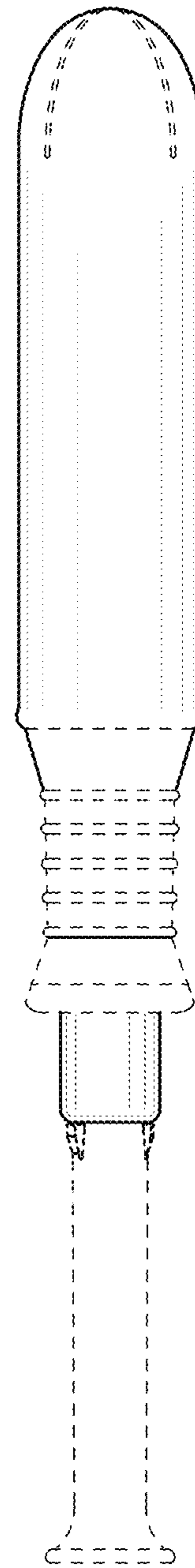


FIG. 5

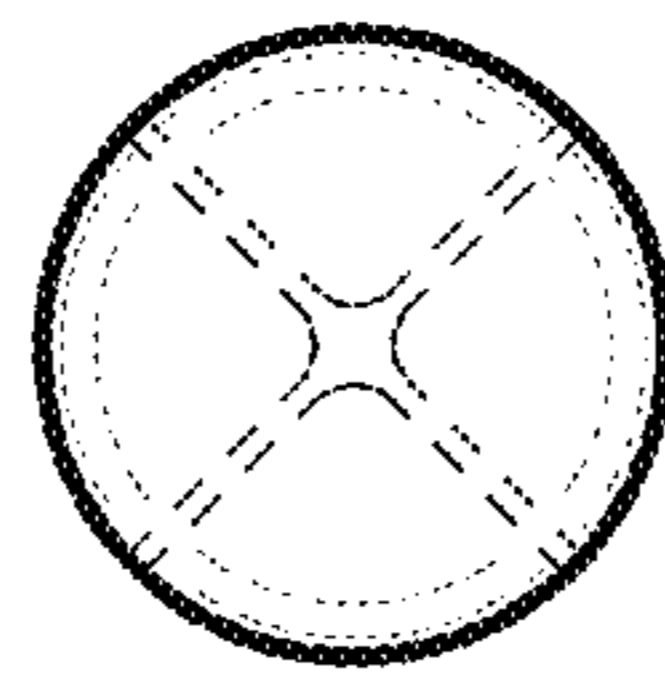


FIG. 6

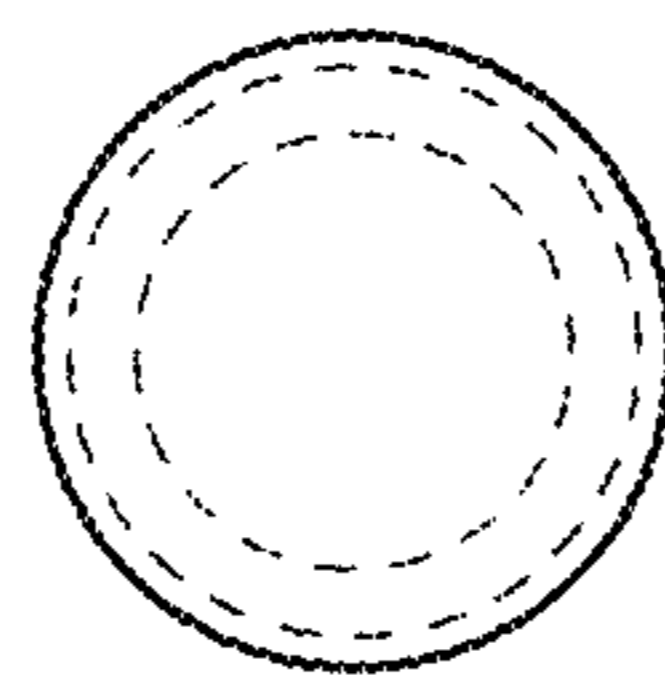


FIG. 7