



US00D816831S

(12) **United States Design Patent** (10) **Patent No.:** **US D816,831 S**  
**Sacchetti** (45) **Date of Patent:** **\*\* May 1, 2018**

(54) **DRIP CHAMBER** 7,556,619 B2 7/2009 Spohn et al.  
8,425,470 B2 4/2013 Beck et al.  
(71) Applicant: **Alcor Scientific, Inc.**, Smithfield, RI D760,890 S \* 7/2016 Guala ..... D24/112  
(US) 9,381,295 B2 7/2016 Baid  
2006/0189945 A1\* 8/2006 Adams ..... A61M 1/3626  
(72) Inventor: **Peter Sacchetti**, Attleboro, MA (US) 2007/0043325 A1\* 2/2007 Guala ..... A61M 5/1411  
(73) Assignee: **Alcor Scientific, Inc.**, Smithfield, RI 2010/0063456 A1\* 3/2010 Rahimy ..... A61J 1/1475  
(US) 2012/0053532 A1\* 3/2012 Baid ..... A61M 5/1411  
(\*\*) Term: **15 Years** 604/244

(Continued)

(21) Appl. No.: **29/599,580**

FOREIGN PATENT DOCUMENTS

(22) Filed: **Apr. 5, 2017**  
(51) **LOC (11) Cl.** ..... **24-02**  
(52) **U.S. Cl.**  
USPC ..... **D24/127**

CN 203090067 U 7/2013  
CN 203291320 U 11/2013  
CN 103830808 A 6/2014

(58) **Field of Classification Search**  
USPC ..... D24/127-131, 112-114, 133, 186;  
606/181, 185; 604/253, 264, 523-528,  
604/272, 187, 158, 164.01-164.11, 181,  
604/184, 227; 600/101, 139, 143;  
128/200.24, 207.14, 207.15  
CPC ..... A61M 25/00; A61M 39/00; A61M 27/00;  
A61M 25/0043; A61M 25/0067; A61M  
25/0097; A61F 2/958  
See application file for complete search history.

Primary Examiner — David Muller  
(74) Attorney, Agent, or Firm — Adler Pollock & Sheehan P.C.; Daniel J. Holmander, Esq.

(57) **CLAIM**

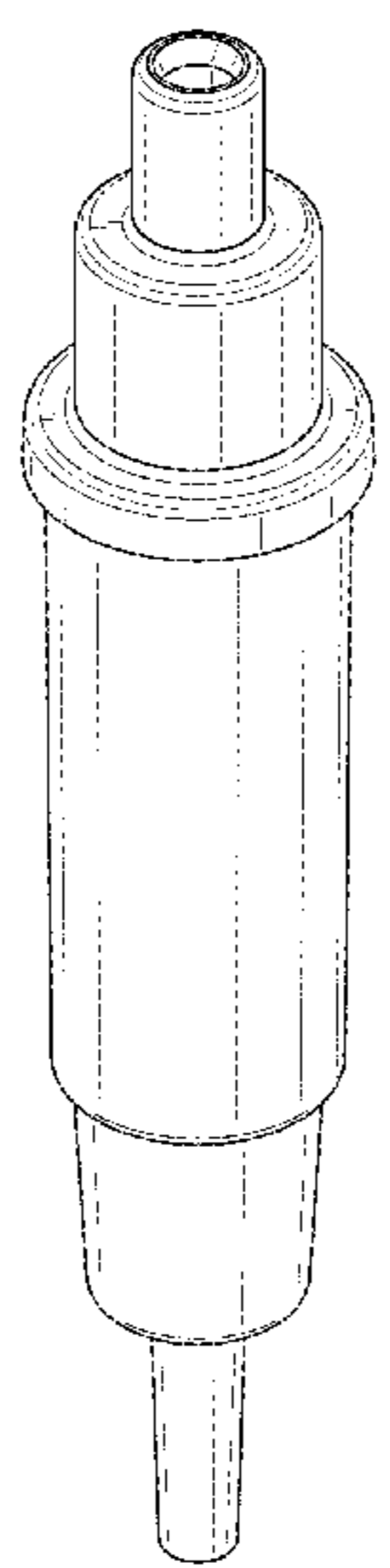
The ornamental design for a drip chamber, as shown and described.

**DESCRIPTION**

FIG. 1 is a top perspective view of a drip chamber in accordance with the subject disclosure.  
FIG. 2 is a bottom perspective view thereof.  
FIG. 3 is a front view thereof; and,  
FIG. 4 is a right side view thereof.  
No left side or rear views are provided, the left side and rear views being mirror images of the front view of FIG. 3 and right side view of FIG. 4.  
A view of the bottom is omitted because the bottom is flat and unornamented.  
A view of the top is omitted because the top is flat and unornamented.

(56) **References Cited**  
U.S. PATENT DOCUMENTS  
4,673,397 A \* 6/1987 Lynn ..... A61M 5/1411  
604/251  
D335,535 S \* 5/1993 Arioka ..... D24/112  
D341,420 S \* 11/1993 Conn ..... D24/112  
D356,150 S \* 3/1995 Duggan ..... D24/112  
5,489,385 A \* 2/1996 Raabe ..... A61M 1/3627  
210/435  
5,902,281 A \* 5/1999 Kraus ..... A61M 5/1411  
604/190  
6,224,578 B1 5/2001 Davis et al.  
D452,311 S \* 12/2001 Guala ..... D24/112

**1 Claim, 4 Drawing Sheets**



(56)

**References Cited**

U.S. PATENT DOCUMENTS

2014/0316370 A1 10/2014 Merno et al.  
2017/0151385 A1\* 6/2017 Putter ..... A61M 5/1411

\* cited by examiner

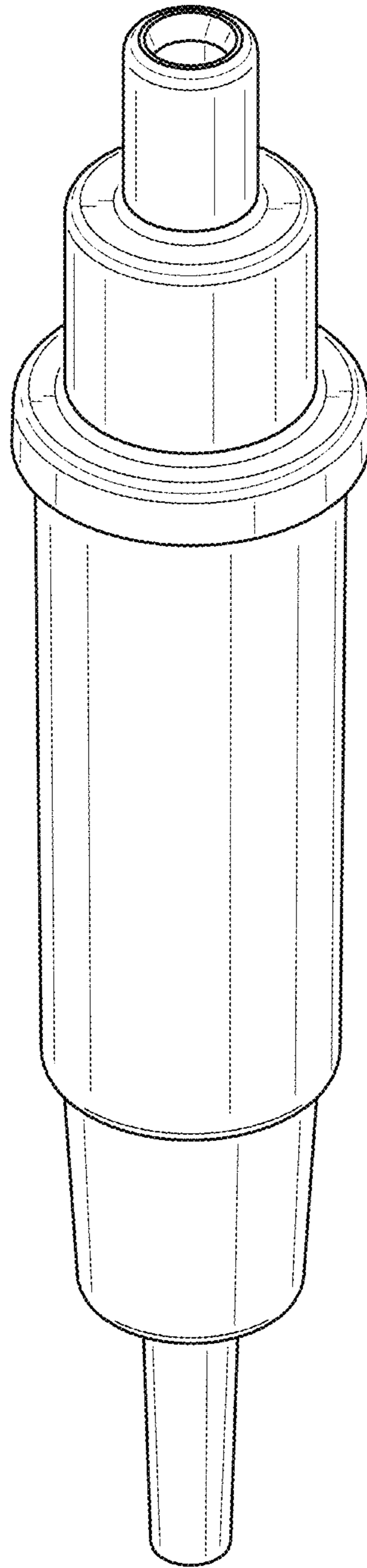


FIG. 1

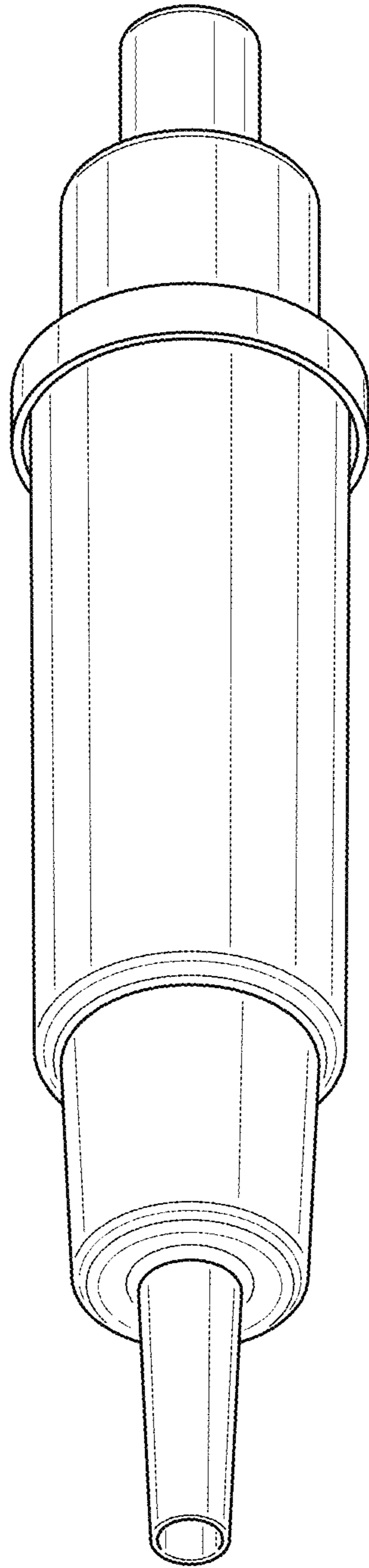


FIG. 2

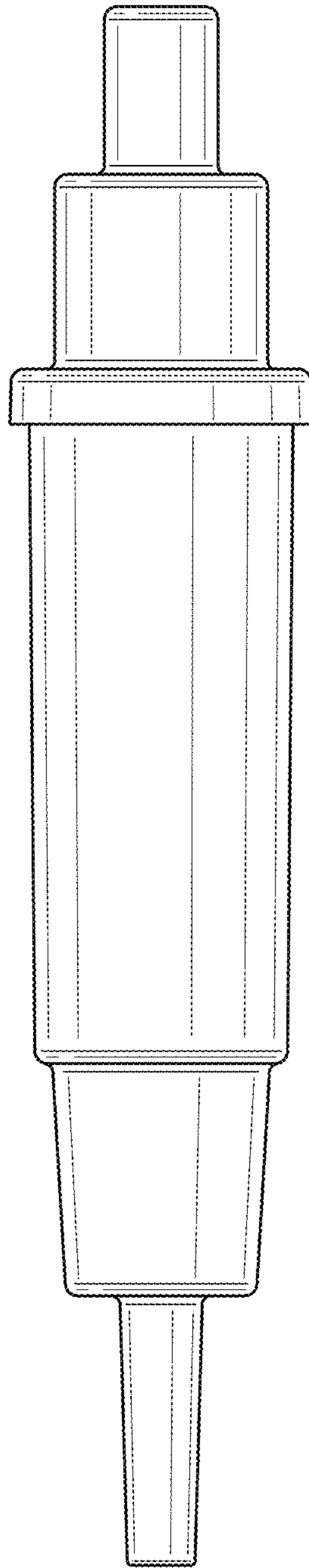


FIG. 3

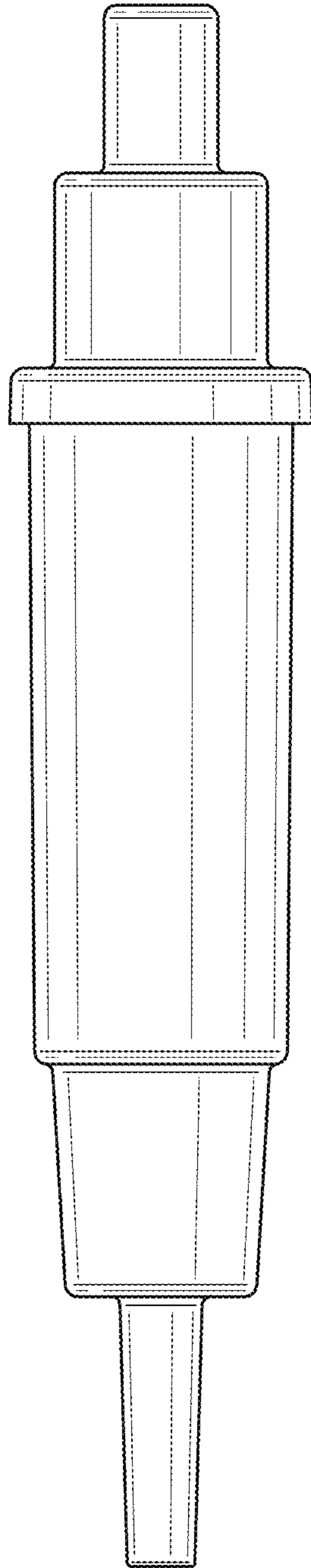


FIG. 4