



US00D816818S

(12) **United States Design Patent**  
**Lieb et al.**

(10) **Patent No.:** **US D816,818 S**  
(45) **Date of Patent:** **\*\* May 1, 2018**

(54) **SHOWER DOOR AND PANEL**

(71) Applicant: **Bath Authority LLC**, Warminster, PA (US)

(72) Inventors: **Brian Lieb**, Philadelphia, PA (US);  
**Valery Shtraks**, Feasterville, PA (US);  
**Vadym Mironchuk**, Philadelphia, PA (US);  
**Michael Minkovich**, Richboro, PA (US)

(73) Assignee: **BATH AUTHORITY LLC**, Warminster, PA (US)

(\*\*) Term: **15 Years**

(21) Appl. No.: **29/627,575**

(22) Filed: **Nov. 28, 2017**

(51) **LOC (11) Cl.** ..... **23-02**

(52) **U.S. Cl.**  
USPC ..... **D23/305; D25/103**

(58) **Field of Classification Search**  
USPC ..... D23/275, 283, 303-305; D25/48.3, 103,  
D25/106, 109-110  
See application file for complete search history.

(56) **References Cited**

**U.S. PATENT DOCUMENTS**

3,180,780 A \* 4/1965 Ritter ..... E04B 2/90  
428/180  
D337,834 S \* 7/1993 Kearns ..... D25/138

D405,547 S \* 2/1999 Dobija ..... D25/138  
D444,866 S \* 7/2001 Paredes ..... D23/305  
D495,063 S \* 8/2004 Barnard ..... D25/103  
D582,566 S \* 12/2008 Colston ..... D25/48.3  
D586,475 S \* 2/2009 Maher ..... D25/48.3  
D779,682 S \* 2/2017 Walsh ..... D25/103

**OTHER PUBLICATIONS**

Photo on p. 1 of Prance (R) double door: [https://www.alibaba.com/product-detail/Modern-house-aluminium-glass-door-grill\\_60517615516.html](https://www.alibaba.com/product-detail/Modern-house-aluminium-glass-door-grill_60517615516.html)[Jan. 23, 2018 12:49:39 PM] Jan. 18, 2018 (Year: 2018).\*

\* cited by examiner

*Primary Examiner* — Robert A Delehanty

(74) *Attorney, Agent, or Firm* — Fox Rothschild LLP

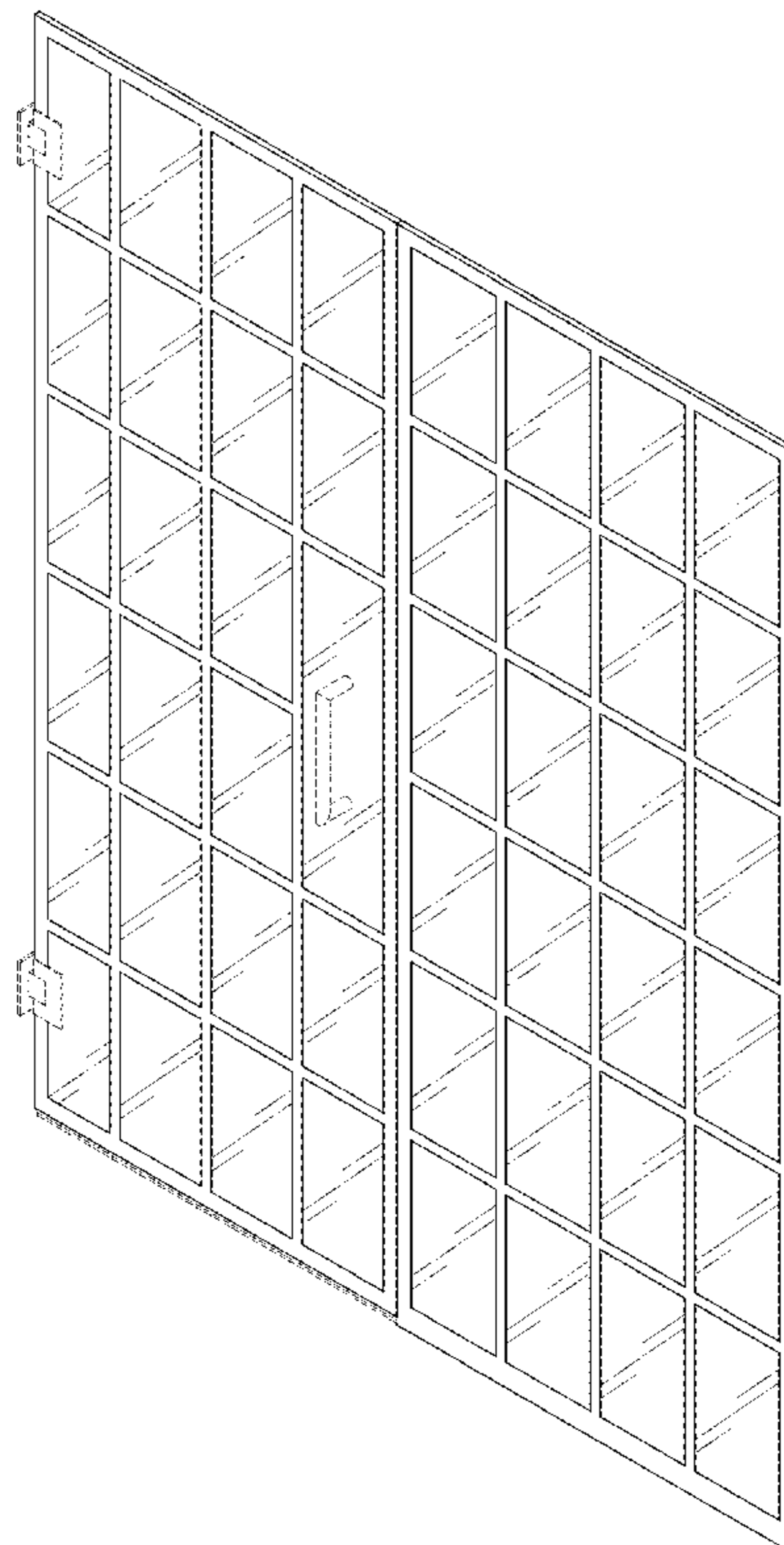
(57) **CLAIM**

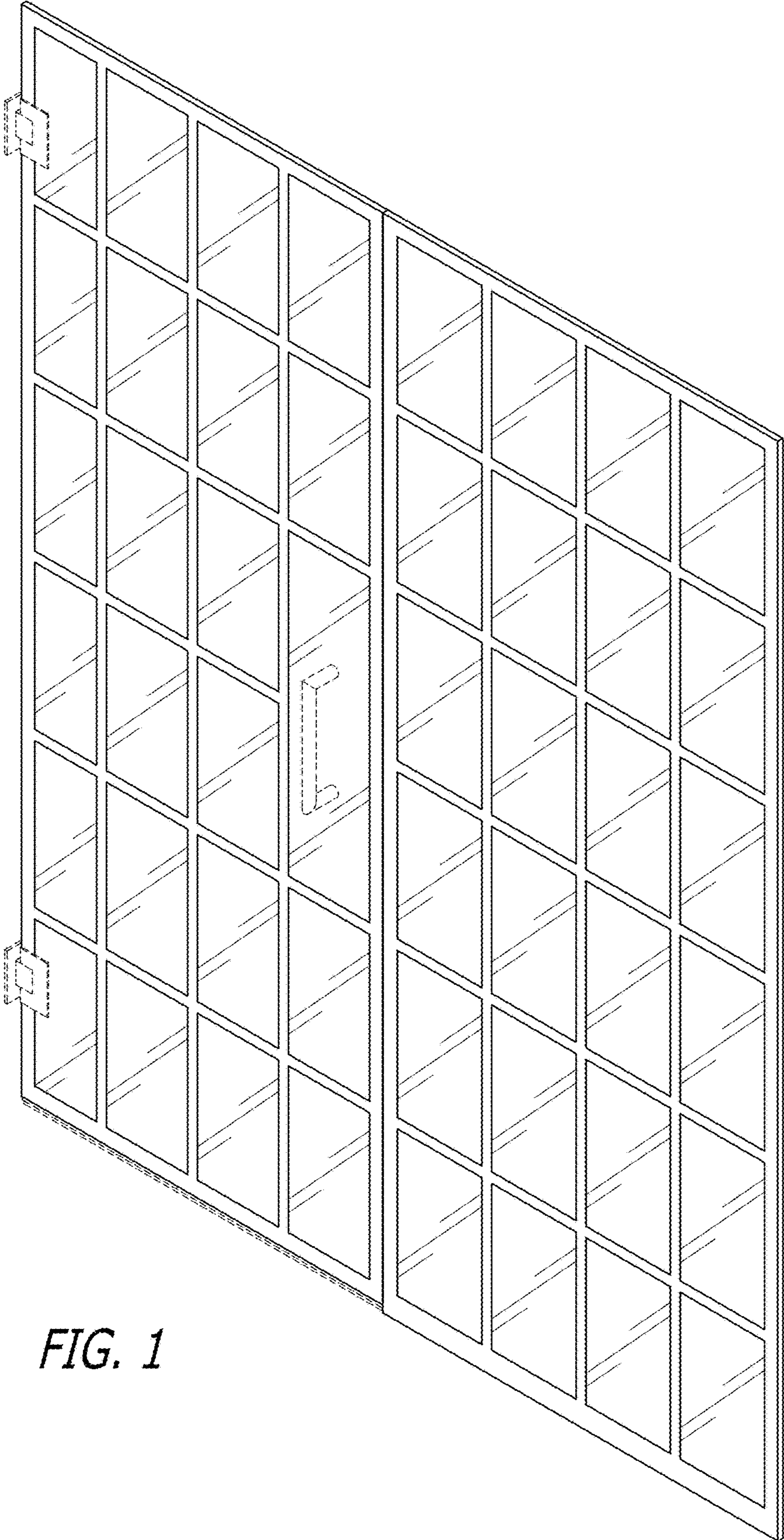
The ornamental design for a shower door and panel, as shown and described.

**DESCRIPTION**

FIG. 1 is a perspective view of the shower door and panel showing our new design;  
FIG. 2 is a front elevation view thereof;  
FIG. 3 is a rear elevation view thereof;  
FIG. 4 is a left-side elevation view thereof;  
FIG. 5 is a right-side elevation view thereof;  
FIG. 6 is a top plan view thereof; and,  
FIG. 7 is a bottom plan view thereof.  
In the drawings, the broken lines shown in FIGS. 1-7 indicate portions of the article not claimed and form no part of the claimed design.

**1 Claim, 5 Drawing Sheets**





*FIG. 1*






FIG. 2




FIG. 3

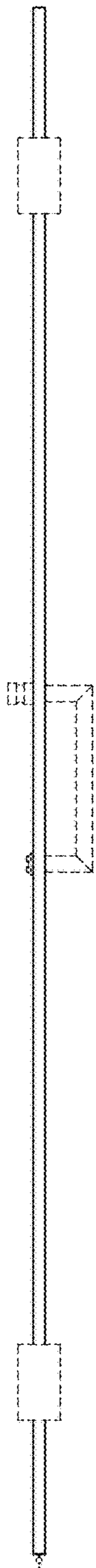


FIG. 4


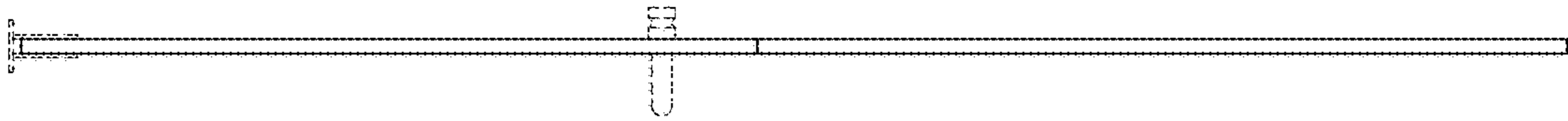



FIG. 5



*FIG. 6*



*FIG. 7*