



US00D816817S

(12) **United States Design Patent**  
**Lieb et al.**

(10) **Patent No.:** **US D816,817 S**

(45) **Date of Patent:** **\*\* May 1, 2018**

(54) **HINGED WALL PROFILE DOOR**

(71) Applicant: **Bath Authority LLC**, Warminster, PA (US)

(72) Inventors: **Brian Lieb**, Philadelphia, PA (US);  
**Vadym Mironchuk**, Southampton, PA (US); **Michael Minkovich**, Richboro, PA (US)

(73) Assignee: **BATH AUTHORITY LLC**, Warminster, PA (US)

(\*\*) Term: **15 Years**

(21) Appl. No.: **29/606,050**

(22) Filed: **Jun. 1, 2017**

(51) **LOC (11) Cl.** ..... **23-02**

(52) **U.S. Cl.**  
USPC ..... **D23/305**

(58) **Field of Classification Search**  
USPC ..... D23/275, 283, 303, 305; D8/307–308,  
D8/310; D25/103, 48.3  
CPC ..... E05D 15/54; E05D 1/06; A47K 3/36  
See application file for complete search history.

(56) **References Cited**

U.S. PATENT DOCUMENTS

D263,778 S \* 4/1982 Thompson ..... D8/307  
4,375,736 A \* 3/1983 Teckchandani ..... A47K 3/36  
49/388

D378,616 S \* 3/1997 Marinoni ..... D25/48.3  
5,867,869 A \* 2/1999 Garrett ..... A47K 3/36  
16/252  
D792,566 S \* 7/2017 Wei ..... D23/305  
9,845,627 B2 \* 12/2017 Loggen ..... E05D 15/54

\* cited by examiner

*Primary Examiner* — Robert A Delehanty

(74) *Attorney, Agent, or Firm* — Fox Rothschild LLP

(57) **CLAIM**

The ornamental design for a hinged wall profile door, as shown and described.

**DESCRIPTION**

FIG. 1 is a front perspective view of the hinged wall profile door showing our new design;

FIG. 2 is a front elevation view of the hinged wall profile door of FIG. 1;

FIG. 3 is a rear elevation view of the hinged wall profile door of FIG. 1;

FIG. 4 is a left side elevation view of the hinged wall profile door of FIG. 1;

FIG. 5 is a right side elevation view of the hinged wall profile door of FIG. 1;

FIG. 6 is a top plan view of the hinged wall profile door of FIG. 1; and,

FIG. 7 is a bottom plan view of the hinged wall profile door of FIG. 1.

The dashed broken lines in FIG. 3 define the bounds of the claimed design and form no part thereof.

**1 Claim, 5 Drawing Sheets**

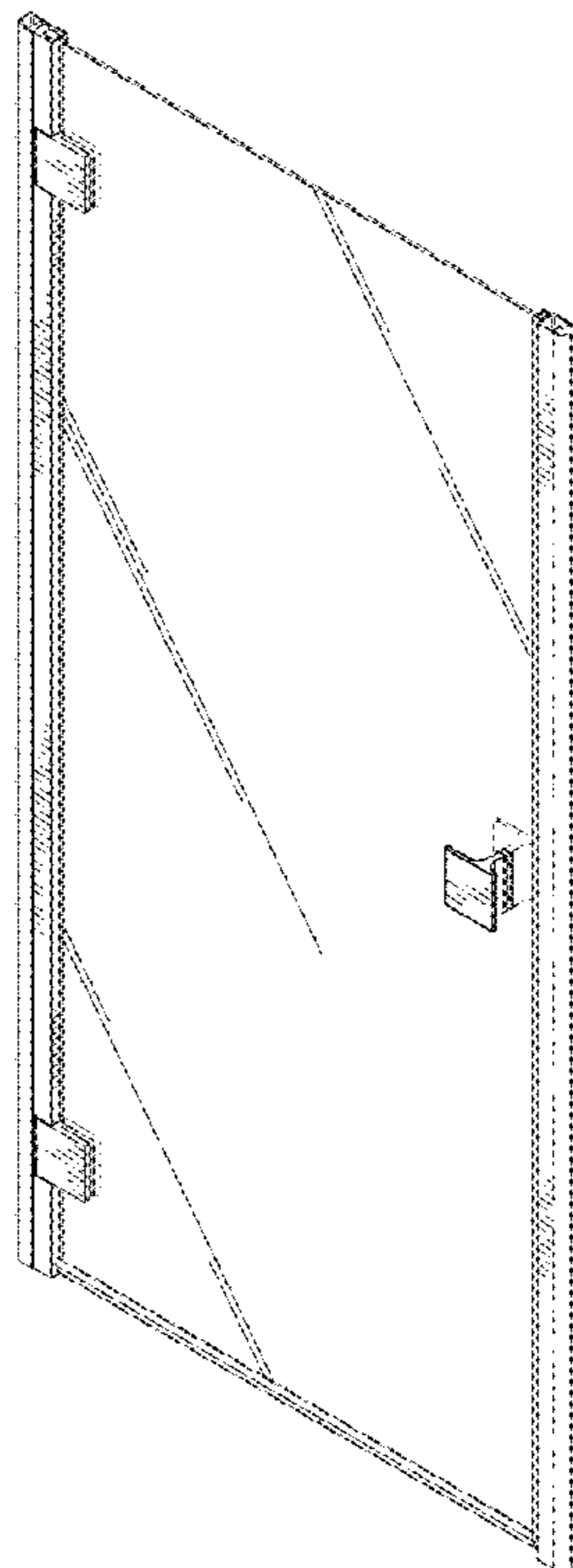


FIG. 1

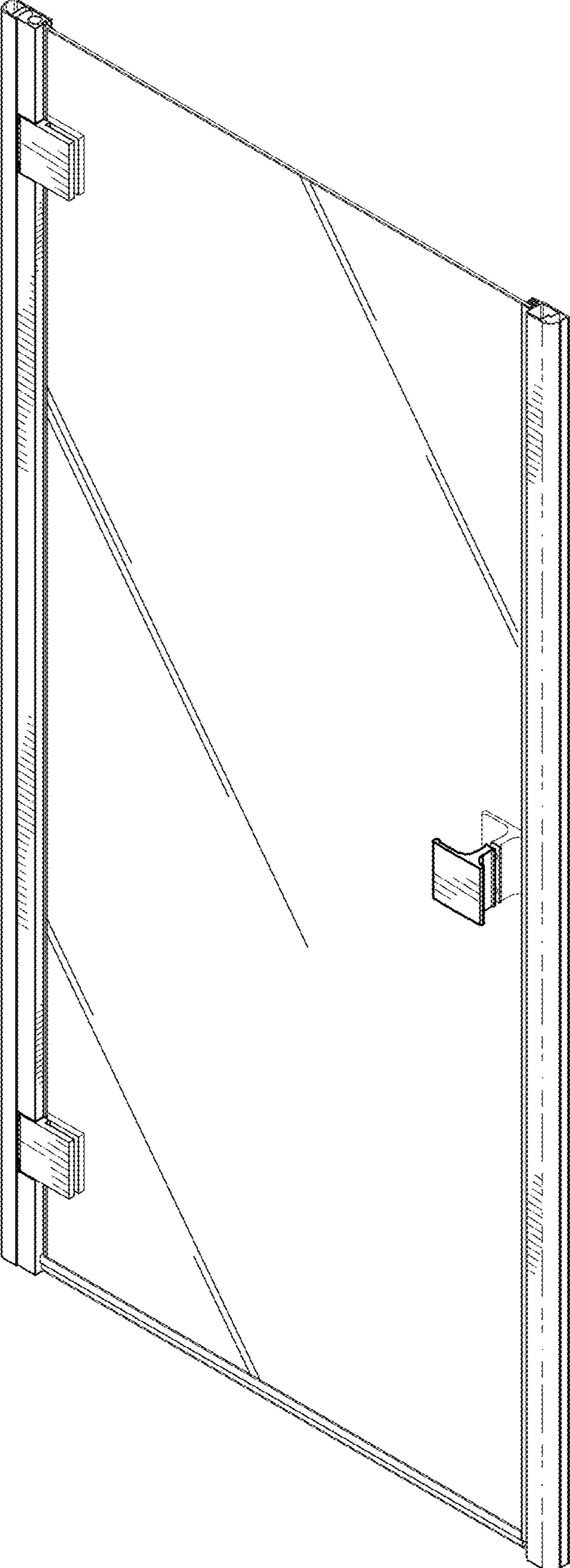
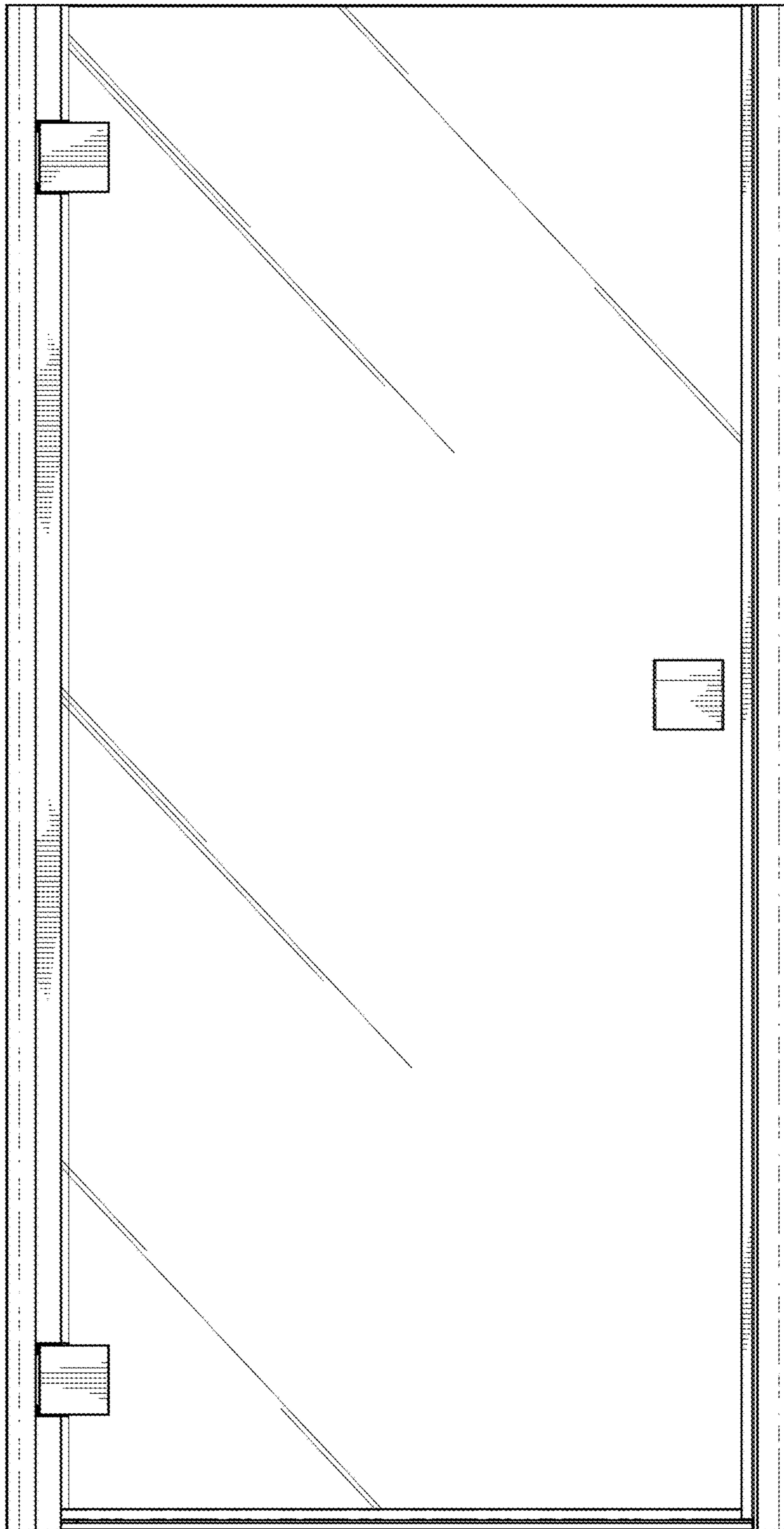


FIG. 2



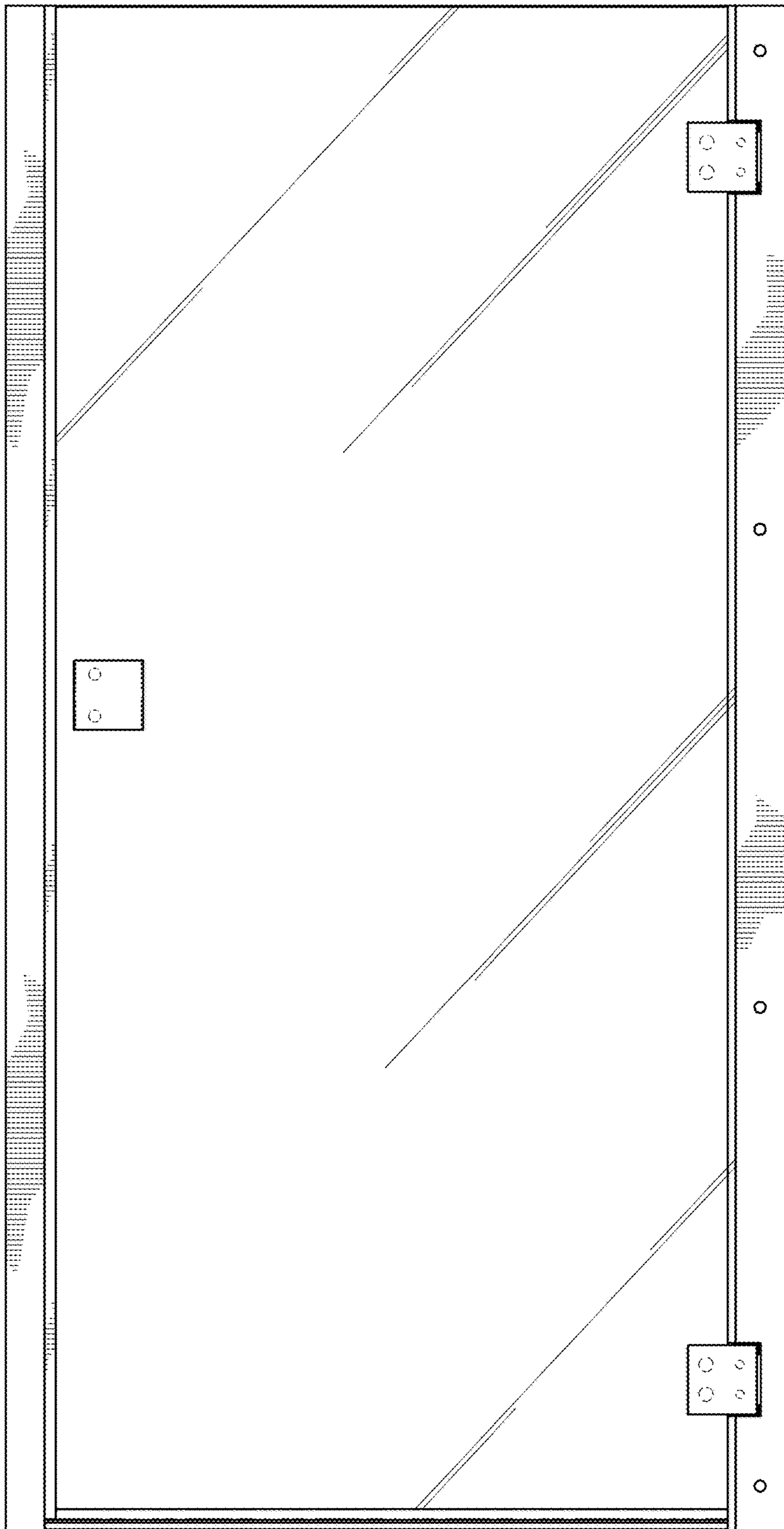
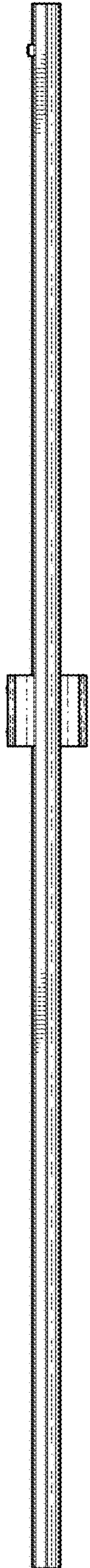


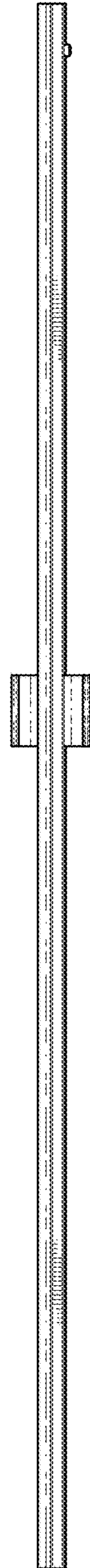
FIG. 3

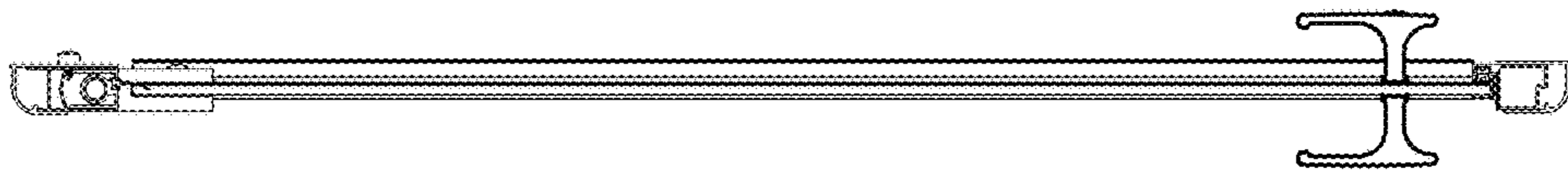


*FIG. 4*

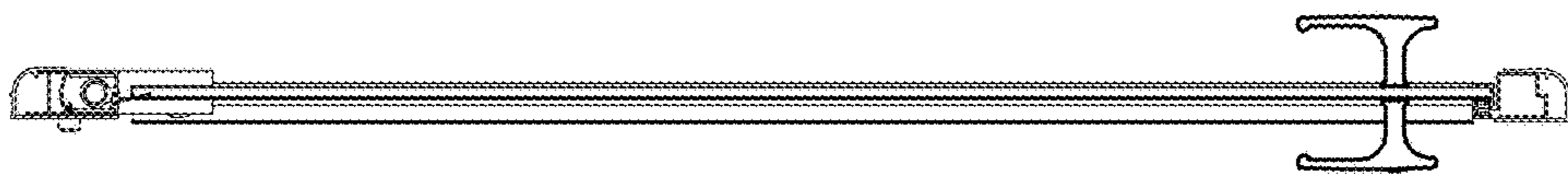


*FIG. 5*





*FIG. 6*



*FIG. 7*