



US00D816815S

(12) **United States Design Patent** (10) **Patent No.:** **US D816,815 S**  
**Lieb et al.** (45) **Date of Patent:** **\*\* May 1, 2018**

(54) **GLASS SHOWER PANEL OF SHOWER ENCLOSURE**

*Primary Examiner* — Robert A Delehanty  
(74) *Attorney, Agent, or Firm* — Fox Rothschild LLP

(71) Applicant: **Bath Authority LLC**, Warminster, PA (US)

(57) **CLAIM**  
The ornamental design for a glass shower panel of shower enclosure, as shown and described.

(72) Inventors: **Brian Lieb**, Philadelphia, PA (US); **Michael Minkovich**, Richboro, PA (US); **Vadym Mironchuk**, Southampton, PA (US); **Valery Shtraks**, Feasterville, PA (US); **Patrick Van Kirk**, Philadelphia, PA (US)

**DESCRIPTION**

(73) Assignee: **BATH AUTHORITY LLC**, Warminster, PA (US)

FIG. 1 is a perspective view of the glass shower panel of shower enclosure showing our new design;  
FIG. 2 is a front elevation view thereof;  
FIG. 3 is a rear elevation view thereof;  
FIG. 4 is a left-side elevation view thereof;  
FIG. 5 is a right-side elevation view thereof;  
FIG. 6 is a top plan view thereof;  
FIG. 7 is a bottom plan view thereof;  
FIG. 8 is a perspective view of another embodiment of the glass shower panel of shower enclosure of FIG. 1;  
FIG. 9 is a front elevation view thereof;  
FIG. 10 is a rear elevation view thereof;  
FIG. 11 is a left-side elevation view thereof;  
FIG. 12 is a right-side elevation view thereof;  
FIG. 13 is a top plan view thereof;  
FIG. 14 is a bottom plan view thereof;  
FIG. 15 is a perspective view of yet another embodiment of the glass shower panel of shower enclosure of FIG. 1;  
FIG. 16 is a top plan view thereof;  
FIG. 17 is a front elevation view thereof;  
FIG. 18 is a left-side elevation view thereof;  
FIG. 19 is a right-side elevation view thereof;  
FIG. 20 is a rear elevation view thereof;  
FIG. 21 is a bottom plan view thereof;  
FIG. 22 is a perspective view of still another embodiment of the glass shower panel of shower enclosure of FIG. 1;  
FIG. 23 is a top plan view thereof;  
FIG. 24 is a front elevation view thereof;  
FIG. 25 is a left-side elevation view thereof;  
FIG. 26 is a right-side elevation view thereof;  
FIG. 27 is a rear elevation view thereof; and,  
FIG. 28 is a bottom plan view thereof.

(\*\*) Term: **15 Years**

(21) Appl. No.: **29/601,945**

(22) Filed: **Apr. 27, 2017**

(51) **LOC (11) Cl.** ..... **23-02**

(52) **U.S. Cl.**  
USPC ..... **D23/305; D25/103**

(58) **Field of Classification Search**  
USPC ..... D23/275, 283, 303–305; D25/48.3, 103, D25/106, 109–110  
See application file for complete search history.

(56) **References Cited**

U.S. PATENT DOCUMENTS

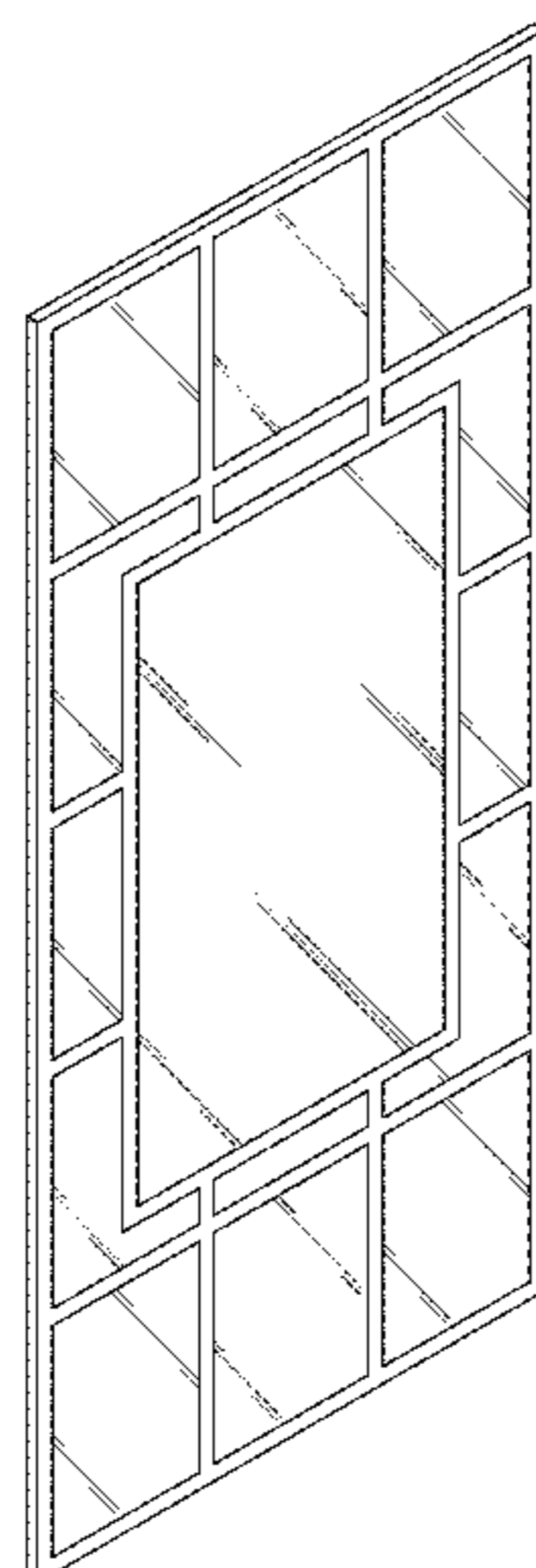
D260,438 S \* 8/1981 Martinelli ..... D25/105  
D535,759 S \* 1/2007 Kaspari ..... D25/103  
(Continued)

OTHER PUBLICATIONS

Victorian pattern, third row, fourth from left <https://tinyhousetravelers.wordpress.com/grille-patterns/> Jan. 23, 2018 (Year: 2018).\*

(Continued)

**1 Claim, 14 Drawing Sheets**



(56)

**References Cited**

U.S. PATENT DOCUMENTS


D664,676 S \* 7/2012 Walsh ..... D25/103  
D779,682 S \* 2/2017 Walsh ..... D25/103

OTHER PUBLICATIONS


Chinese Window Design Patterns, top row, second from left pattern  
<http://www.patternskid.com/chinese-window-design>  
8EK5UzDHxp\*Htoi9zq3MJ7WMmadiH\*IV30FUgP2RFDQ/ Jan.  
23, 2018 (Year: 2018).\*

\* cited by examiner


*FIG. 1*



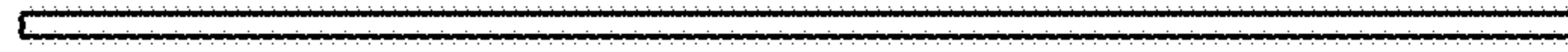

*FIG. 2*




*FIG. 3*



*FIG. 4*    *FIG. 5*




*FIG. 6*




*FIG. 7*

*FIG. 8*

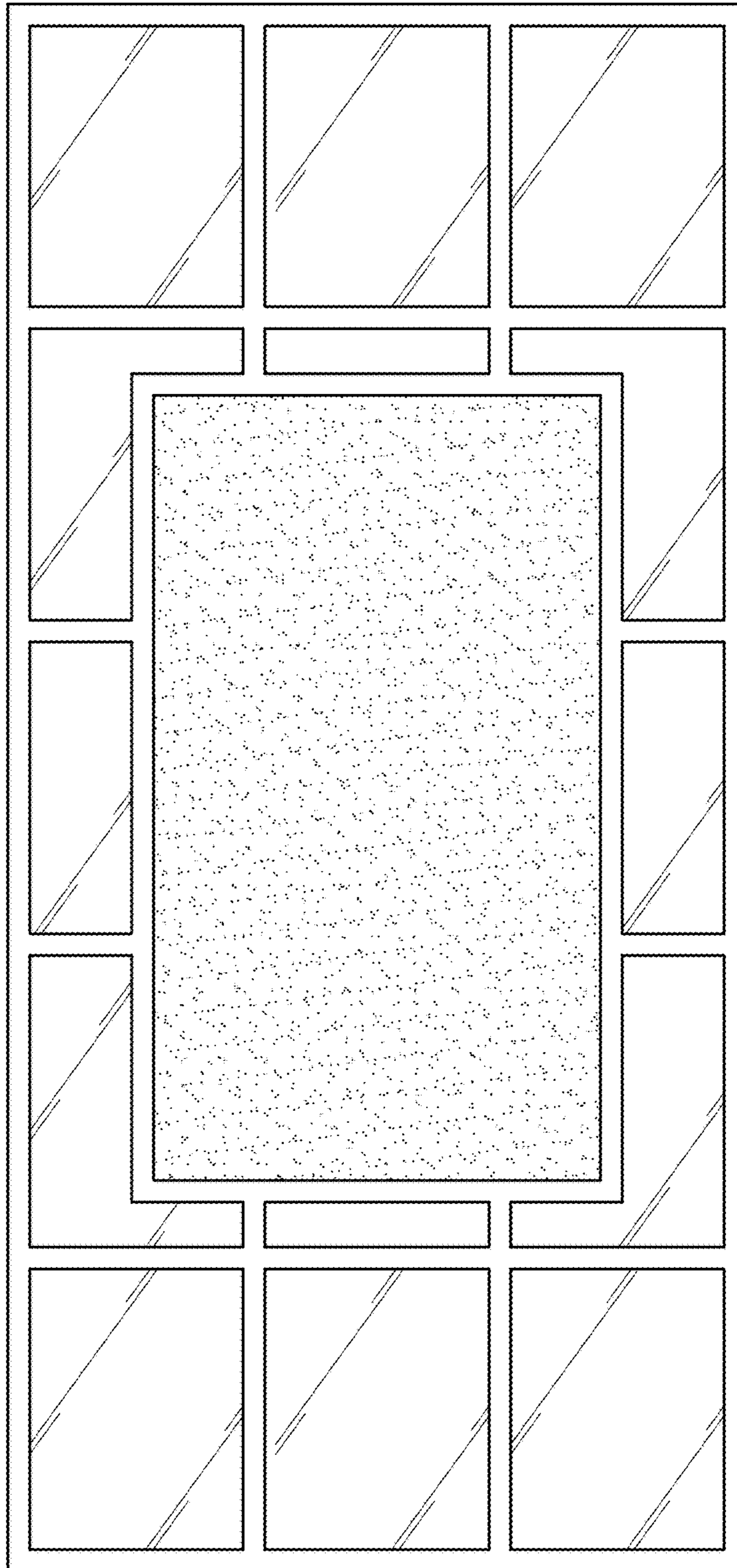


*FIG. 9*








*FIG. 10*



*FIG. 11* *FIG. 12*



*FIG. 13*



*FIG. 14*

*FIG. 15*

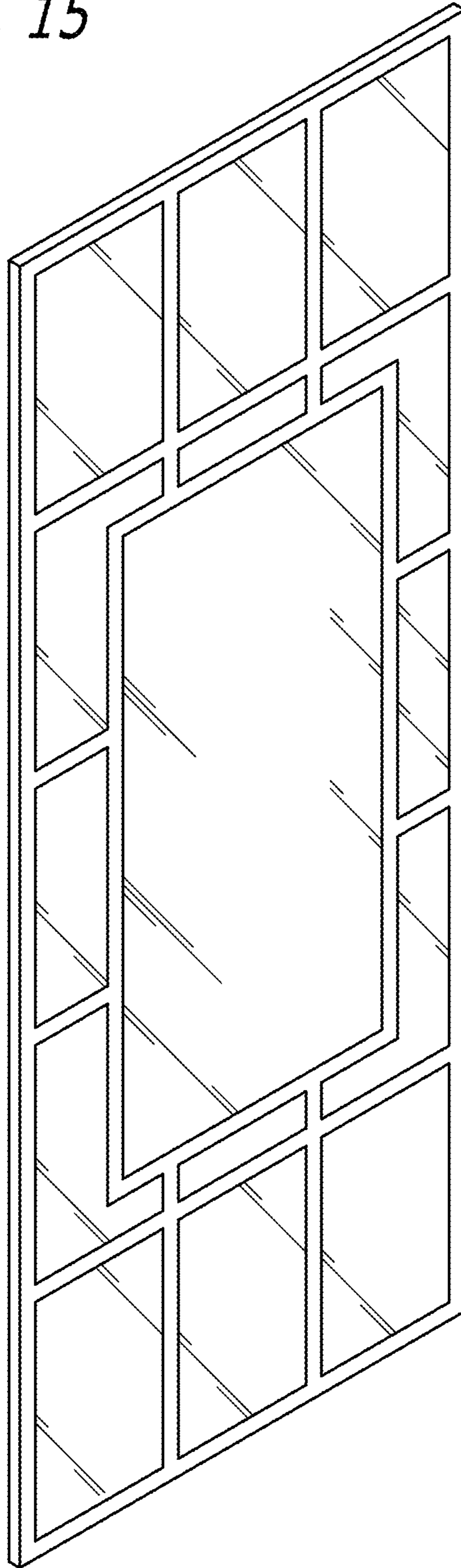


FIG. 16

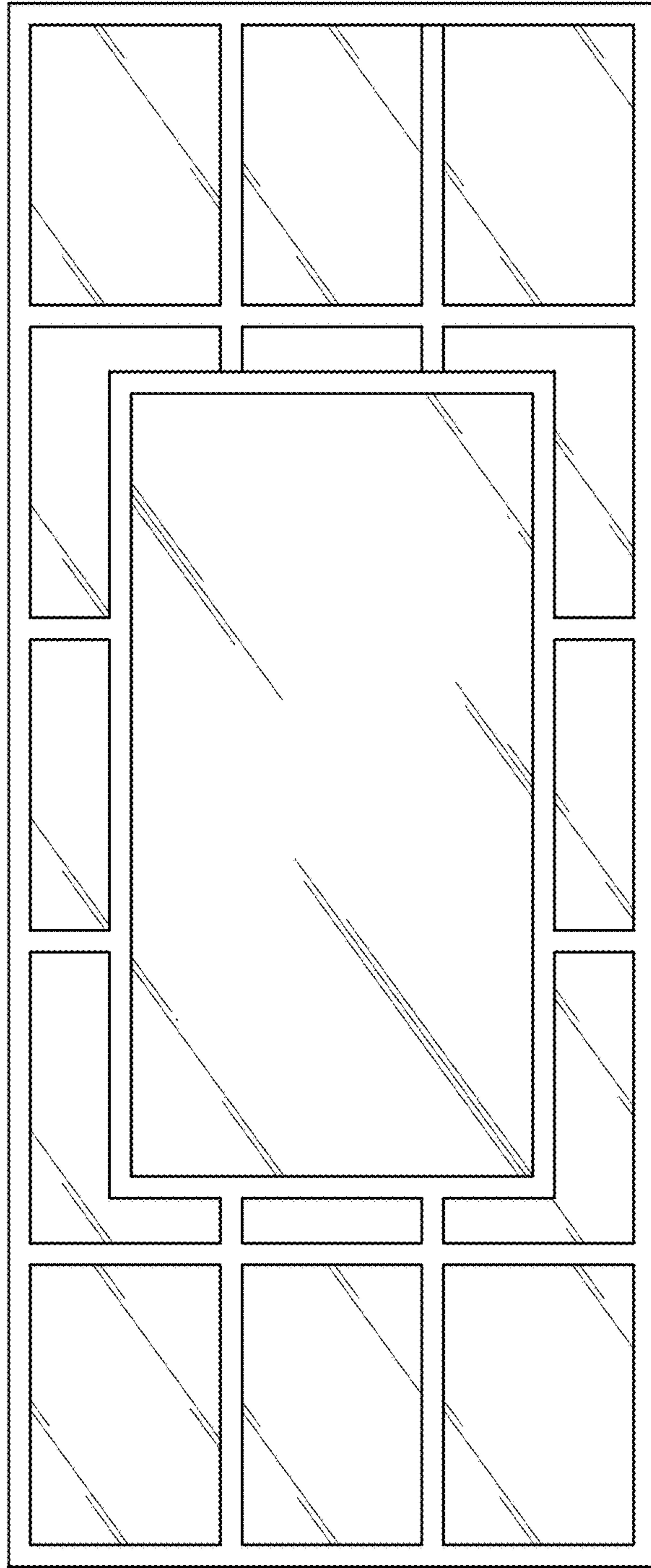



FIG. 17




FIG. 18

*FIG. 19*



*FIG. 20*



*FIG. 21*

*FIG. 22*

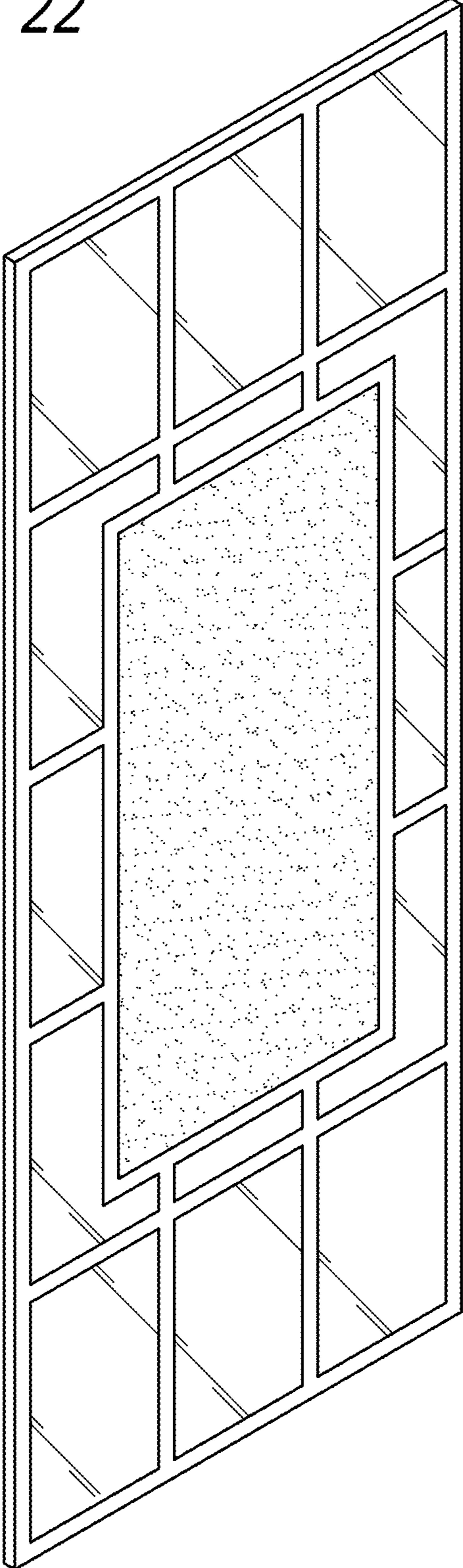


FIG. 23

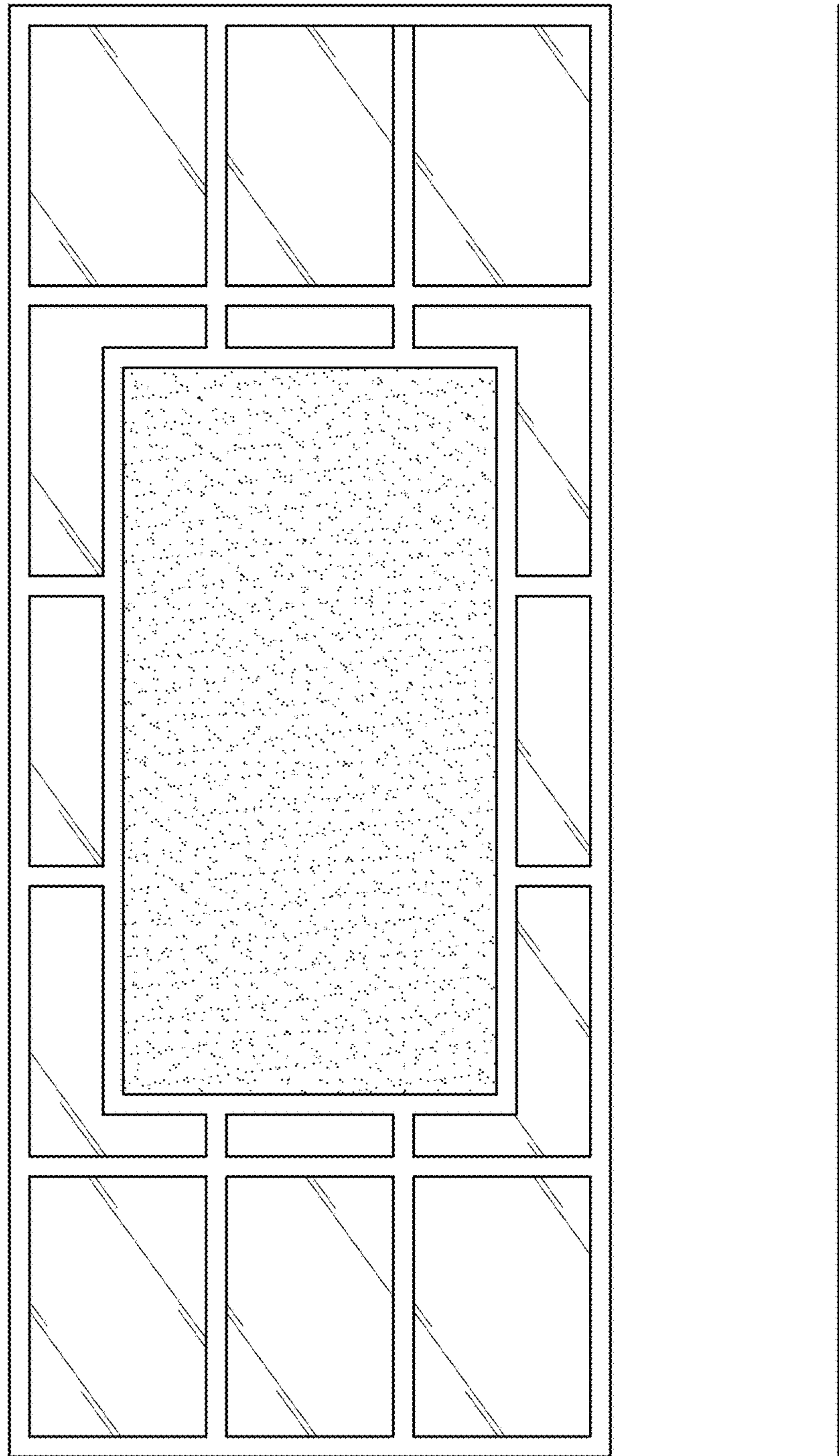


FIG. 24

FIG. 25

FIG. 26

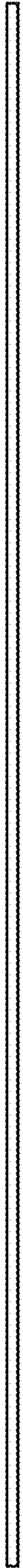


FIG. 27





FIG. 28