



US00D816789S

(12) **United States Design Patent**
Reich

(10) **Patent No.:** **US D816,789 S**

(45) **Date of Patent:** **** May 1, 2018**

(54) **COMBINED GOLF DIVOT TOOL AND BALL MARKER**

(71) Applicant: **Gary Thomas Reich**, Traverse City, MI (US)

(72) Inventor: **Gary Thomas Reich**, Traverse City, MI (US)

(**) Term: **15 Years**

(21) Appl. No.: **29/585,458**

(22) Filed: **Nov. 23, 2016**

(51) **LOC (11) Cl.** **21-02**

(52) **U.S. Cl.**
USPC **D21/793**

(58) **Field of Classification Search**
USPC D21/789, 793, 794
CPC A63B 57/50; A63B 57/00; A63B 57/12;
A63B 57/16; A63B 57/20; A63B 57/30;
A63B 57/35

See application file for complete search history.

(56) **References Cited**

U.S. PATENT DOCUMENTS

D253,420 S * 11/1979 Heerlien D10/64
D352,758 S * 11/1994 Tate D21/793

D360,450 S * 7/1995 Louden D21/793
D389,889 S * 1/1998 Cullen, III D21/793
D406,297 S * 3/1999 Fazekas D21/793
D442,249 S * 5/2001 Fazekas D21/793
D456,869 S * 5/2002 Carroll, Jr. D21/793
D571,428 S * 6/2008 Williams D21/793
D606,149 S * 12/2009 Regalado D21/793
D633,161 S * 2/2011 Ringl D21/793
D633,587 S * 3/2011 Ringl D21/793
D633,973 S * 3/2011 Ringl D21/793
D645,107 S * 9/2011 Schaufele D21/793
D645,108 S * 9/2011 Schaufele D21/793

* cited by examiner

Primary Examiner — Mitchell I. Siegel

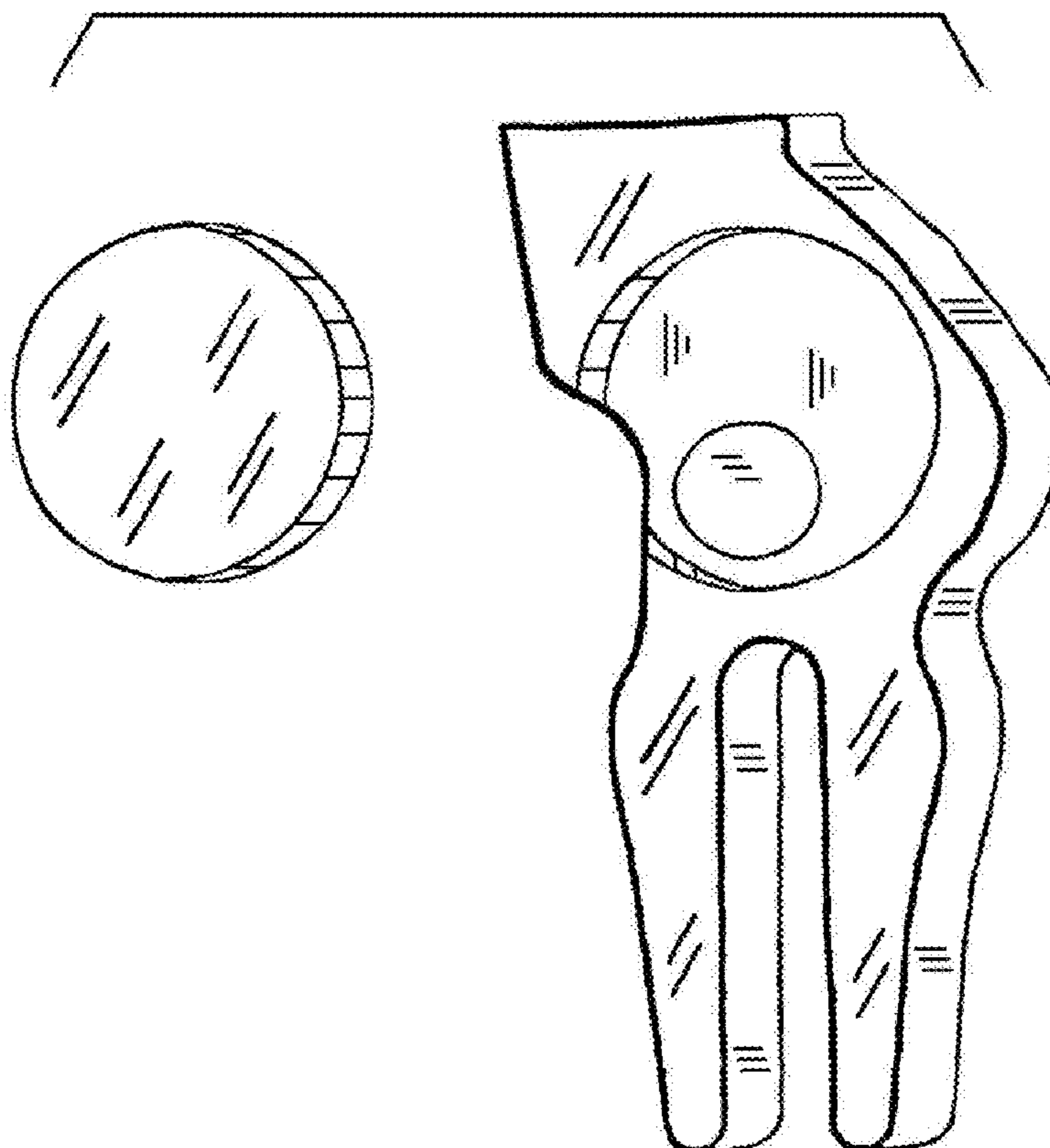
(57) **CLAIM**

The ornamental design for a combined golf divot tool and ball marker, as shown and described.

DESCRIPTION

FIG. 1 is a front elevational view of the combined golf divot tool and ball marker showing my new design;
FIG. 2 is a front elevational view with the ball marker removed;
FIG. 3 is an exploded perspective view.
FIG. 4 is a side elevational view of FIG. 1; and,
FIG. 5 is a rear elevational view of FIG. 1.

1 Claim, 5 Drawing Sheets






FIG. 1

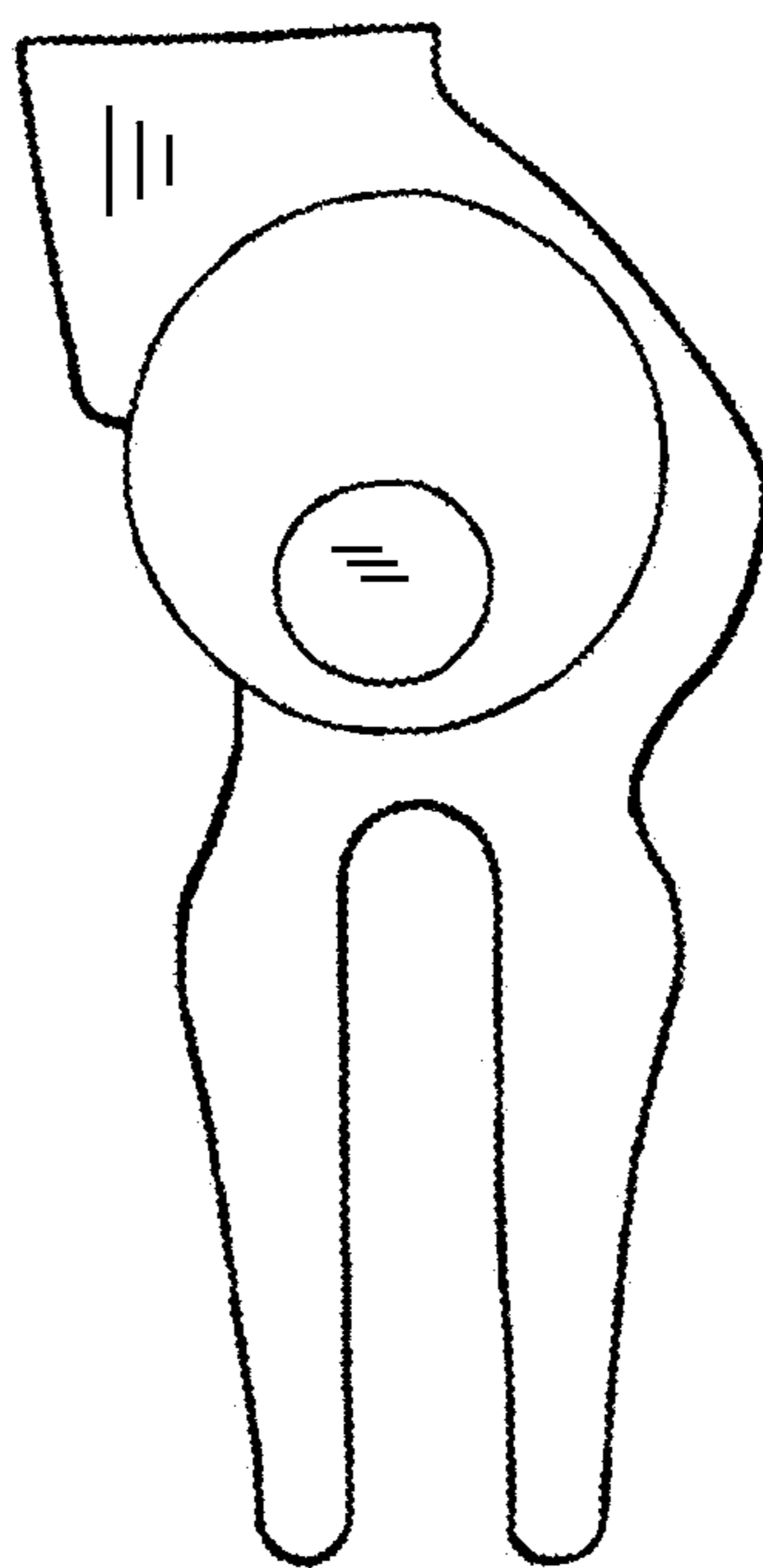


FIG. 2

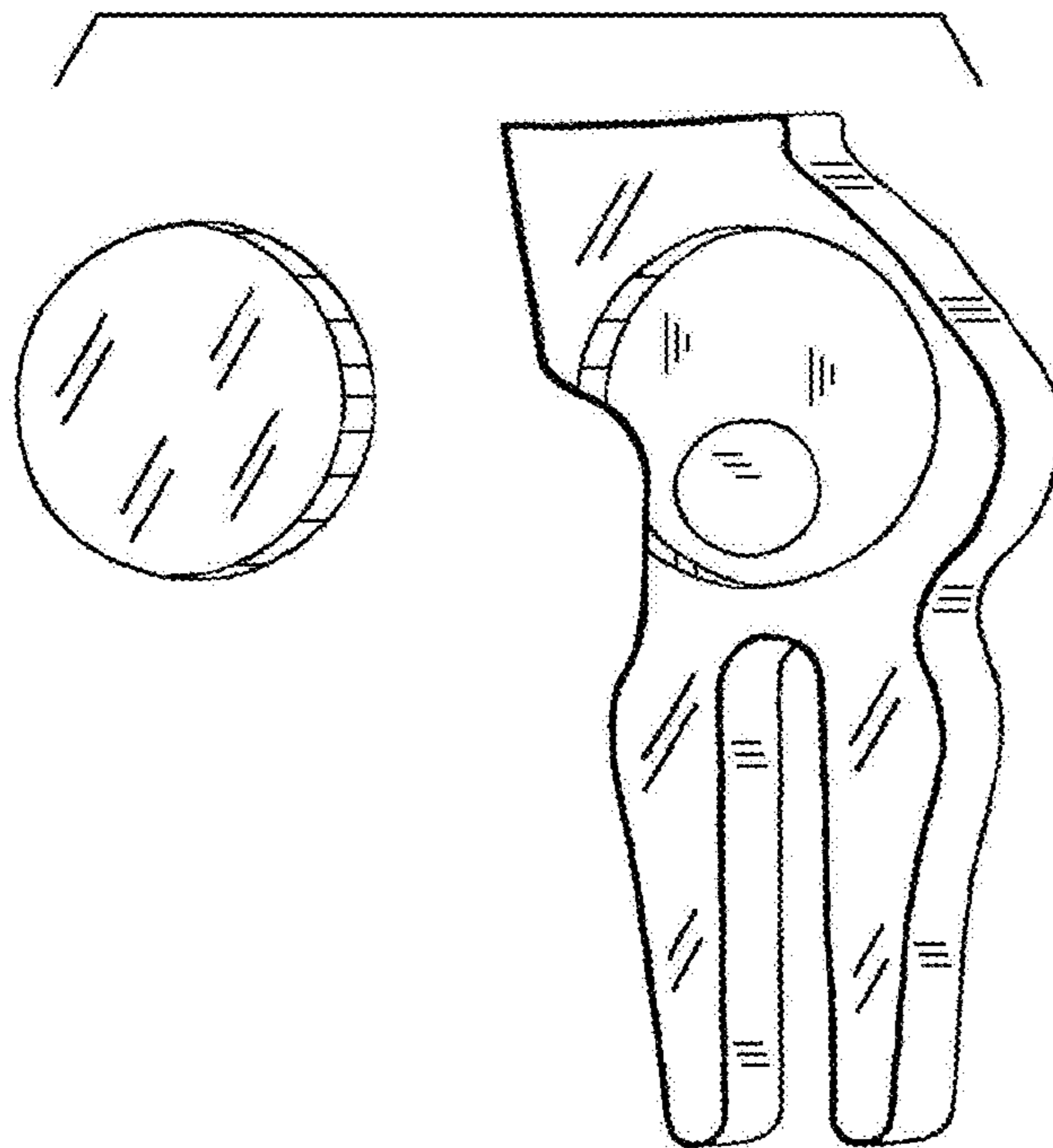


FIG. 3



FIG. 4

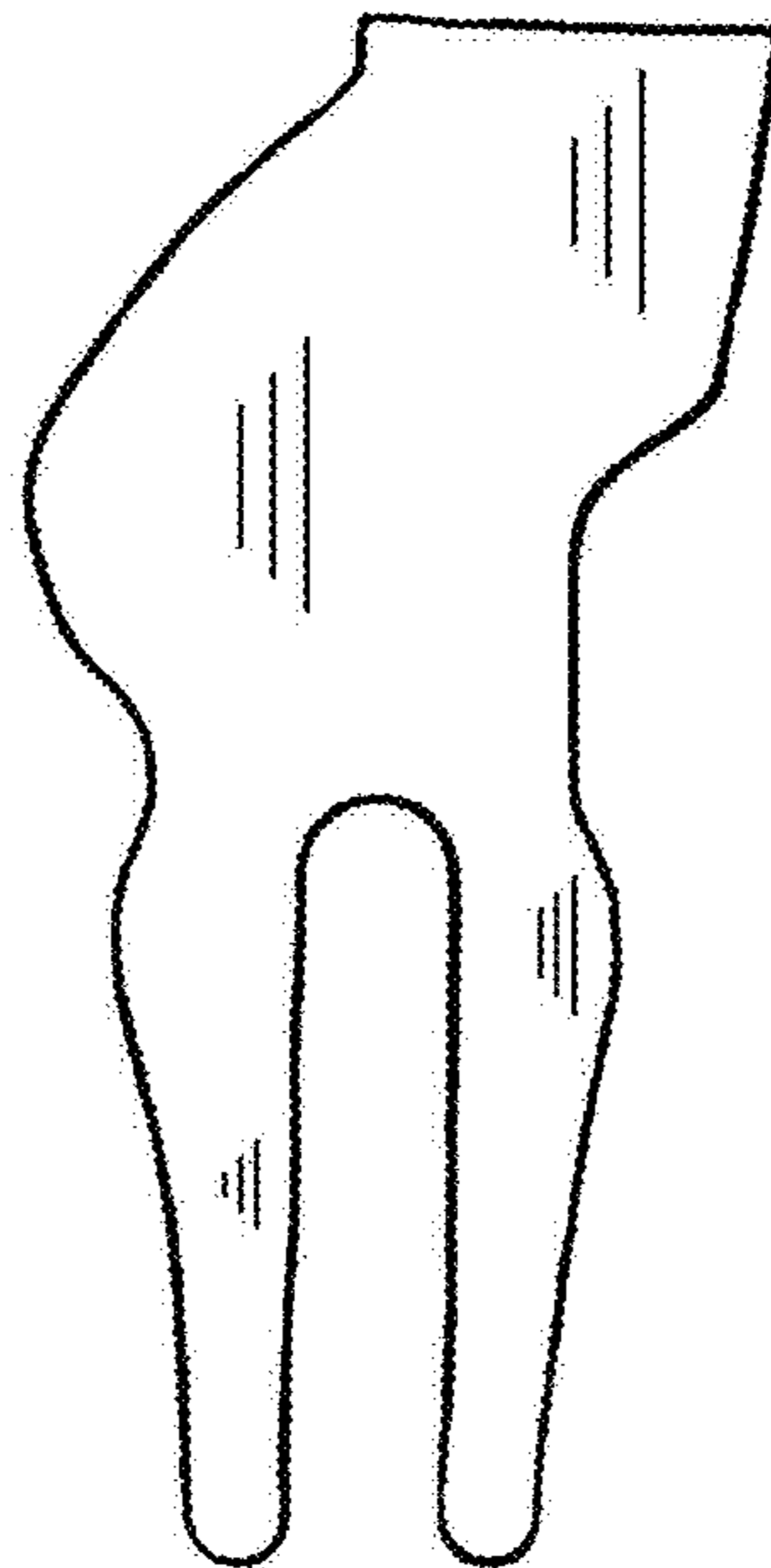


FIG. 5