



US00D816785S

(12) **United States Design Patent** (10) **Patent No.:** **US D816,785 S**  
**Smith, Jr.** (45) **Date of Patent:** **\*\* May 1, 2018**

(54) **MULTI-PURPOSE EXERCISE STRAP**

(71) Applicant: **Alfred Sidney Smith, Jr.**, Sammamish, WA (US)

(72) Inventor: **Alfred Sidney Smith, Jr.**, Sammamish, WA (US)

(\*\*) Term: **15 Years**

(21) Appl. No.: **29/586,555**

(22) Filed: **Dec. 5, 2016**

(51) **LOC (11) Cl.** ..... **21-02**

(52) **U.S. Cl.**  
USPC ..... **D21/694**

(58) **Field of Classification Search**  
USPC ..... 482/121, 122, 123, 124, 125, 126, 127, 482/128, 131, 148, 139; D2/624, 626, D2/627, 629, 640, 701, 703; D21/662, D21/683-685, 692, 694; D8/355, 356, D8/359; 24/68 R, 114, 5, 31 R  
CPC ..... A63B 21/4035; A63B 2220/51; A45F 2005/006; B62B 5/068; A41B 9/12; A41C 3/0035  
See application file for complete search history.

(56) **References Cited**

**U.S. PATENT DOCUMENTS**

D346,632 S *	5/1994	Castellanos	.....	D21/692
5,518,486 A *	5/1996	Sheeler	.....	A63B 21/0004
				482/139
6,605,022 B2 *	8/2003	Webber	.....	A63B 21/4035
				482/121
D489,422 S *	5/2004	Feder	.....	D21/694
D636,036 S *	4/2011	Rios	.....	D21/662
D654,124 S *	2/2012	Davis	.....	D21/662
D657,008 S *	4/2012	Markovic	.....	D21/662
D678,434 S *	3/2013	Hughes	.....	D21/662
D698,877 S *	2/2014	Calvin	.....	D21/692

D794,728 S *	8/2017	Thomson	.....	D21/694
2003/0216220 A1 *	11/2003	Rota	.....	A63B 1/00
				482/121
2005/0170937 A1 *	8/2005	van Straaten	.....	A63B 21/0552
				482/124
2006/0264302 A1 *	11/2006	Sjodin	.....	A63B 21/068
				482/121
2007/0173383 A1 *	7/2007	Feigenbaum	.....	A63B 21/1663
				482/121
2010/0048366 A1 *	2/2010	Lebert	.....	A63B 21/0023
				482/126
2011/0166003 A1 *	7/2011	Brice	.....	A63B 21/00
				482/131
2012/0053027 A1 *	3/2012	Hetrick	.....	A63B 21/00185
				482/124
2012/0295776 A1 *	11/2012	Chen	.....	A63B 21/0442
				482/121

(Continued)

*Primary Examiner* — Cynthia Ramirez  
*Assistant Examiner* — Michael A Maharajh  
(74) *Attorney, Agent, or Firm* — Quickpatents, LLC;  
Kevin Prince

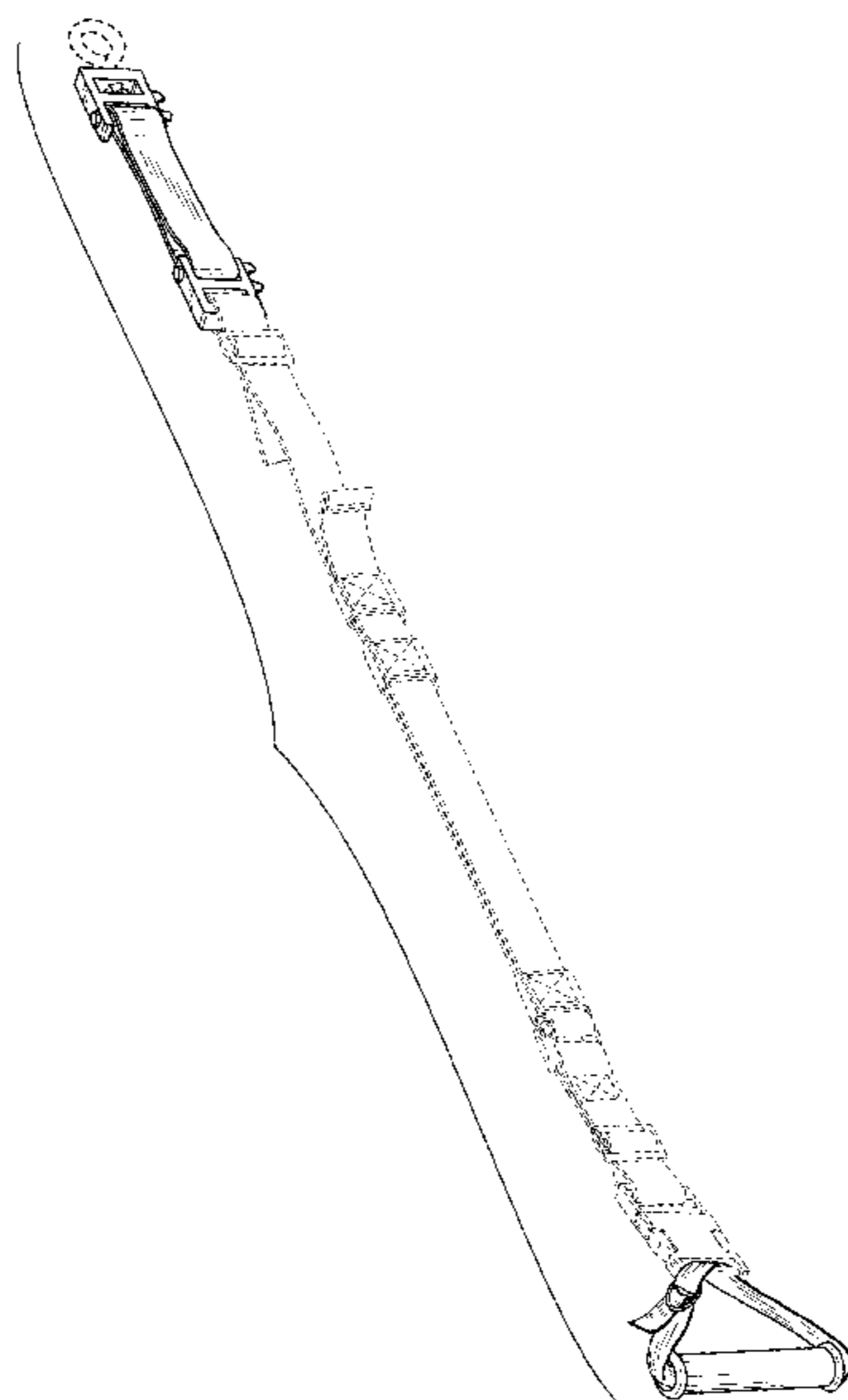
(57) **CLAIM**

The ornamental design for a multiple-purpose exercise strap, as shown and described.

**DESCRIPTION**

FIG. 1 is a perspective view of a multi-purpose exercise strap, showing my new design;  
FIG. 2 is a front elevational view thereof;  
FIG. 3 is a rear elevational view thereof;  
FIG. 4 is a left-side elevational view thereof;  
FIG. 5 is a right-side elevational view thereof;  
FIG. 6 is a top plan view thereof;  
FIG. 7 is a bottom plan view thereof; and,  
FIG. 8 is an exploded perspective view thereof.  
The broken lines in the figures depict portions of the exercise strap that form no part of the claimed design.

**1 Claim, 4 Drawing Sheets**



(56)

**References Cited**

U.S. PATENT DOCUMENTS

2014/0082891 A1\* 3/2014 Hetrick ..... A44B 11/2557  
482/139  
2014/0274569 A1\* 9/2014 Lewen ..... A63B 7/02  
482/121  
2015/0283420 A1\* 10/2015 Chang ..... A63B 21/0555  
482/121  
2015/0297940 A1\* 10/2015 Gavigan ..... A63B 21/1645  
482/139  
2015/0367159 A1\* 12/2015 Harris ..... A63B 21/0557  
482/122  
2017/0144020 A1\* 5/2017 Culp ..... A63B 23/1218

\* cited by examiner

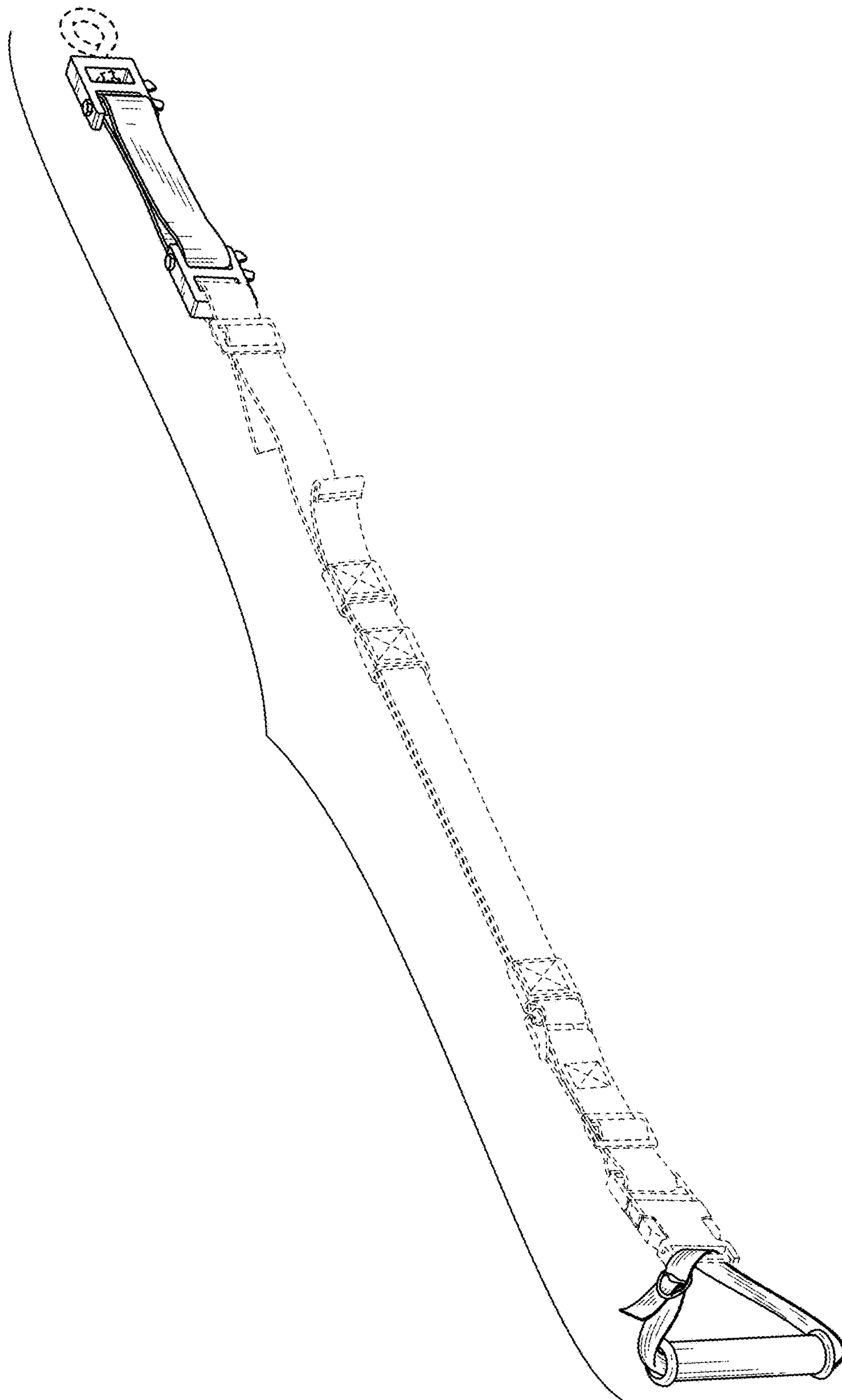


FIG. 1

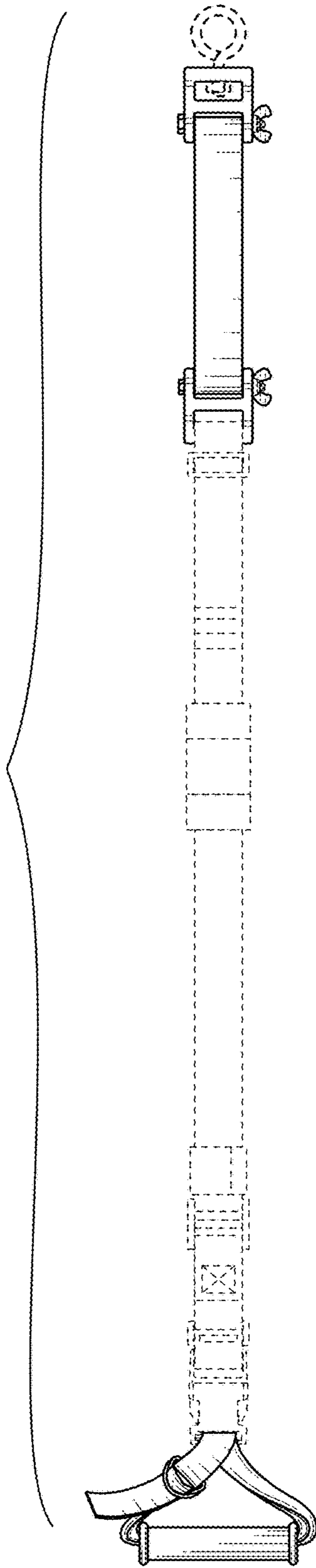


FIG. 2

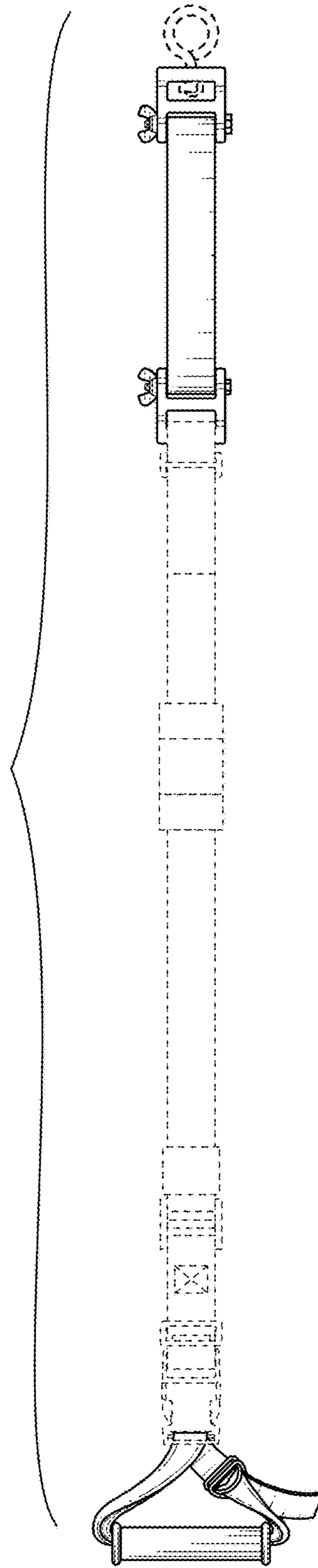


FIG. 3

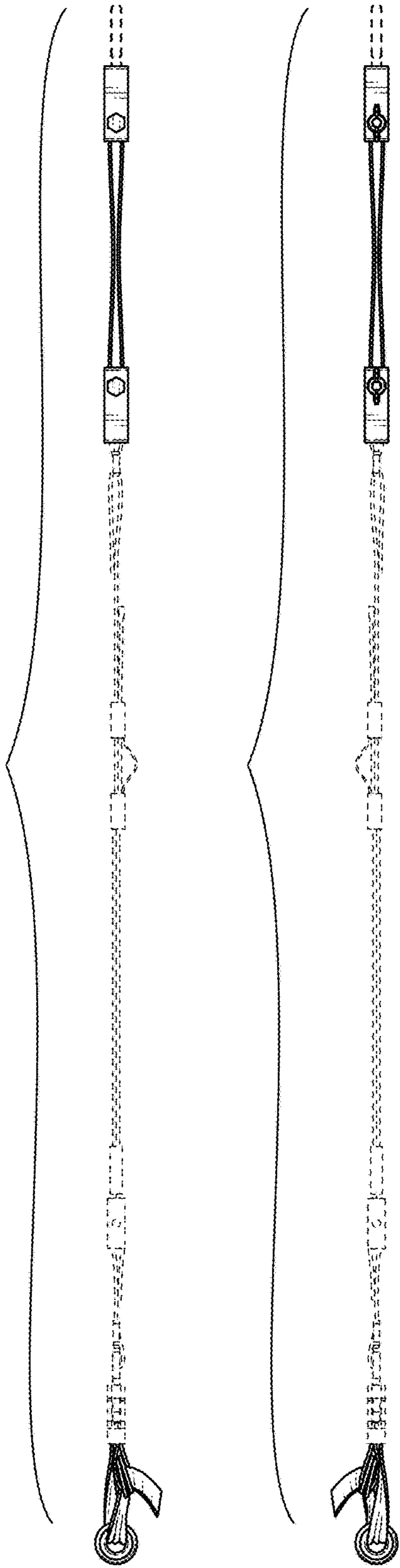


FIG. 4

FIG. 5

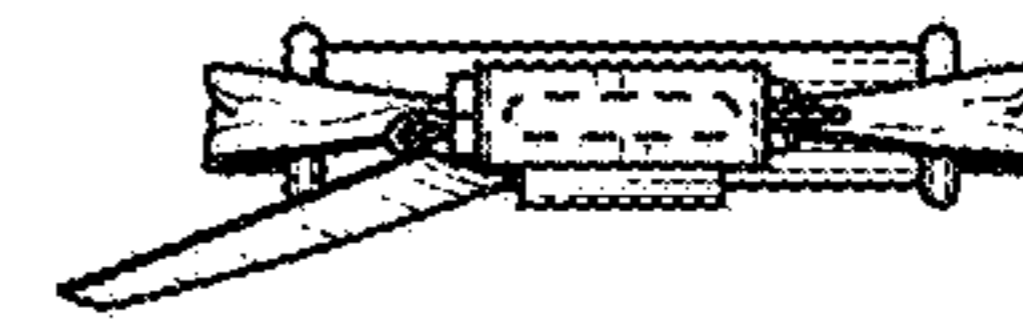


FIG. 6

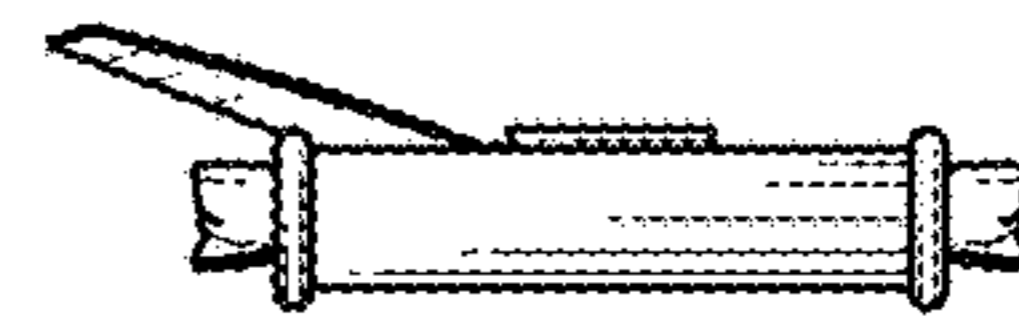


FIG. 7

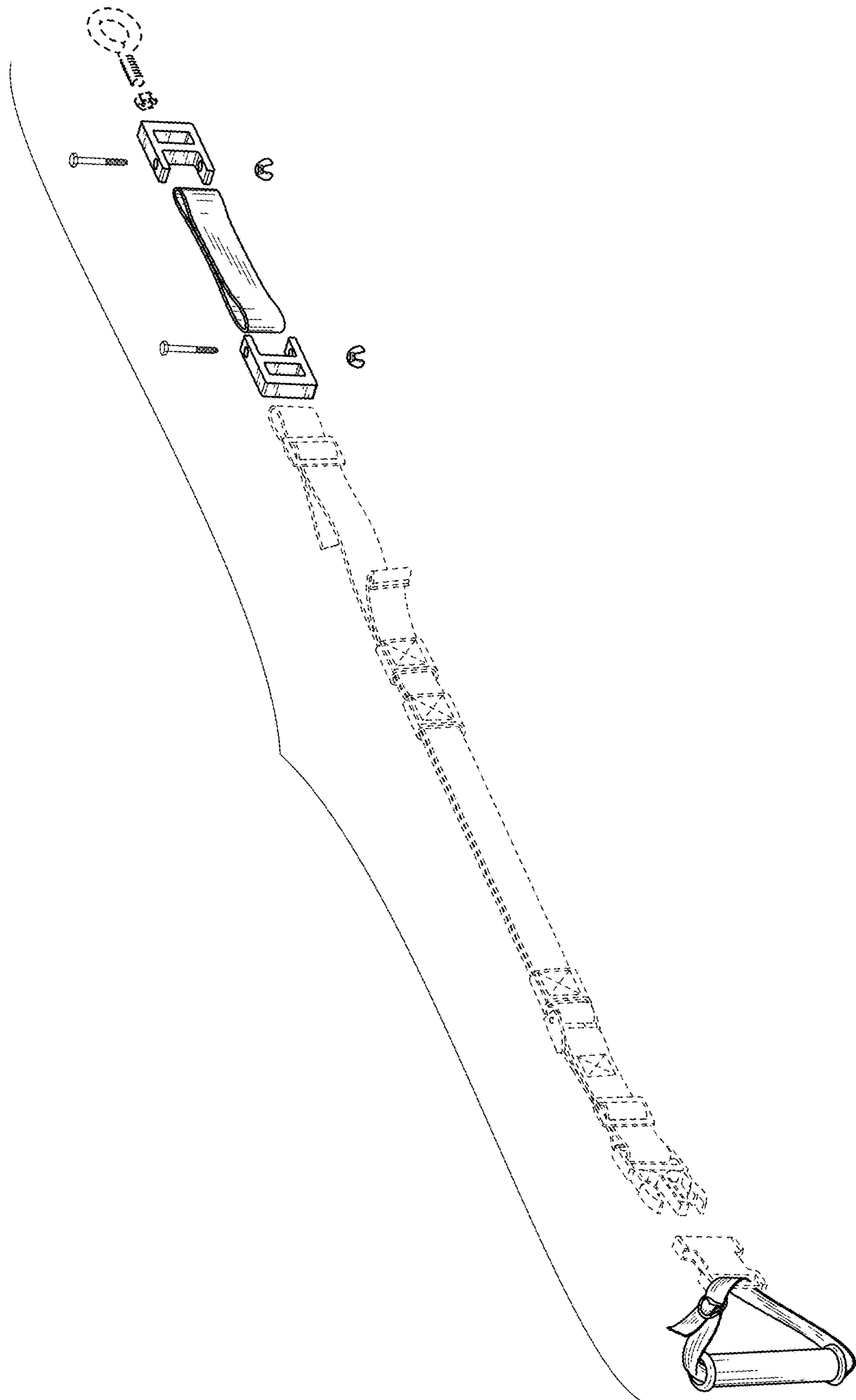


FIG. 8