



US00D816747S

(12) **United States Design Patent**  
**Panovs et al.**

(10) **Patent No.:** **US D816,747 S**  
(45) **Date of Patent:** **\*\* May 1, 2018**

- (54) **CUTTING TORCH**
- (71) Applicant: **Baltic Innovation Holding Ltd.,**  
Rezekne (LV)
- (72) Inventors: **Vladimirs Panovs, Riga (LV); Igors Urtans, Riga (LV); Ivans Jengasevs, Riga (LV); Aleksandr Vladimirovich Garbuz, Moscow (RU)**
- (73) Assignee: **Baltic Innovation Holding PRO, AS,**  
Riga (LV)

2,210,640 A \* 8/1940 Swafford ..... B23K 9/013  
219/69.15  
2,475,595 A \* 7/1949 Hunter ..... B23K 9/013  
219/70  
2,569,304 A \* 9/1951 Gledhill ..... B23K 7/105  
228/25  
2,603,475 A \* 7/1952 Rotsch ..... B23K 7/105  
266/66  
2,766,817 A \* 10/1956 Carpenter ..... F23D 14/465  
239/280  
2,886,305 A \* 5/1959 Strahan ..... B23K 37/0247  
266/66

(Continued)

(\*\*) Term: **15 Years**

FOREIGN PATENT DOCUMENTS

(21) Appl. No.: **29/567,872**

LV 15122 A 5/2016  
RU 2206437 C1 6/2003

(22) Filed: **Jun. 13, 2016**

*Primary Examiner* — Patricia A Palasik

(30) **Foreign Application Priority Data**

(74) *Attorney, Agent, or Firm* — Smartpat PLC

Dec. 23, 2015 (EM) ..... 002921486-0001

(51) **LOC (11) Cl.** ..... **15-09**

(52) **U.S. Cl.**  
USPC ..... **D15/144.2**

(58) **Field of Classification Search**  
USPC ..... D8/14, 14.1, 29, 30; D15/138, 144,  
D15/144.1, 144.2  
CPC ..... B23K 9/30; B23K 10/02; H05H 1/341  
See application file for complete search history.

(57) **CLAIM**

We claim the ornamental design for a cutting torch, as shown and described.

(56) **References Cited**

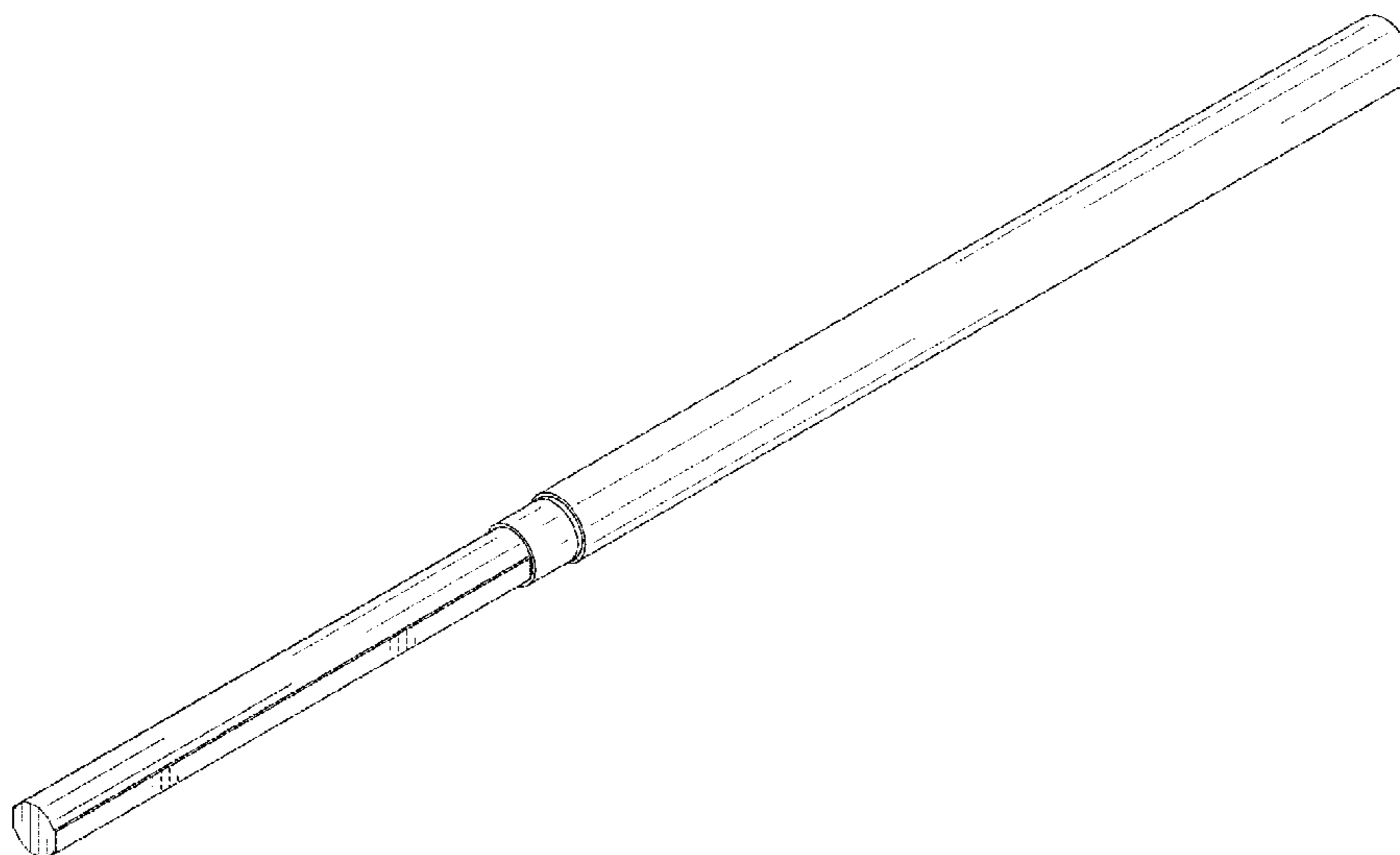
U.S. PATENT DOCUMENTS

260,647 A \* 7/1882 Borden ..... B23K 10/00  
314/48  
1,474,957 A \* 11/1923 Dorsey ..... F23D 14/42  
266/66  
1,554,406 A \* 9/1925 Coberly ..... B23K 7/001  
148/204  
1,660,328 A \* 2/1928 Fausek ..... F23D 14/465  
239/416.2

**DESCRIPTION**

FIG. 1 is a front, top, left side perspective view of a cutting torch showing our new design in a storage configuration; FIG. 2 is a top view thereof, the bottom view, left side view, and right side view being identical; FIG. 3 is a rear view thereof; FIG. 4 is a front view thereof; FIG. 5 a front, top, left side perspective view of a cutting torch showing our new design in an in-use configuration; FIG. 6 is a left side view thereof, the right side view being identical; FIG. 7 is a top view thereof, the bottom view being identical; FIG. 8 is a rear view thereof; and, FIG. 9 is a front view thereof.

**1 Claim, 4 Drawing Sheets**



# US D816,747 S

Page 2

(56)

## References Cited

### U.S. PATENT DOCUMENTS

3,013,787	A *	12/1961	Joslin	.....	B23K 7/105	266/70
3,260,076	A *	7/1966	Humberg	.....	E21B 7/146	110/297
3,453,142	A *	7/1969	Dorschu	.....	B23K 35/3053	148/24
3,704,012	A *	11/1972	Pfeuffer	.....	B23K 7/003	266/50
4,052,040	A *	10/1977	Ogden	.....	B23K 7/102	266/68
4,053,145	A *	10/1977	Steele	.....	B23K 9/032	266/54
4,283,043	A *	8/1981	Kalian	.....	B23K 7/10	266/66
4,343,983	A *	8/1982	Schneider	.....	B23K 35/0205	219/145.21
4,455,015	A *	6/1984	Larikka	.....	B23K 7/10	266/54
4,456,228	A *	6/1984	Cable	.....	B23K 7/10	266/70
5,258,599	A *	11/1993	Moerke	.....	B23K 9/285	219/121.45
5,965,040	A *	10/1999	Luo	.....	B23K 10/00	219/121.48
6,247,631	B1 *	6/2001	Kawakatsu	.....	B23K 1/012	219/229
7,500,590	B2 *	3/2009	Mironescu	.....	B23K 20/007	228/180.5
7,589,473	B2 *	9/2009	Suslov	.....	A61B 18/042	315/111.01
9,101,041	B2 *	8/2015	Reinke	.....	H05H 1/34	
2011/0000888	A1 *	1/2011	Skelton	.....	B23K 7/00	219/68
2011/0240608	A1 *	10/2011	Merrill	.....	B23K 10/00	219/121.48

\* cited by examiner

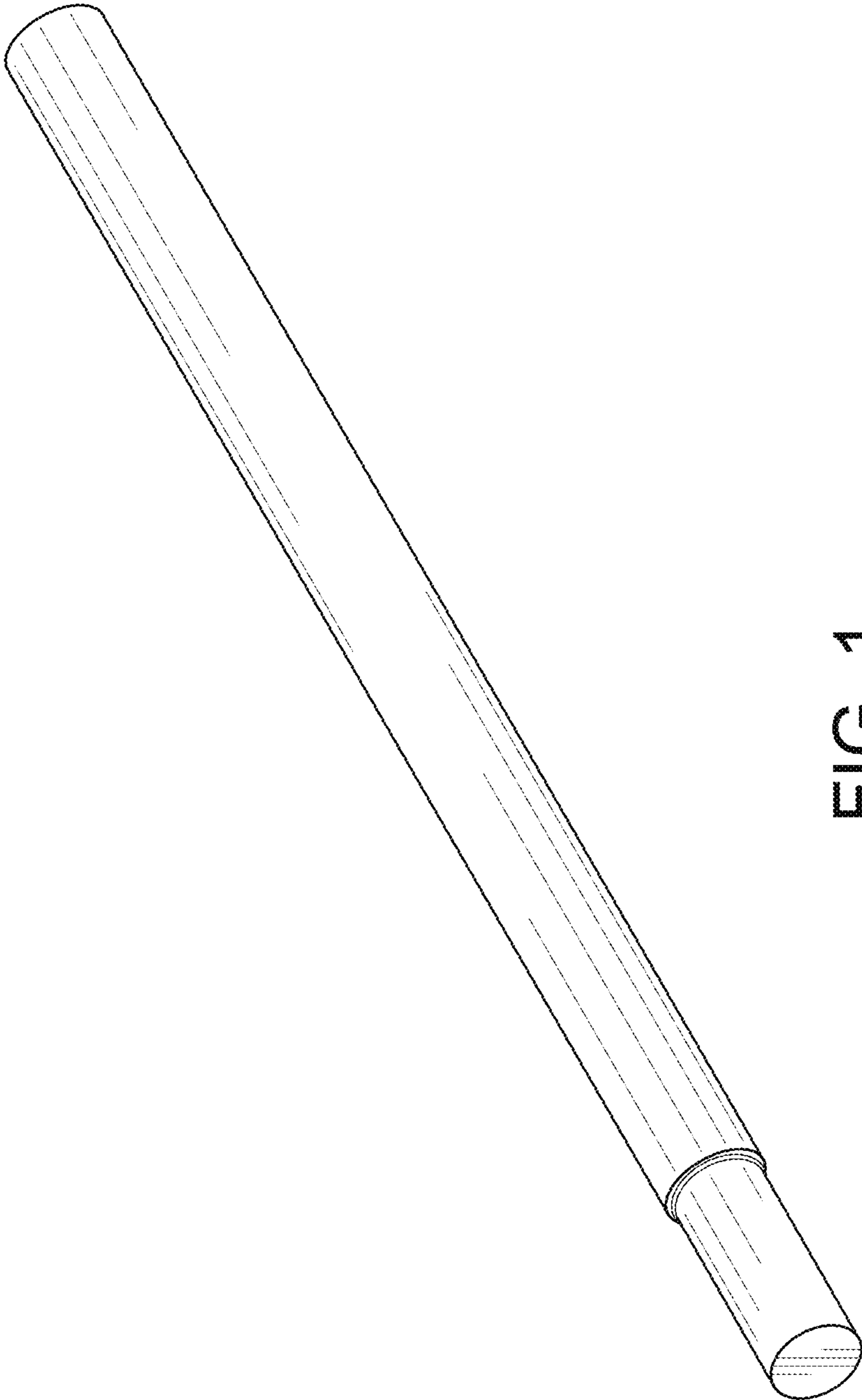


FIG. 1




FIG. 2

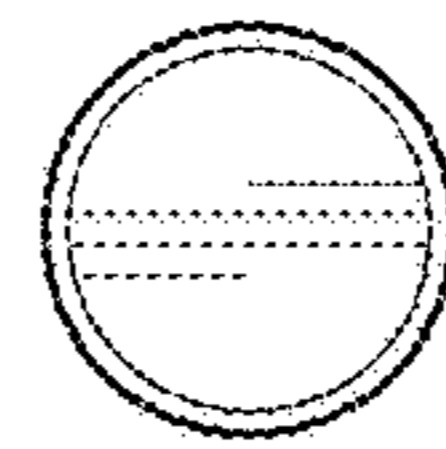


FIG. 3

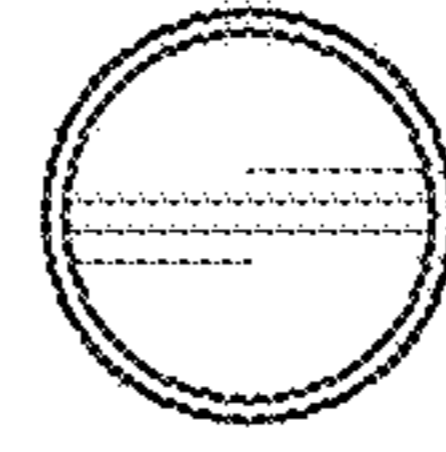


FIG. 4

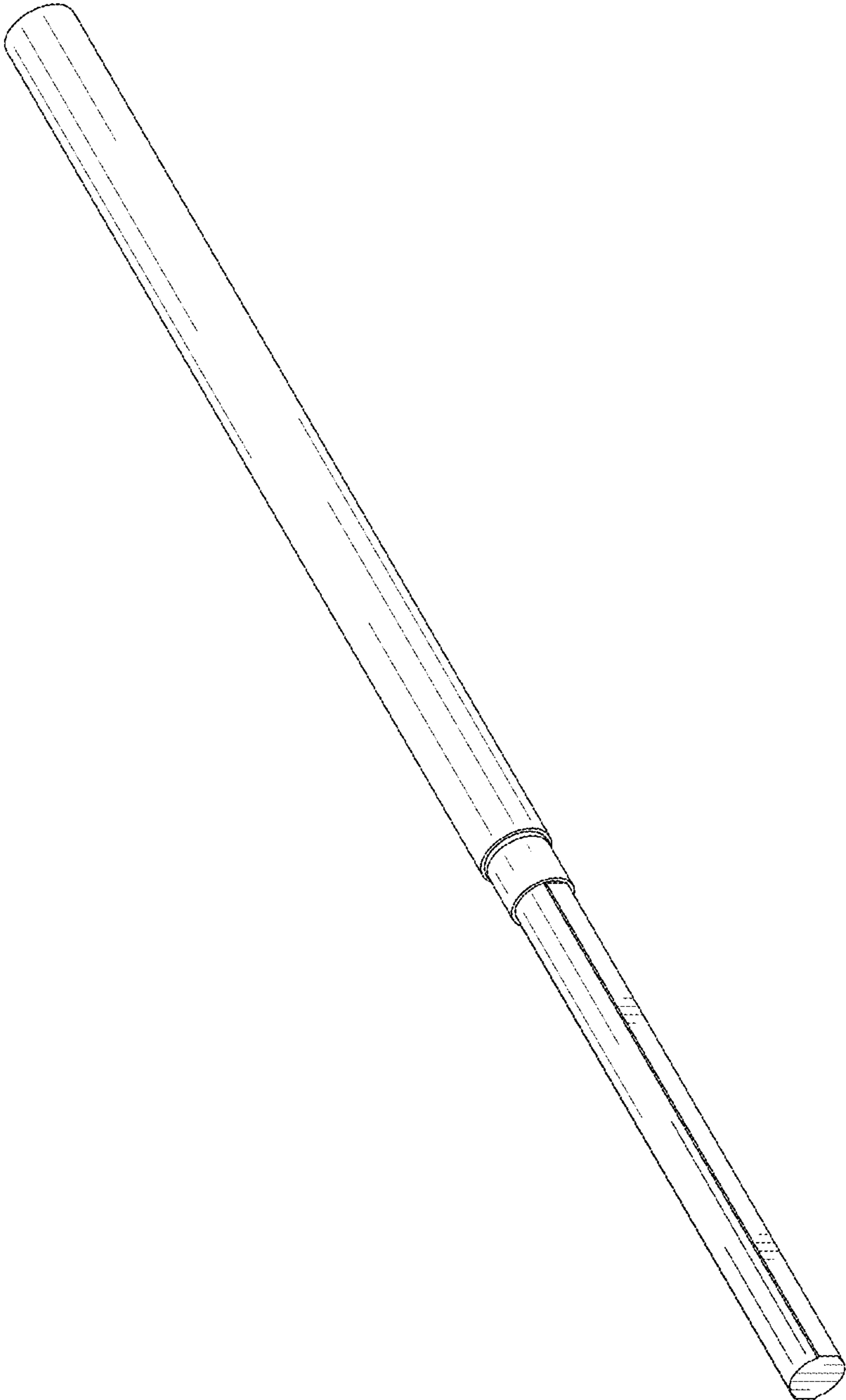


FIG. 5




FIG. 6




FIG. 7

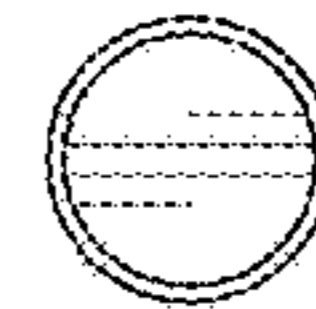


FIG. 8

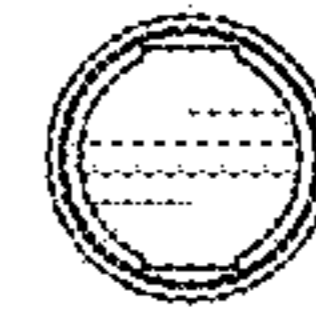


FIG. 9