



US00D816699S

(12) **United States Design Patent** (10) **Patent No.:** **US D816,699 S**
Ledford et al. (45) **Date of Patent:** **** May 1, 2018**

(54) **DISPLAY SCREEN OR PORTION THEREOF WITH GRAPHICAL USER INTERFACE**

D480,401 S * 10/2003 Kahn D14/488
 6,852,104 B2 * 2/2005 Blomquist A61M 5/1452
 604/504
 D524,820 S * 7/2006 Baker D14/486
 D588,149 S * 3/2009 Brownell D14/486
 D592,223 S * 5/2009 Neuhaus D14/491
 D657,368 S * 4/2012 Magee D14/486
 D689,075 S * 9/2013 Talbot D14/486
 D695,307 S * 12/2013 Wu D14/491

(71) Applicant: **Smiths Medical ASD, Inc.**, Plymouth, MN (US)

(72) Inventors: **Ricky Ledford**, Brooklyn Park, MN (US); **Nancy Bayer**, Arden Hills, MN (US); **Eric Wilkowske**, North Oaks, MN (US); **Kou Lor**, Saint Paul, MN (US); **Jennifer Tsai**, Stillwater, MN (US); **Gail Bynum**, Brooklyn Park, MN (US); **Lisa Hoh**, Saint Paul, MN (US); **Chris Pickles**, Bridport (GB); **Janet Shallbetter**, Brooklyn Park, MN (US)

(Continued)
Primary Examiner — Karen E Kearney
Assistant Examiner — Katherine A Holbrow
 (74) *Attorney, Agent, or Firm* — Patterson Thuent Pedersen, P.A.

(73) Assignee: **Smiths Medical ASD, Inc.**, Plymouth, MN (US)

(**) Term: **15 Years**

(21) Appl. No.: **29/585,846**

(22) Filed: **Nov. 29, 2016**

(51) **LOC (11) Cl.** **14-04**

(52) **U.S. Cl.**
USPC **D14/486**

(58) **Field of Classification Search**
 USPC D14/485–488, 491
 CPC .. A61B 5/02; A61B 8/46; G06F 19/34; G06F 19/3418; G06F 19/3406; G06F 8/60; G06F 19/3466; G06F 3/0481; G06F 3/0482; G06F 3/04842; G06F 3/0488; G06F 3/04817; G06T 2207/30004; G06T 2200/24; A61M 5/14212; A61M 2005/14288; G10H 1/0008; H04N 1/00408

See application file for complete search history.

(56) **References Cited**

U.S. PATENT DOCUMENTS

4,756,706 A 7/1988 Kerns et al.
 D474,198 S * 5/2003 Barnes D14/486

(57) **CLAIM**

We claim the ornamental design for a display screen or portion thereof with graphical user interface, as shown and described.

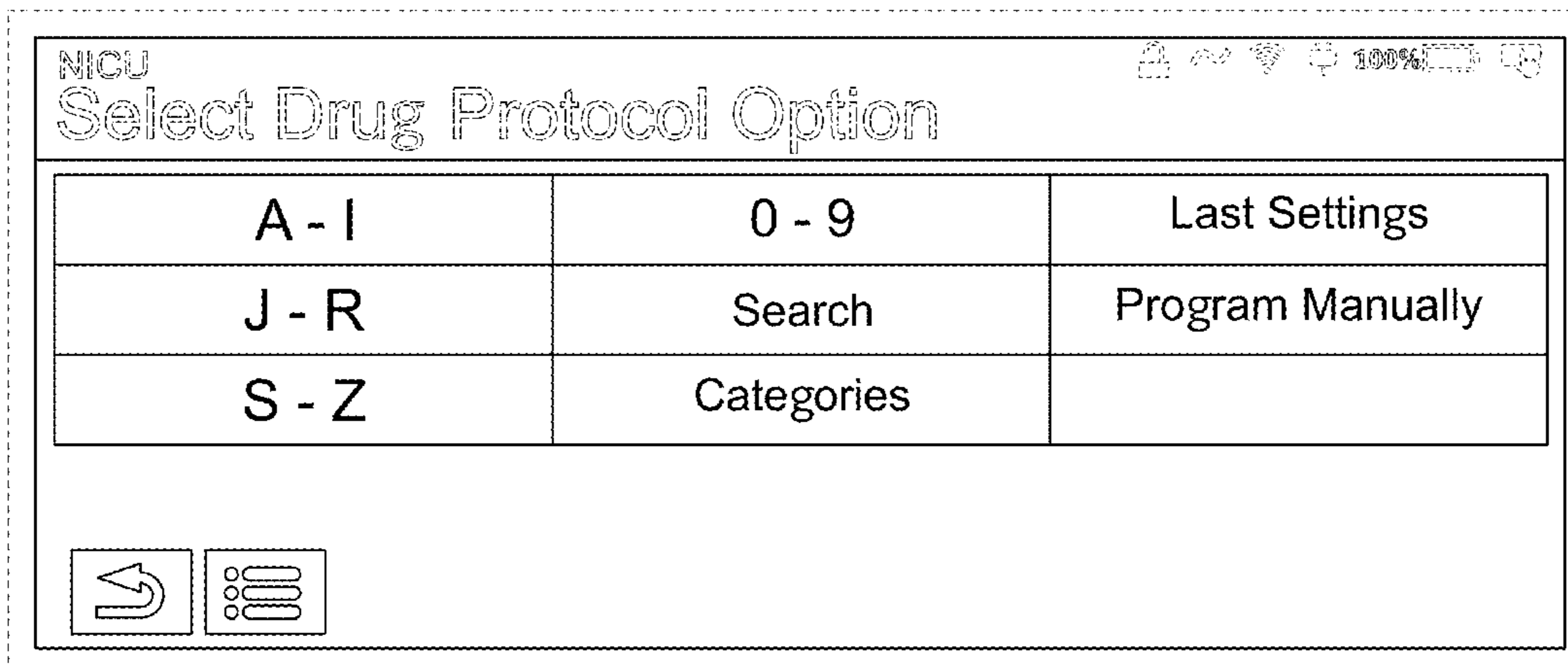
DESCRIPTION

FIG. 1 is a front view of a display screen or portion thereof with graphical user interface according to a first embodiment of the invention.

FIG. 2 is a front view of a display screen or portion thereof with graphical user interface according to another embodiment of the invention.

FIG. 3 is a front view of the display screen or portion thereof with graphical user interface of FIG. 1 depicted on a device. The outermost broken line rectangle showing of the display screen portion in FIGS. 1 and 2, the broken line rectangle with rounded corners and all broken lines outside the rectangle showing the display screen and device in FIG. 3, and all other broken lines within the solid line rectangle showing portions of the graphical user interface in all Figures are included for the purpose of illustrating environmental subject matter and portions of the article and form no part of the claimed design.

1 Claim, 3 Drawing Sheets



(56)

References Cited

U.S. PATENT DOCUMENTS

D726,752	S *	4/2015	Angelides	D14/486
D727,337	S *	4/2015	Kim	D14/486
D727,338	S *	4/2015	Kim	D14/486
D733,174	S *	6/2015	Prajapati	D14/486
D737,284	S *	8/2015	Folken	D14/485
D737,286	S *	8/2015	Folken	D14/485
D737,287	S *	8/2015	Folken	D14/485
D750,115	S *	2/2016	Kettner	D14/486
2003/0060765	A1	3/2003	Campbell et al.		
2004/0088199	A1 *	5/2004	Childress	G06Q 40/02 705/4
2006/0229557	A1	10/2006	Fathallah et al.		
2008/0033361	A1 *	2/2008	Evans	A61M 5/172 604/151
2008/0103375	A1	5/2008	Kiani		
2008/0200870	A1	8/2008	Palmroos et al.		
2008/0281168	A1	11/2008	Gibson et al.		
2009/0153058	A1	6/2009	Feng et al.		
2009/0153463	A1	6/2009	Arrizza et al.		
2009/0153595	A1	6/2009	Cozmi et al.		
2009/0157432	A1	6/2009	Palmroos et al.		
2009/0171289	A1	7/2009	Davis et al.		
2009/0177180	A1	7/2009	Rubalcaba, Jr. et al.		
2009/0177991	A1	7/2009	Davis et al.		
2009/0177992	A1	7/2009	Rubalcaba, Jr. et al.		
2009/0183105	A1	7/2009	Teel, IV et al.		
2009/0183147	A1	7/2009	Davis et al.		
2010/0010647	A1	1/2010	Schroeder et al.		
2010/0100037	A1	4/2010	Cozmi et al.		
2012/0130308	A1	5/2012	Silkaitis et al.		
2015/0314066	A1	11/2015	Shimizu		

* cited by examiner

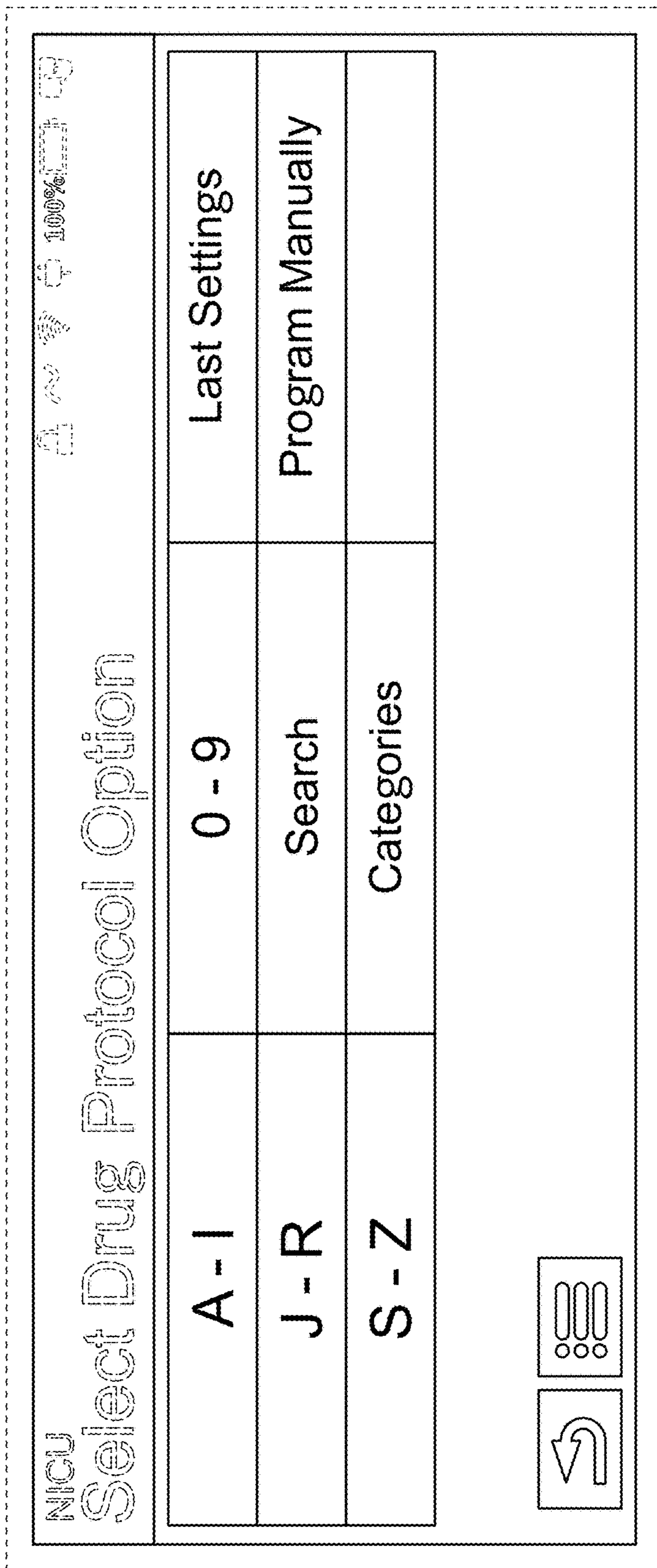


FIGURE 1

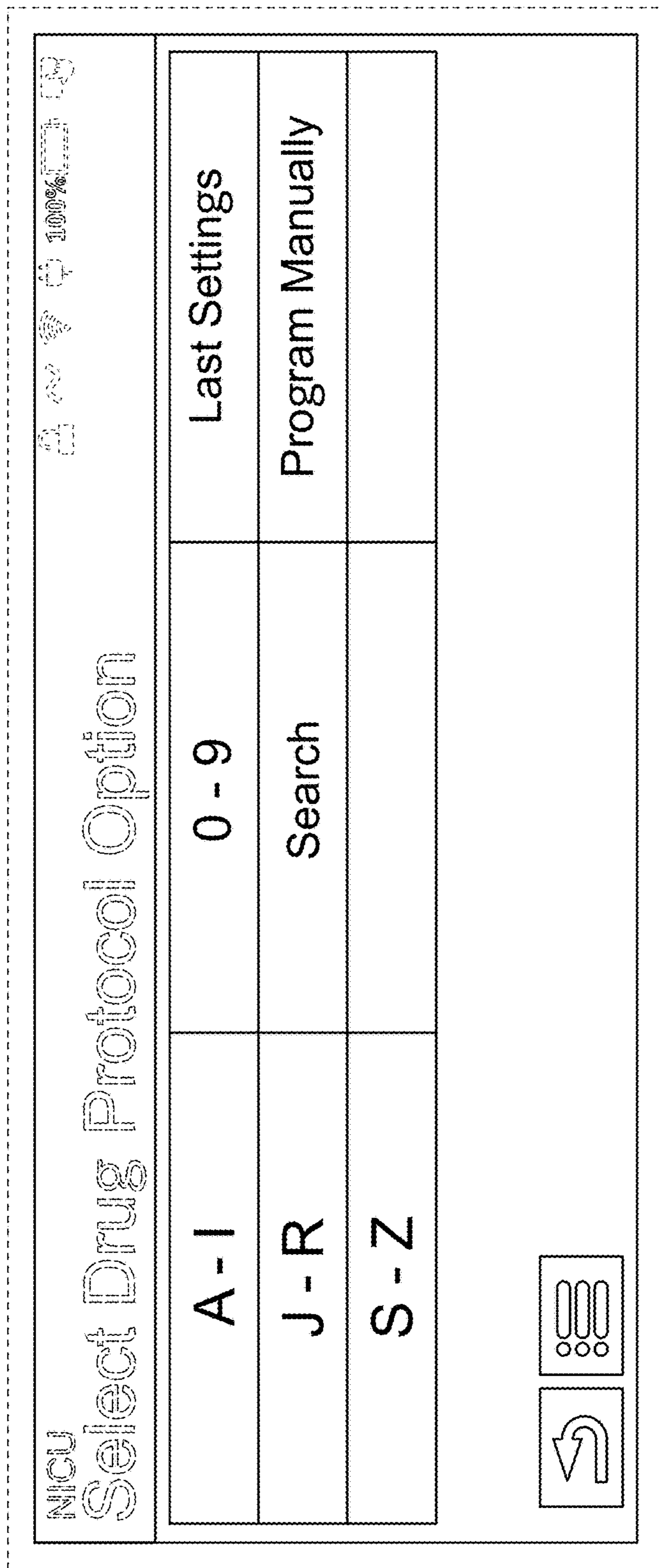


FIGURE 2

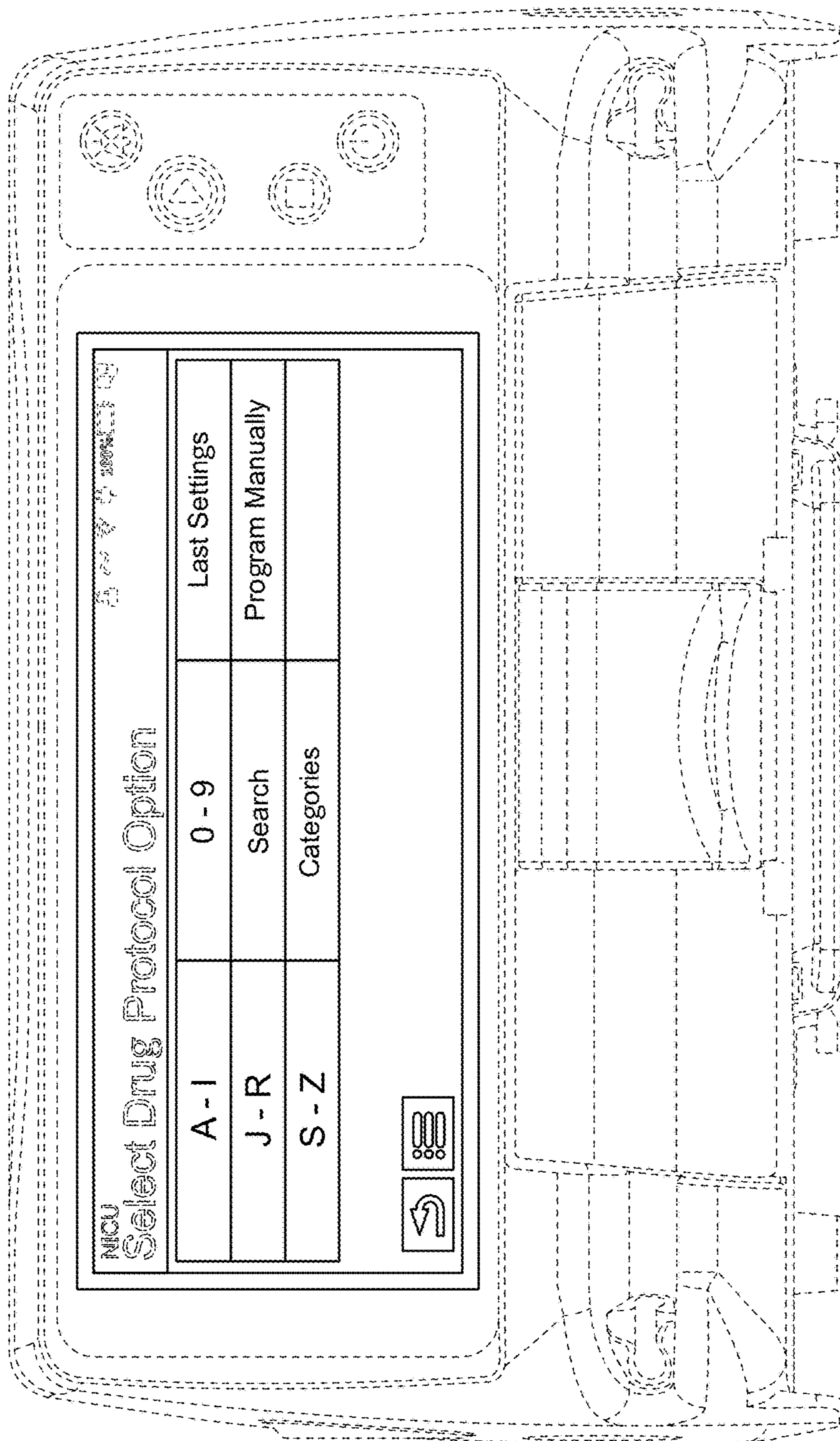


FIGURE 3