



US00D816697S

(12) **United States Design Patent** (10) **Patent No.:** **US D816,697 S**
Ledford et al. (45) **Date of Patent:** **** May 1, 2018**

(54) **DISPLAY SCREEN OR PORTION THEREOF WITH GRAPHICAL USER INTERFACE**

2005/14288; G10H 1/0008; H04N 1/00408

See application file for complete search history.

(71) Applicant: **Smiths Medical ASD, Inc.**, Plymouth, MN (US)

(56) **References Cited**

U.S. PATENT DOCUMENTS

(72) Inventors: **Ricky Ledford**, Brooklyn Park, MN (US); **Nancy Bayer**, Arden Hills, MN (US); **Gail Bynum**, Brooklyn Park, MN (US); **James Drost**, Woodbury, MN (US); **Chris Pickles**, Bridport (GB); **Lisa Hoh**, Saint Paul, MN (US); **Jennifer Tsai**, Stillwater, MN (US); **Eric Wilkowske**, North Oaks, MN (US); **Nathan Vang**, Saint Paul, MN (US); **Kou Lor**, Saint Paul, MN (US); **Janet Shallbetter**, Brooklyn Park, MN (US)

4,756,706 A	7/1988	Kerns et al.	
D469,108 S *	1/2003	Lorenzo	D14/456
D474,198 S *	5/2003	Barnes	D14/486
6,852,104 B2 *	2/2005	Blomquist	A61M 5/1452 604/504
D509,831 S *	9/2005	Mitani	D14/486
D554,652 S *	11/2007	Shen	D14/485
D588,149 S *	3/2009	Brownell	D14/486
D657,368 S *	4/2012	Magee	D14/486
8,250,483 B2 *	8/2012	Blomquist	A61M 5/142 705/2
D667,837 S *	9/2012	Magee	D14/486

(Continued)

Primary Examiner — Karen E Kearney

Assistant Examiner — Katherine A Holbrow

(74) *Attorney, Agent, or Firm* — Patterson Thuent Pedersen, P.A.

(73) Assignee: **Smiths Medical ASD, Inc.**, Plymouth, MN (US)

(**) Term: **15 Years**

(57) **CLAIM**

We claim the ornamental design for a display screen or portion thereof with graphical user interface, as shown and described.

(21) Appl. No.: **29/583,734**

(22) Filed: **Nov. 8, 2016**

DESCRIPTION

(51) **LOC (11) Cl.** **14-04**

(52) **U.S. Cl.**
USPC **D14/486**

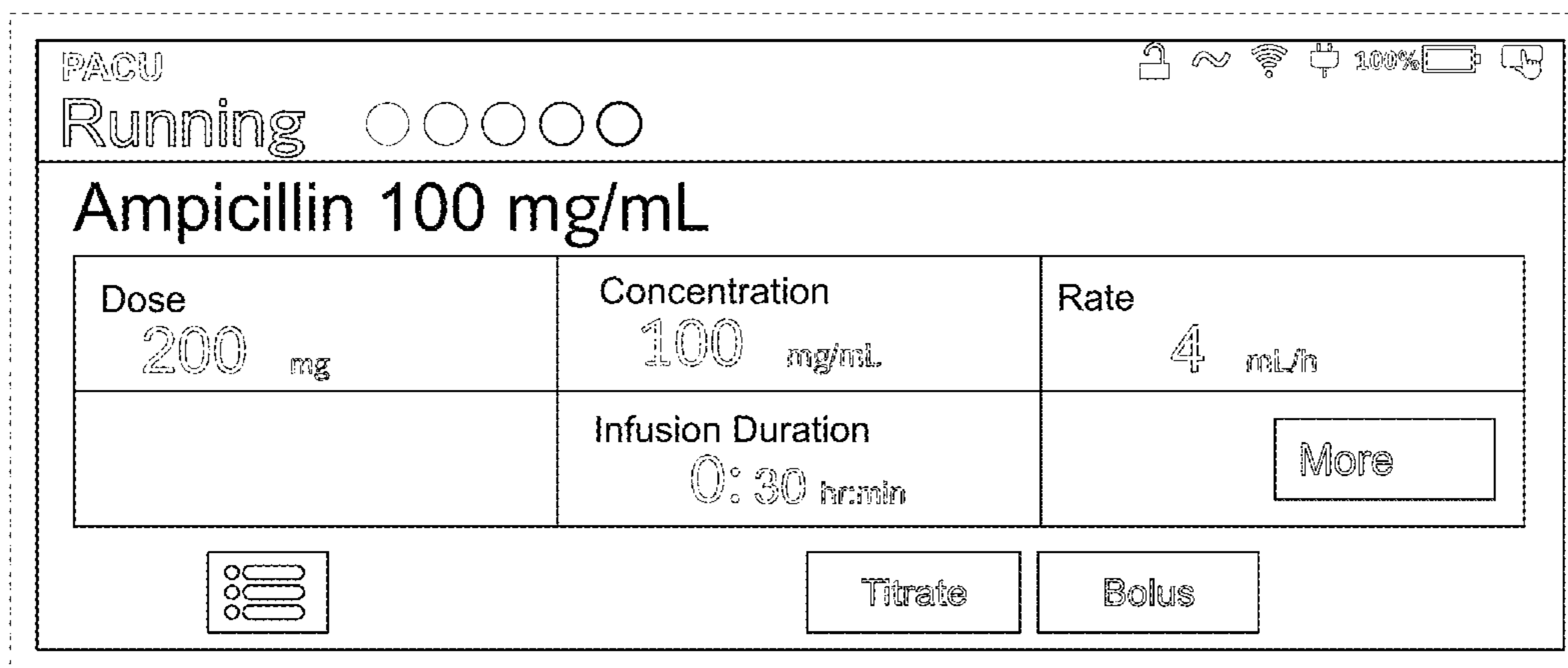
(58) **Field of Classification Search**
USPC D14/485–488, 491
CPC .. A61B 5/02; A61B 8/46; G06F 19/34; G06F 19/3418; G06F 19/3406; G06F 8/60; G06F 19/3466; G06F 3/0481; G06F 3/0482; G06F 3/04842; G06F 3/0488; G06F 3/04817; G06T 2207/30004; G06T 2200/24; A61M 5/14212; A61M

FIG. 1 is a front view of a display screen or portion thereof with graphical user interface, showing an embodiment of the new design; and,

FIG. 2 is a front view of the design of FIG. 1, depicted on a device.

The outermost broken line rectangle showing of the display screen portion in FIG. 1, the broken line rectangle with rounded corners and all broken lines outside the rectangle showing the display screen and device in FIG. 2, and all other broken lines within the solid line rectangle showing portions of the graphical user interface in both Figures are

(Continued)



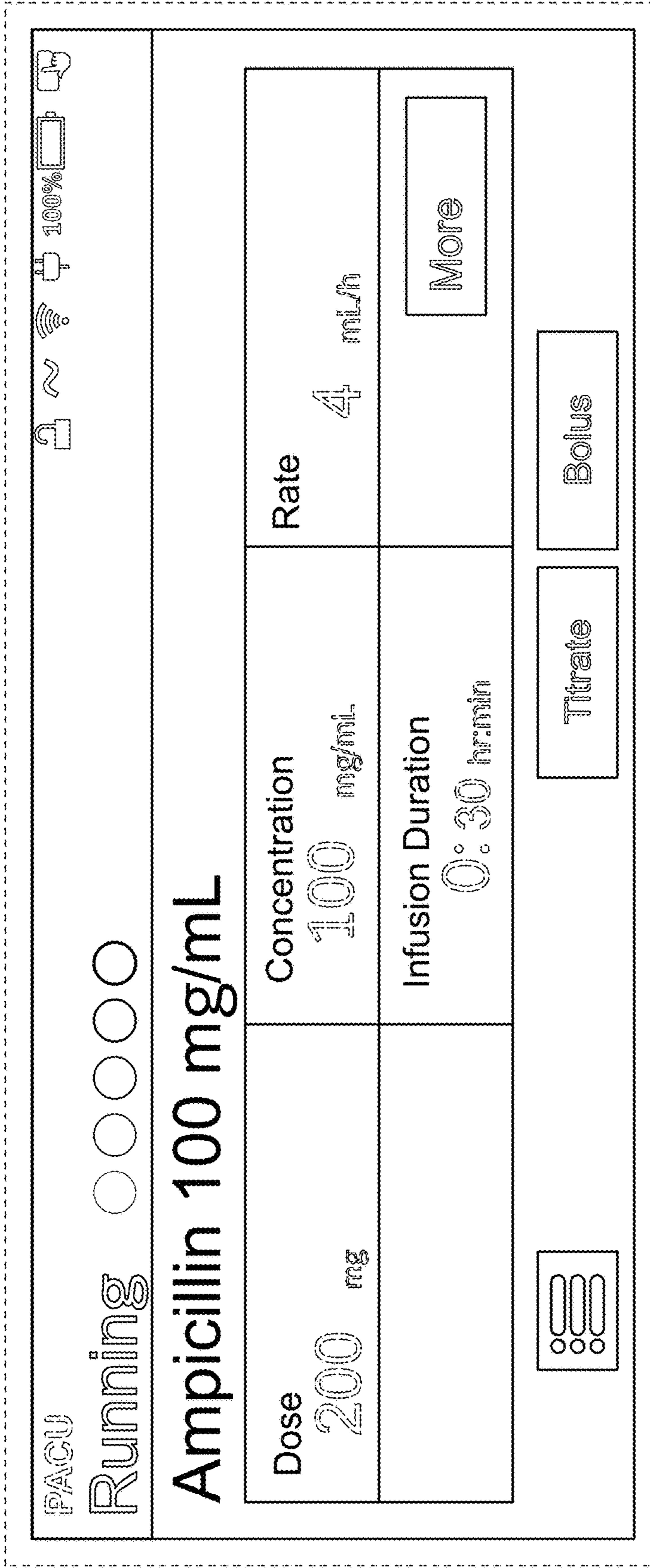


FIGURE 1

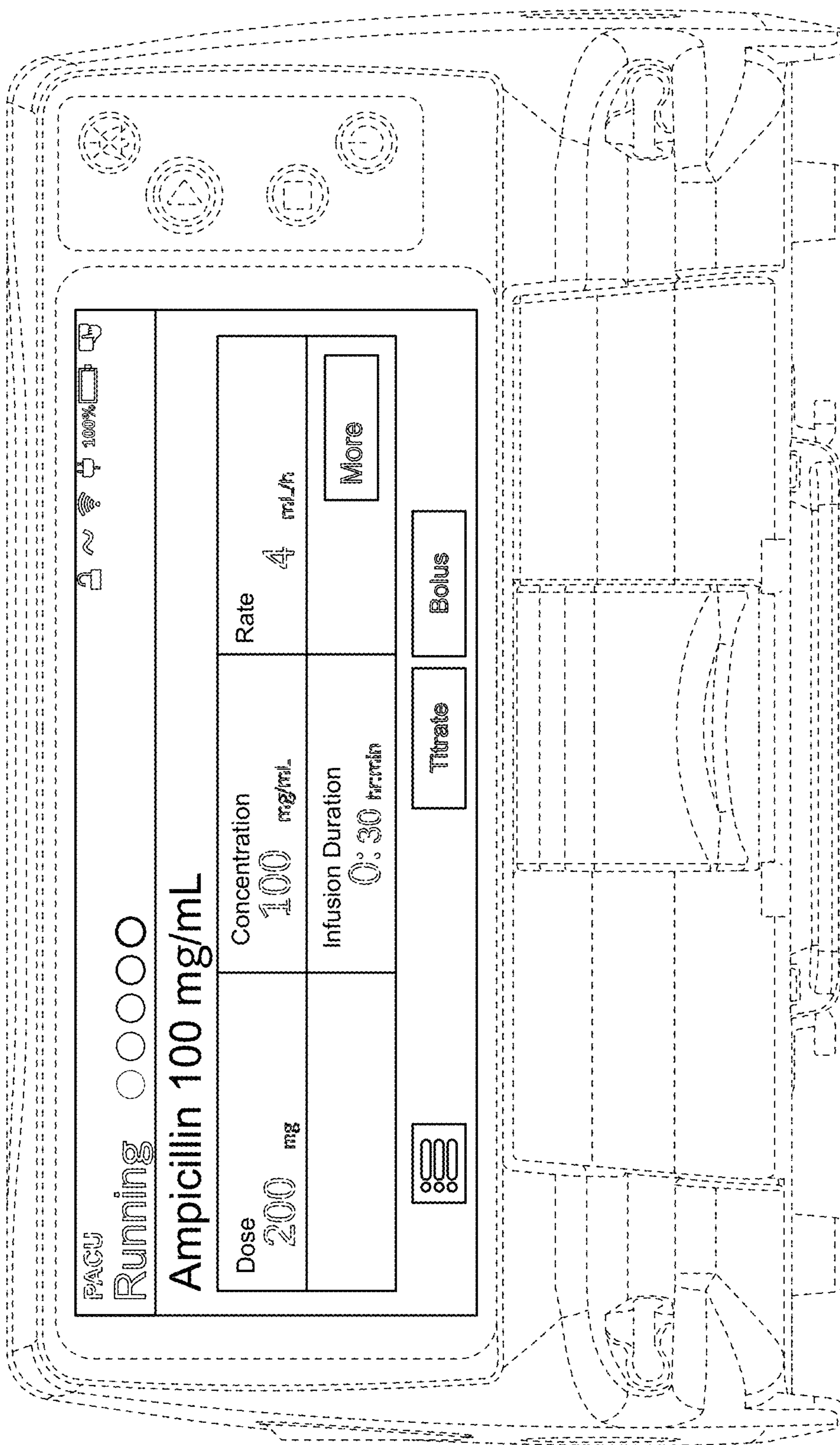


FIGURE 2