



US00D816674S

(12) **United States Design Patent**  
**Wu**

(10) **Patent No.:** **US D816,674 S**

(45) **Date of Patent:** **\*\* May 1, 2018**

(54) **GAME PLAYER HANDLE WITH BRACKET**

7,314,413 B2 \* 1/2008 Ogata ..... A63F 13/06  
273/148 B

(71) Applicant: **Lu Xue Wu**, Guangdong (CN)

D571,368 S \* 6/2008 Salter ..... D14/401

D608,784 S \* 1/2010 Biheller ..... D14/401

(72) Inventor: **Lu Xue Wu**, Guangdong (CN)

7,854,655 B2 \* 12/2010 Mao ..... G06F 3/017  
273/148 B

(\*\*) Term: **15 Years**

D712,408 S \* 9/2014 Sumii ..... D14/401

D715,296 S \* 10/2014 Huang ..... D14/401

(21) Appl. No.: **29/595,357**

D750,082 S \* 2/2016 Mar ..... D14/401

D754,128 S \* 4/2016 Bellinghausen ..... D14/401

(22) Filed: **Feb. 27, 2017**

D767,682 S \* 9/2016 Bellinghausen ..... D14/401

D780,180 S \* 2/2017 Ironmonger ..... D14/401

(51) **LOC (11) Cl.** ..... **14-03**

\* cited by examiner

(52) **U.S. Cl.**

USPC ..... **D14/401**; D21/333

*Primary Examiner* — Prabhakar Deshmukh

(58) **Field of Classification Search**

USPC ..... D14/496, 401, 435, 474, 483, 217, 137,  
D14/138, 160, 168, 356, 203.1–203.8,  
D14/507; 345/156, 169, 173–179, 905;  
715/727–729, 864, 700, 706, 719; 710/1,  
710/5, 8; 713/1, 600; 455/1.1, 1.7, 73,  
455/344–347, 93, 95, 3.01–3.06, 550.1,  
455/573.1; 370/342–344; 369/1, 2,  
369/6–12; 463/51–57, 40–47, 1, 29–35;  
D21/324, 328, 333; 273/148 B

CPC .. A63F 13/00; A63F 13/02; A63F 9/00; G06F  
17/00; G06F 19/00

See application file for complete search history.

(57) **CLAIM**

The ornamental design for a game player handle with  
bracket, as shown and described.

**DESCRIPTION**

FIG. 1 is a front elevational view of a game player handle  
with bracket showing my new design;  
FIG. 2 is a rear elevational view thereof;  
FIG. 3 is a bottom plan view thereof;  
FIG. 4 is a top plan view thereof;  
FIG. 5 is a right side elevational view thereof;  
FIG. 6 is a left side elevational view thereof;  
FIG. 7 is a front perspective view thereof; and,  
FIG. 8 is a rear perspective view thereof.  
FIGS. 2-8 are shown in an alternate position with the shutter  
in open position.

(56) **References Cited**

**U.S. PATENT DOCUMENTS**

6,171,191 B1 \* 1/2001 Ogata ..... A63F 13/06  
273/148 B  
6,231,444 B1 \* 5/2001 Goto ..... G05G 9/047  
273/148 B

**1 Claim, 5 Drawing Sheets**






Fig 1

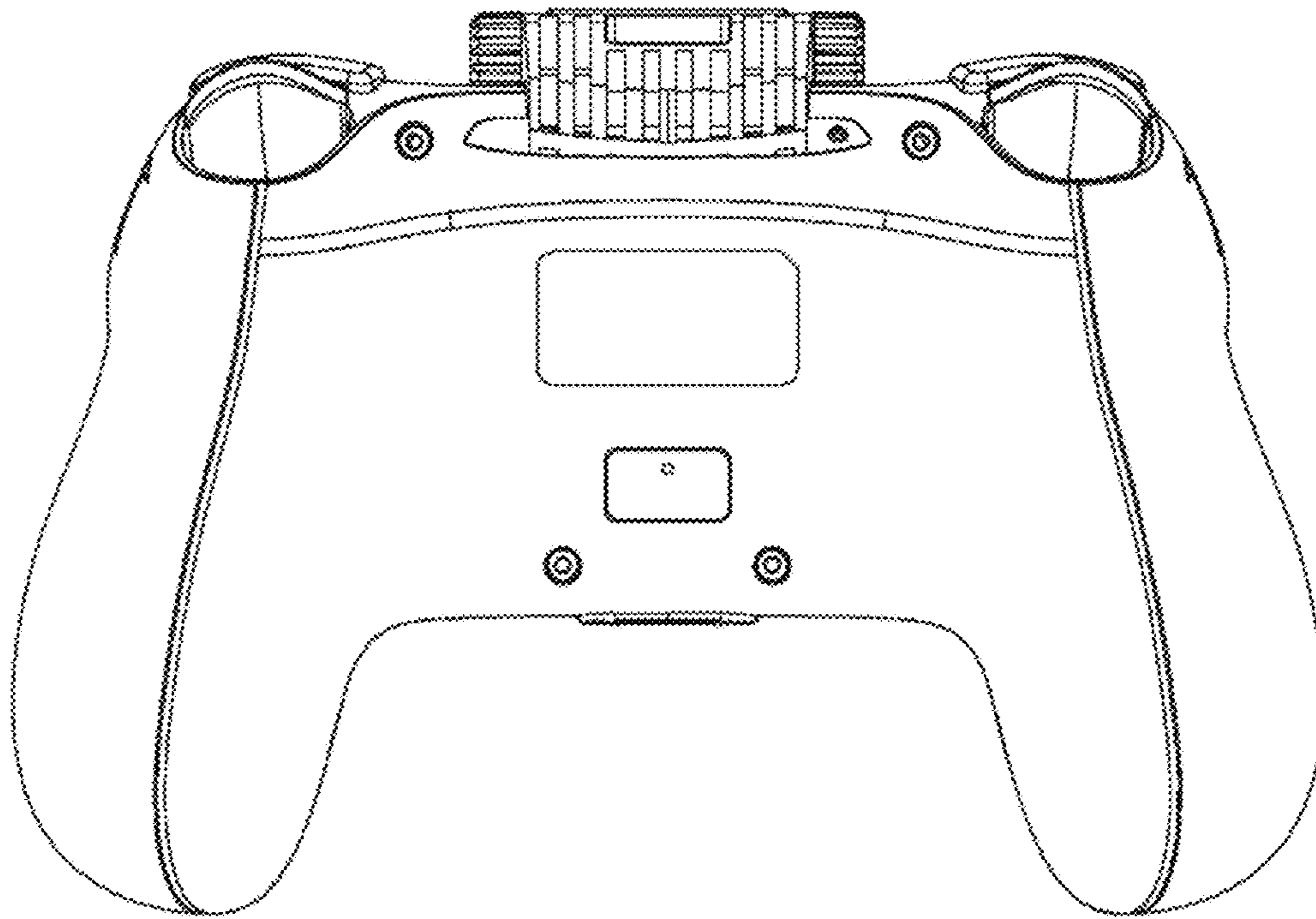


Fig 2



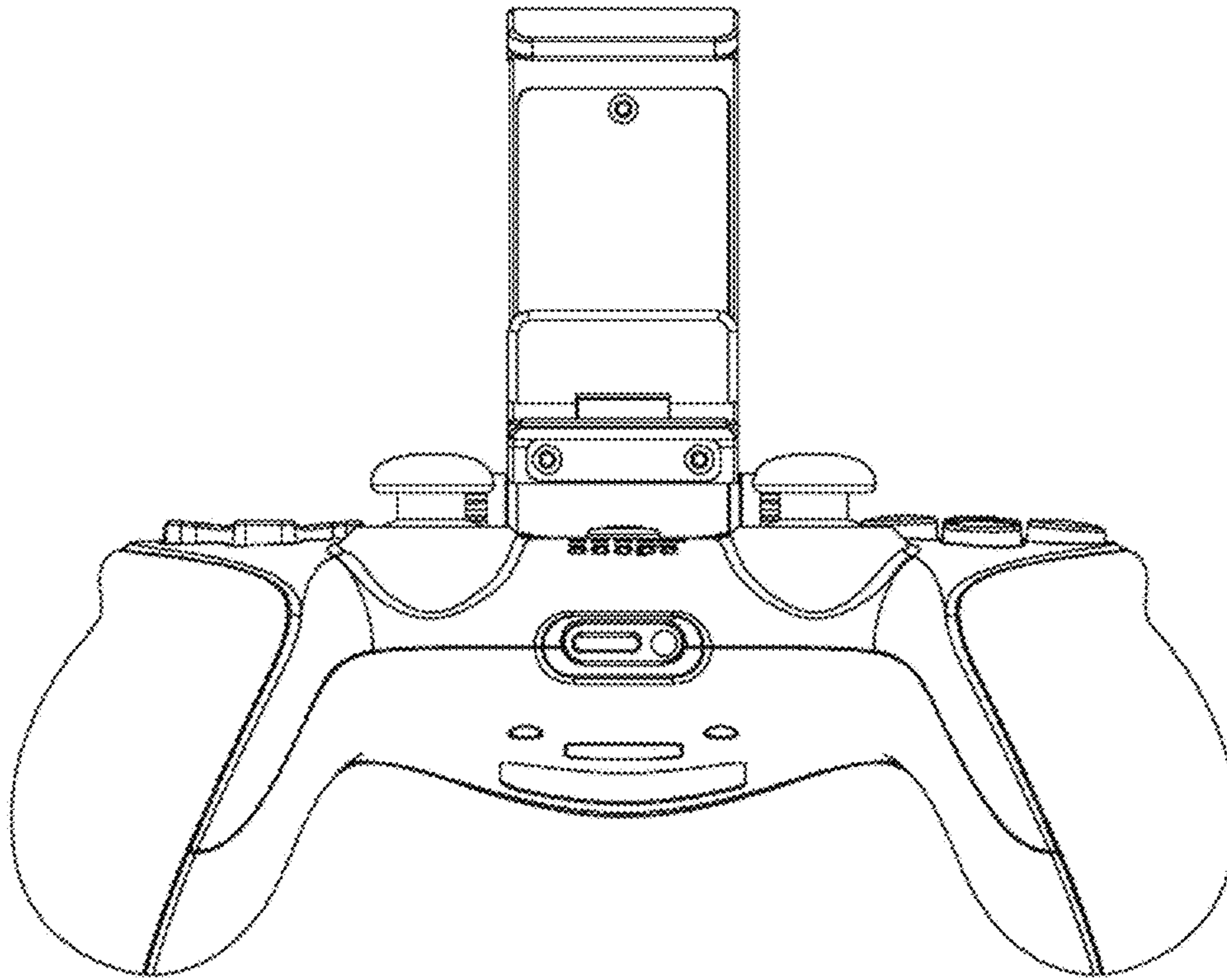


Fig 3

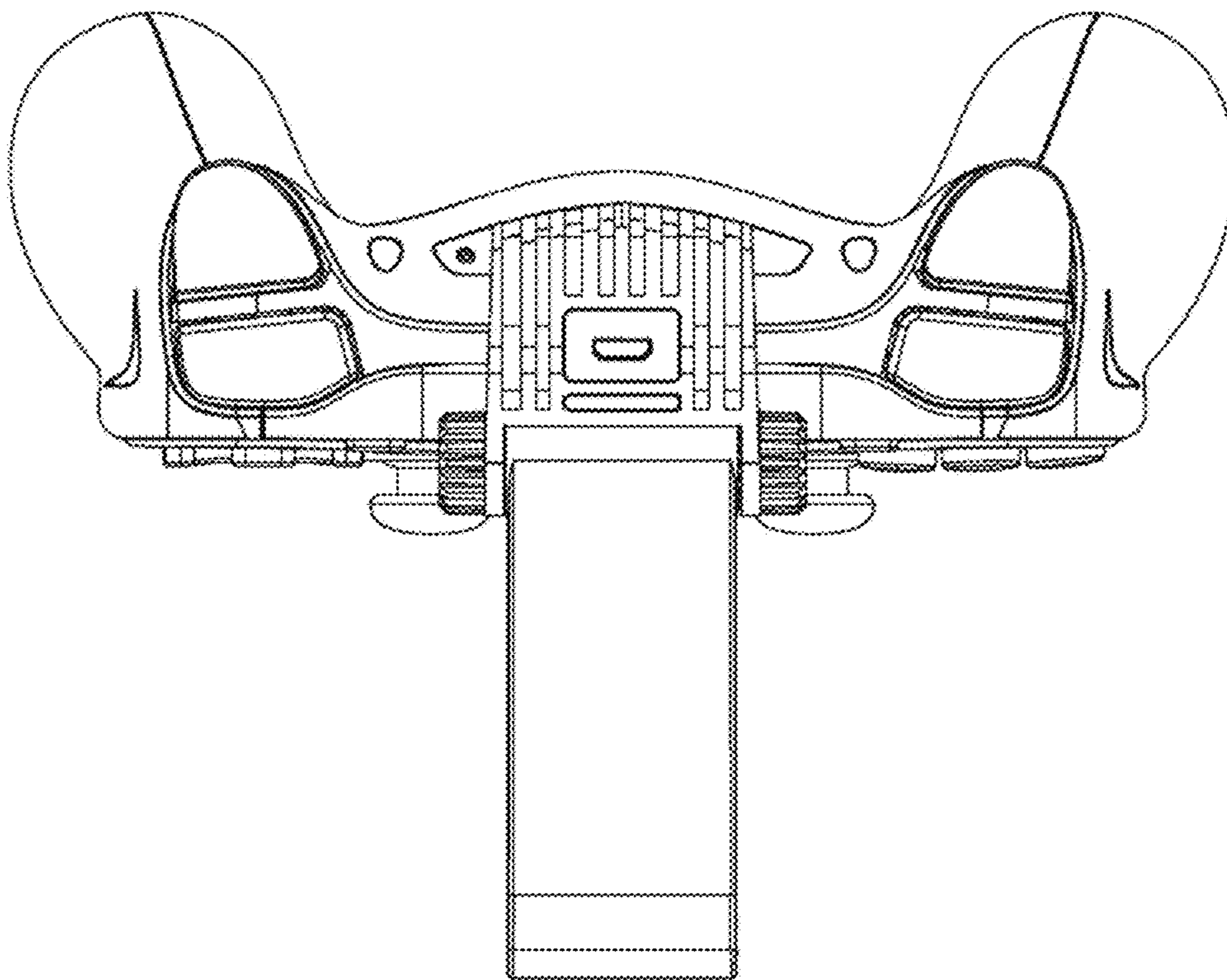


Fig 4

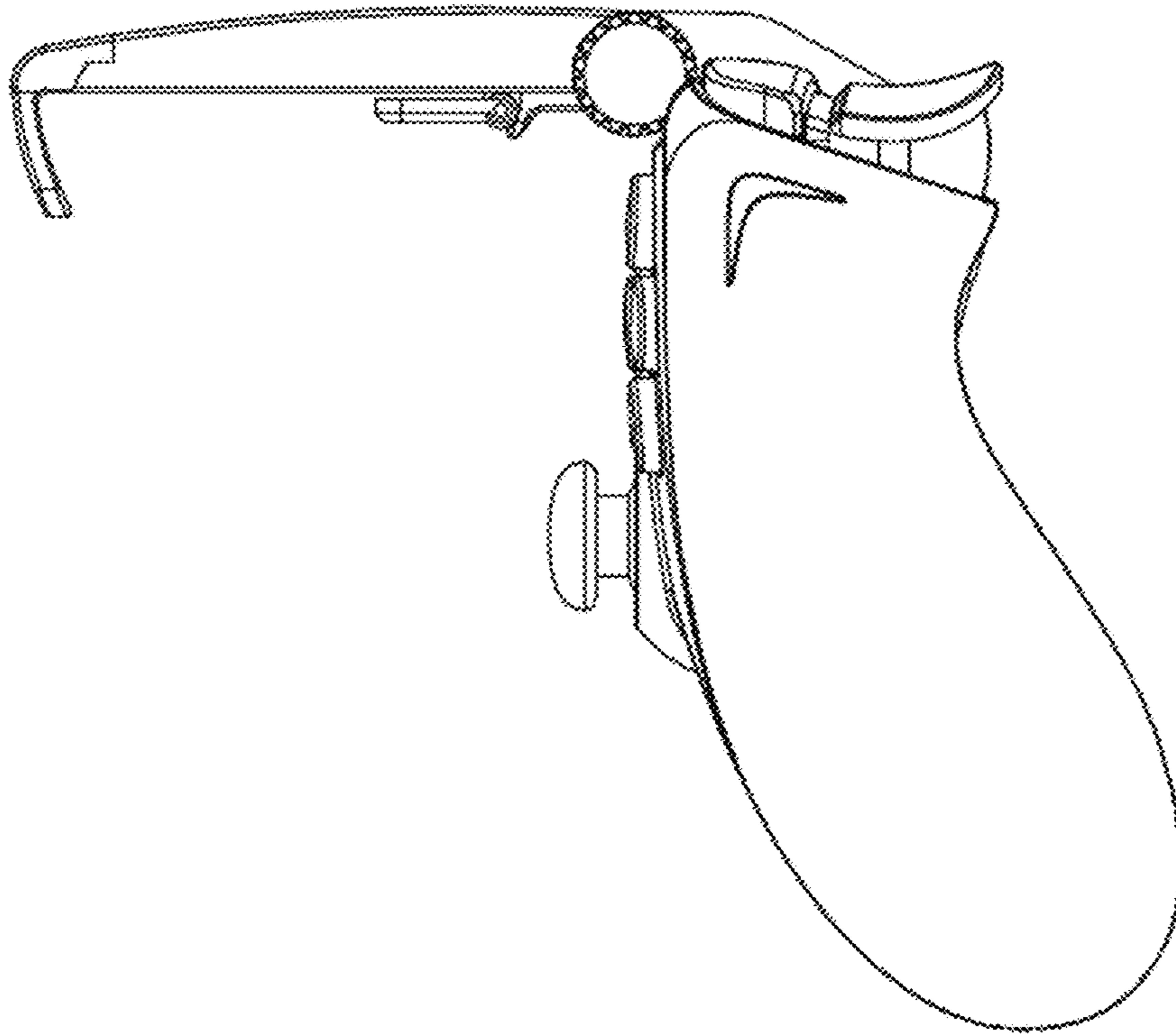


Fig 5

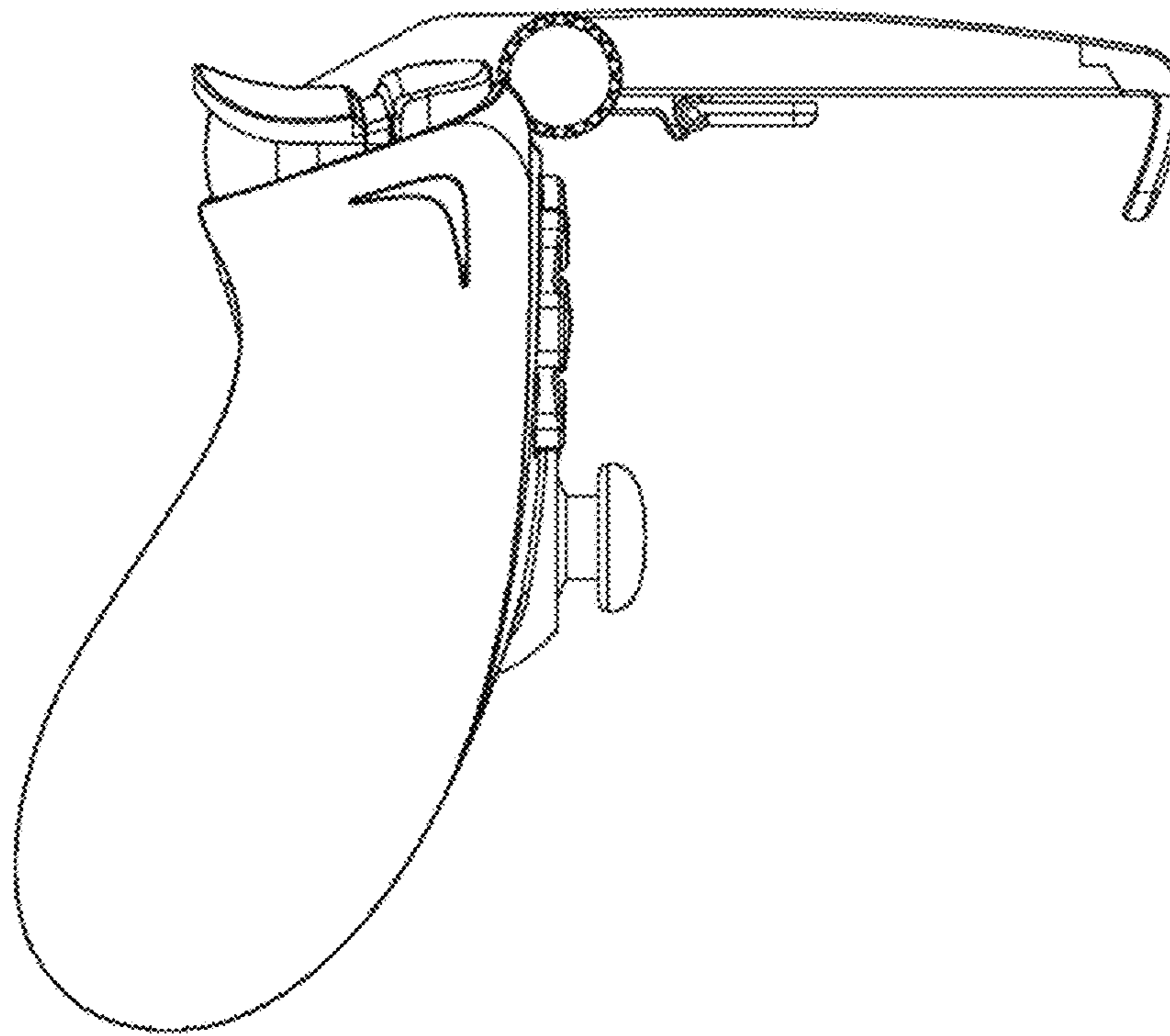


Fig 6



Fig 7




Fig 8