



US00D816652S

(12) **United States Design Patent** (10) **Patent No.:** **US D816,652 S**  
**Chang et al.** (45) **Date of Patent:** **\*\* May 1, 2018**

(54) **CASE FOR CELLULAR PHONE** D754,647 S \* 4/2016 Kim ..... D14/250  
D754,648 S \* 4/2016 Kim ..... D14/250  
(71) Applicant: **LG ELECTRONICS INC., Seoul** D754,649 S \* 4/2016 Kim ..... D14/250  
(KR) D755,169 S \* 5/2016 Kim ..... D14/250  
D755,765 S \* 5/2016 Kim ..... D14/250  
(72) Inventors: **Heeju Chang, Seoul (KR); Youngho** D755,766 S \* 5/2016 Kim ..... D14/250  
**Kim, Seoul (KR); Hyoni Kim, Seoul** D755,767 S \* 5/2016 Kim ..... D14/250  
(KR) D755,768 S \* 5/2016 Kim ..... D14/250  
D781,278 S \* 3/2017 Kim ..... D14/250  
(73) Assignee: **LG ELECTRONICS INC., Seoul** D788,093 S \* 5/2017 Lee ..... D14/250  
(KR) D794,009 S \* 8/2017 Lee ..... D14/250  
2012/0244920 A1\* 9/2012 Lee ..... H04B 1/3888  
455/575.8  
(\*\*) Term: **15 Years** 2015/0024812 A1\* 1/2015 Xie ..... H04B 1/3888  
455/575.8

(21) Appl. No.: **29/571,087**

(22) Filed: **Jul. 14, 2016**

(30) **Foreign Application Priority Data**

Jan. 15, 2016 (KR) ..... 30-2016-002182

(51) **LOC (11) Cl.** ..... **14-03**

(52) **U.S. Cl.**  
USPC ..... **D14/250**

(58) **Field of Classification Search**  
USPC ..... D14/143, 189, 203.2-203.7, 217, 238.1,  
D14/240, 248, 250-253, 440, 447, 496;  
D3/201, 218, 247-251, 269, 273, 301,  
D3/303; D13/103, 107-108, 119  
CPC ..... A45C 1/06; A45C 11/00; A45C 13/02;  
A45C 2011/002; A45F 2005/026; A45F  
2200/0525; A45F 2200/0516; H04B  
1/3888; H04M 1/0283; H04M 1/0202  
See application file for complete search history.

(56) **References Cited**

**U.S. PATENT DOCUMENTS**

D711,363 S \* 8/2014 Kim ..... D14/250  
D736,757 S \* 8/2015 Kim ..... D14/250

\* cited by examiner

*Primary Examiner* — Cathron C Brooks

*Assistant Examiner* — Aula Soroush

(74) *Attorney, Agent, or Firm* — Birch, Stewart, Kolasch & Birch, LLP

(57) **CLAIM**

The ornamental design for a case for cellular phone, as shown and described.

**DESCRIPTION**

FIG. 1 is a front, right side, perspective view of a case for cellular phone showing our new design;  
FIG. 2 is a front view thereof;  
FIG. 3 is a rear view thereof;  
FIG. 4 is a left side view thereof;  
FIG. 5 is a right side view thereof;  
FIG. 6 is a top view thereof; and,  
FIG. 7 is a bottom view.

The broken lines shown in FIGS. 4 and 5 depict unclaimed portions of the case for cellular phone and form no part of the claimed design.

**1 Claim, 6 Drawing Sheets**

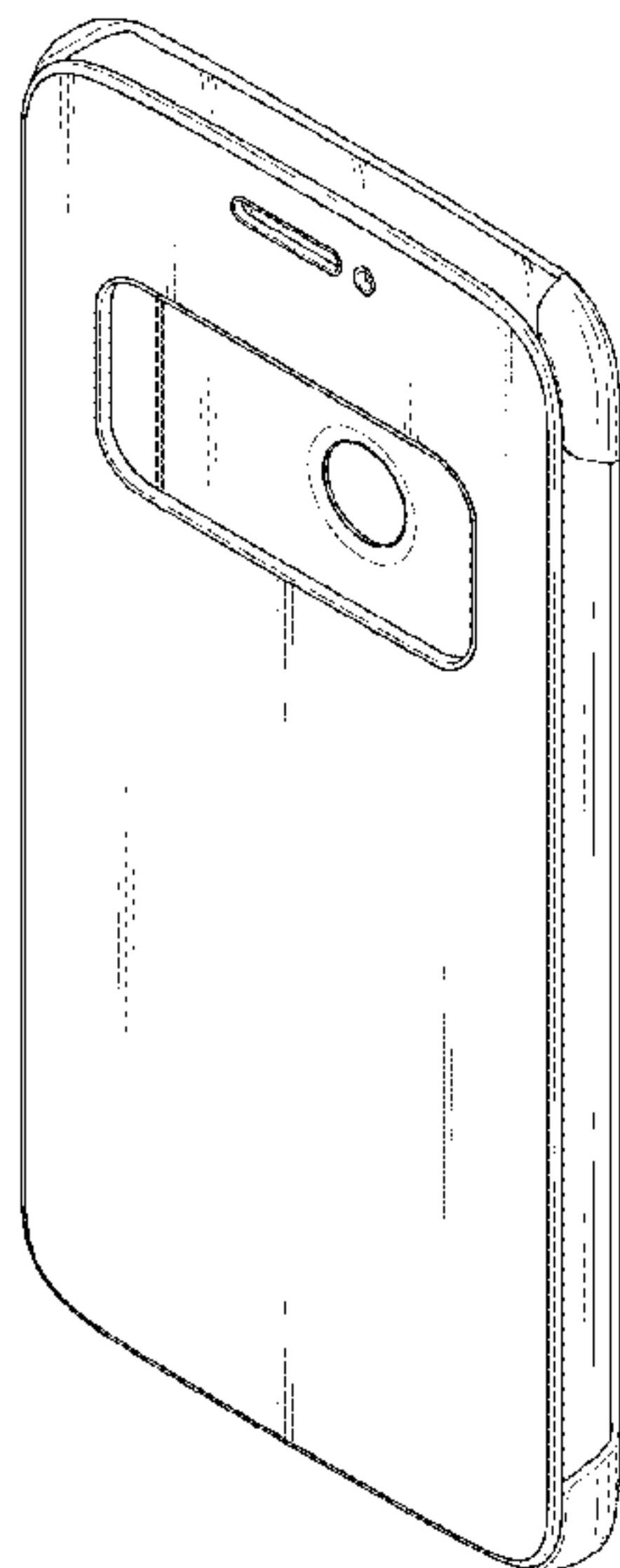


FIG. 1

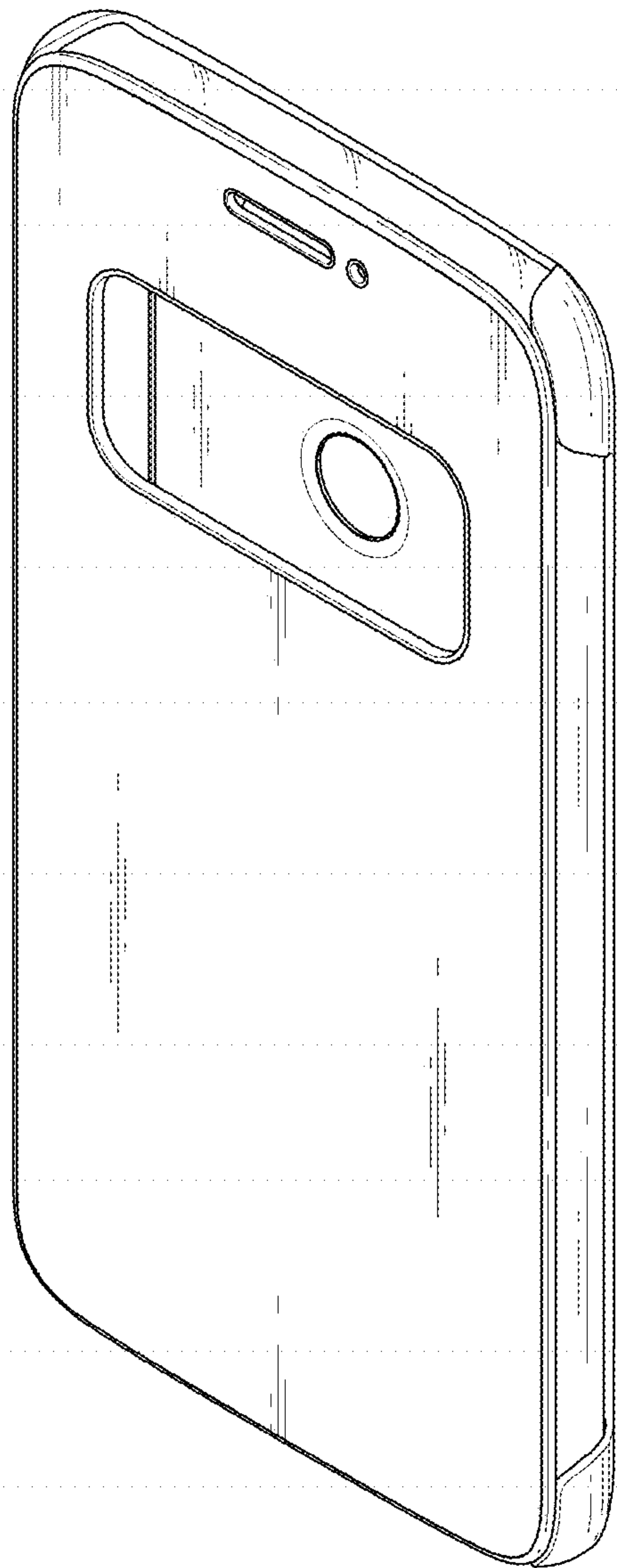


FIG. 2

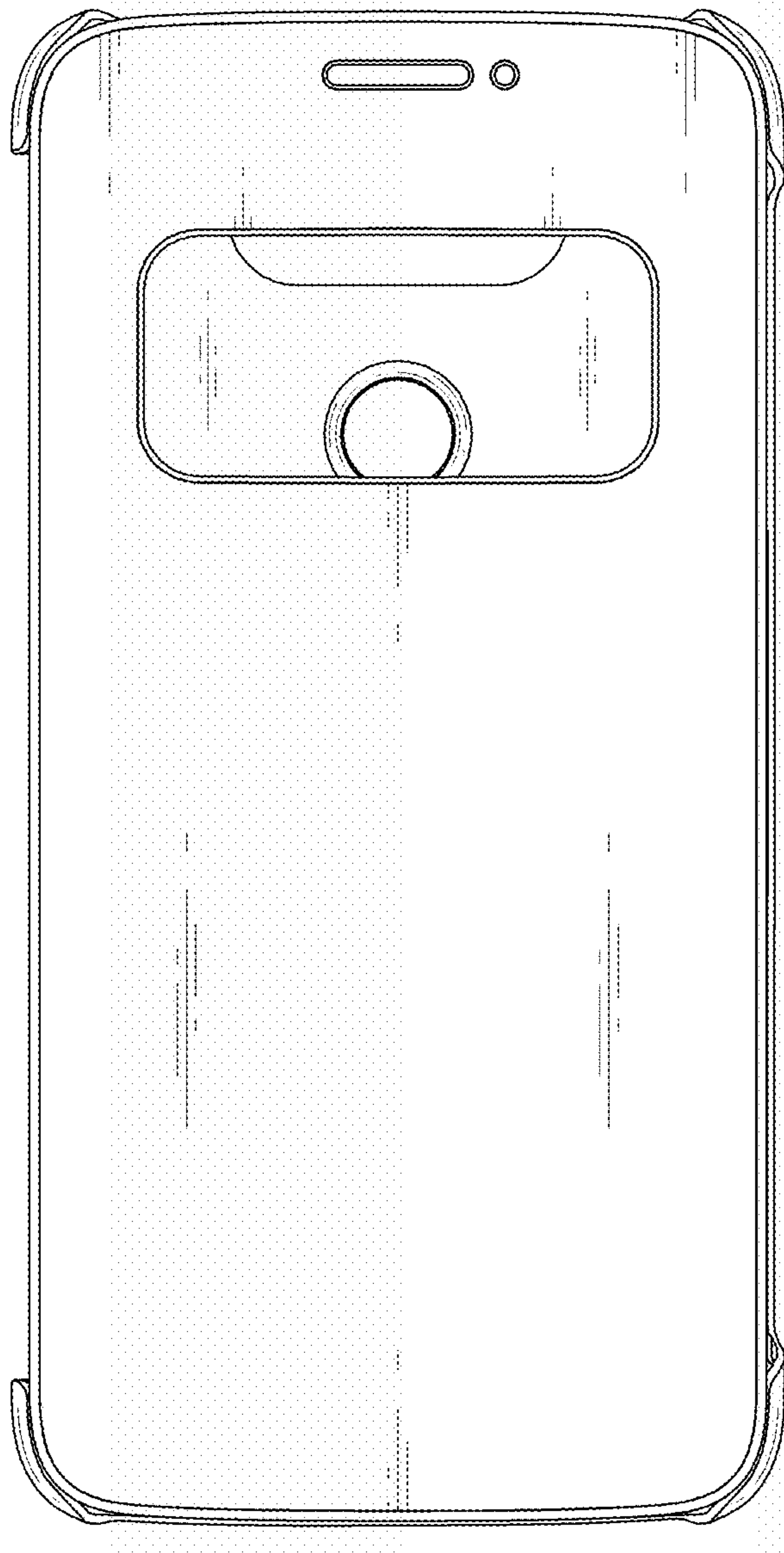


FIG. 3

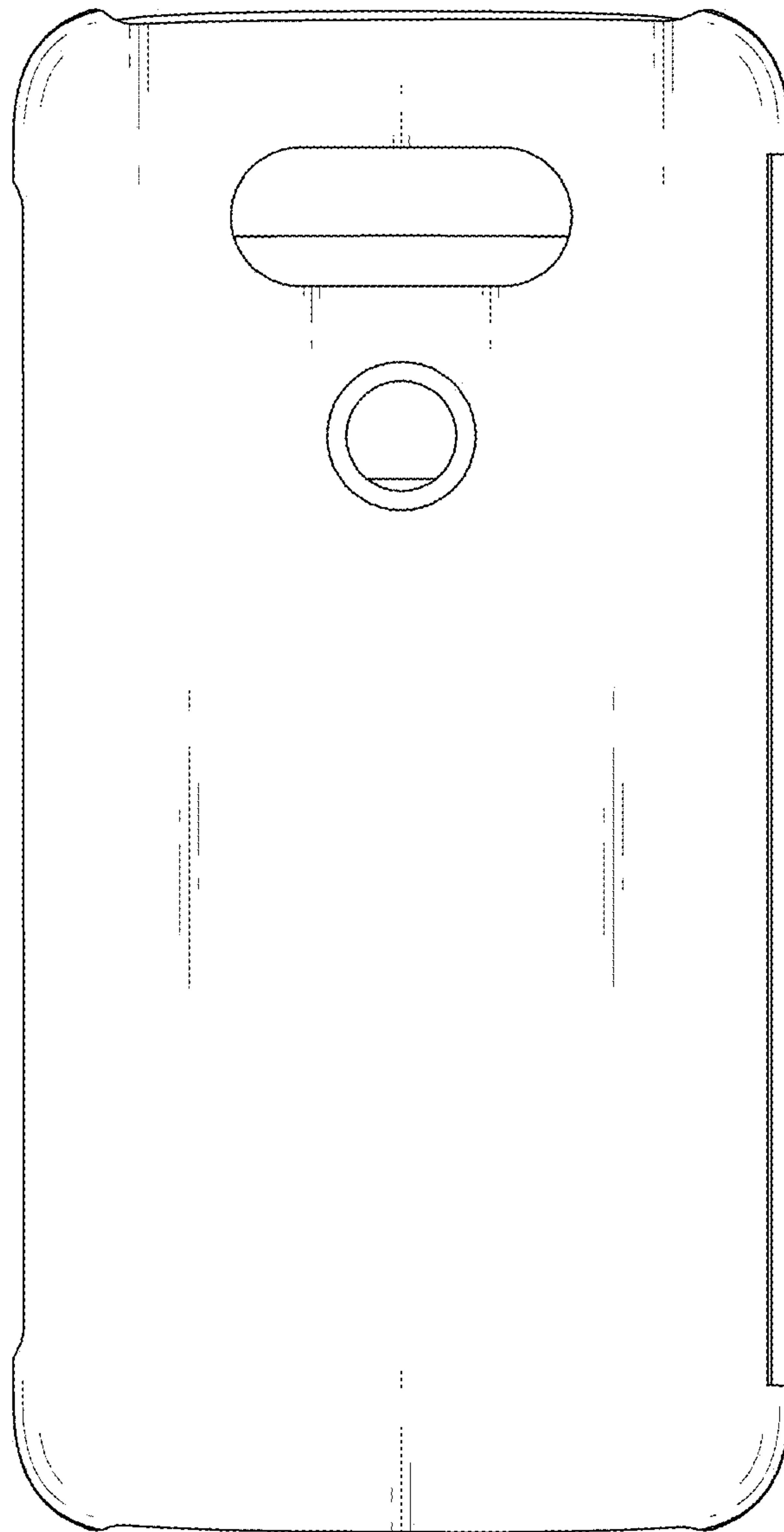


FIG. 4



FIG. 5




FIG. 6




FIG. 7

