

US00D816651S

(12) **United States Design Patent** (10) **Patent No.:** **US D816,651 S**  
**Chiang et al.** (45) **Date of Patent:** **\*\* May 1, 2018**

(54) **CASE FOR AN ELECTRONIC DEVICE**

(71) Applicant: **Samsonite IP Holdings S.à.r.l.**,  
Luxembourg (LU)

(72) Inventors: **Randy Yang Chiang**, San Francisco,  
CA (US); **Alan Yu Tung Ng**, San  
Francisco, CA (US); **Bryan Lee**  
**Hynecek**, Redwood City, CA (US); **Jon**  
**Karl Dukerschein**, San Francisco, CA  
(US); **Eric Frasch**, San Francisco, CA  
(US); **On Yu Wu**, Oakland, CA (US)

(73) Assignee: **Samsonite IP Holdings S.à.r.l.**,  
Luxembourg (LU)

(\*\*) Term: **15 Years**

(21) Appl. No.: **29/568,292**

(22) Filed: **Jun. 16, 2016**

(51) **LOC (11) Cl.** ..... **14-03**

(52) **U.S. Cl.**  
USPC ..... **D14/250**

(58) **Field of Classification Search**  
USPC ..... **D14/250; 455/575.8**

(Continued)

(56) **References Cited**

**U.S. PATENT DOCUMENTS**

D706,255 S \* 6/2014 Akana ..... D14/250  
D718,756 S \* 12/2014 Barfoot ..... D14/250

(Continued)

**OTHER PUBLICATIONS**

CandyShell Grip iPhone 6s Plus Case, posted at speckproducts.com,  
posting date not given, [online], [site visited Jul. 21, 2017]. Avail-  
able from Internet, URL: <http://www.speckproducts.com/apple/iphonecases/iphone6pluscases/candyshellgripiphone6pluscases/IP6PCSGRIP.html>.\*

(Continued)

*Primary Examiner* — George D. Kirschbaum

*Assistant Examiner* — Maria J Edwards

(74) *Attorney, Agent, or Firm* — Haug Partners LLP

(57) **CLAIM**

The ornamental design for a case for an electronic device, as shown and described.

**DESCRIPTION**

FIG. 1 is an upper side view of the case in accordance with a first embodiment of the invention.

FIG. 2 is a rear view of the case in accordance with a first embodiment of the invention.

FIG. 3 is a right side view of the case in accordance with a first embodiment of the invention.

FIG. 4 is a left side view of the case in accordance with a first embodiment of the invention.

FIG. 5 is a lower side view of the case in accordance with a first embodiment of the invention.

FIG. 6 is a front view of the case in accordance with a first embodiment of the invention.

FIG. 7 is a front-right perspective view of the case in accordance with a first embodiment of the invention.

FIG. 8 is a front-view cutaway of the case in accordance with a first embodiment of the invention.

FIG. 9 is an upper side view of the case in accordance with a second embodiment of the invention.

FIG. 10 is a rear view of the case in accordance with a second embodiment of the invention.

FIG. 11 is a right side view of the case in accordance with a second embodiment of the invention.

FIG. 12 is a left side view of the case in accordance with a second embodiment of the invention.


FIG. 13 is a lower side view of the case in accordance with a second embodiment of the invention.

FIG. 14 is a front view of the case in accordance with a second embodiment of the invention.

FIG. 15 is a front-right perspective view of the case in accordance with a second embodiment of the invention; and,

FIG. 16 is a front-view cutaway of the case in accordance with a second embodiment of the invention.

(Continued)



The broken lines shown in the figures are for the purpose of illustrating structure that forms no part of the claimed design.

**1 Claim, 10 Drawing Sheets**

**(58) Field of Classification Search**

CPC ..... A45C 11/00; A45C 2011/002  
See application file for complete search history.

**(56) References Cited**

**U.S. PATENT DOCUMENTS**

D721,360 S \* 1/2015 Laffon de Mazieres .... D14/250  
D726,170 S \* 4/2015 Ng ..... D14/250  
D746,801 S \* 1/2016 Pan ..... D14/250  
D747,707 S \* 1/2016 Roberts ..... D14/250  
D747,708 S \* 1/2016 Roberts ..... D14/250  
D753,641 S \* 4/2016 Roberts ..... D14/250  
D754,651 S \* 4/2016 Roberts ..... D14/250  
D754,652 S \* 4/2016 Roberts ..... D14/250

D756,344 S \* 5/2016 Roberts ..... D14/250  
D756,345 S \* 5/2016 Roberts ..... D14/250  
D757,702 S \* 5/2016 Kanazawa ..... D14/250  
D757,704 S \* 5/2016 Roberts ..... D14/250  
D762,200 S \* 7/2016 Pan ..... D14/250  
D762,201 S \* 7/2016 Tseng ..... D14/250  
D762,202 S \* 7/2016 Tseng ..... D14/250  
D769,233 S \* 10/2016 Qian ..... D14/250  
D771,607 S \* 11/2016 Kim ..... D14/250  
D772,854 S \* 11/2016 Igarashi ..... D14/250  
D775,615 S \* 1/2017 Tien ..... D14/250  
D778,271 S \* 2/2017 Stump ..... D14/250  
D780,738 S \* 3/2017 Barfoot ..... D14/250  
2015/0119118 A1\* 4/2015 Ashley ..... H04M 1/04  
455/575.8

**OTHER PUBLICATIONS**

Speck Products CandyShell Grip Case, posted at amazon.com, posting date Sep. 20, 2017, [online], [site visited Jul. 21, 2017]. Available from Internet, URL: <https://www.amazon.com/SpeckProductsCandyShellGripiPhone/dp/B00MV77FDA>.\*

\* cited by examiner


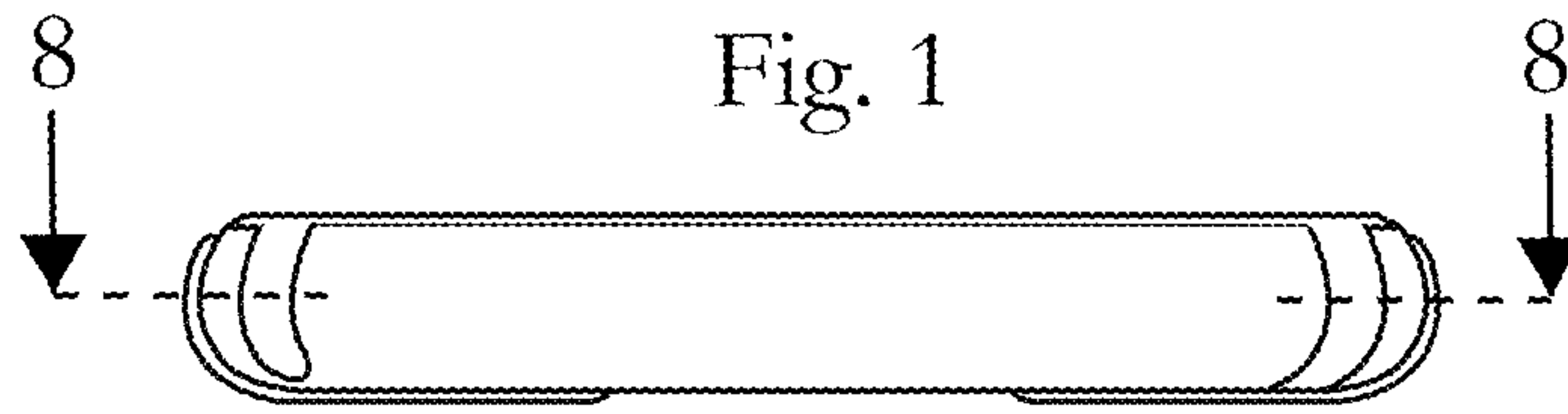


Fig. 2



Fig. 3



Fig. 4

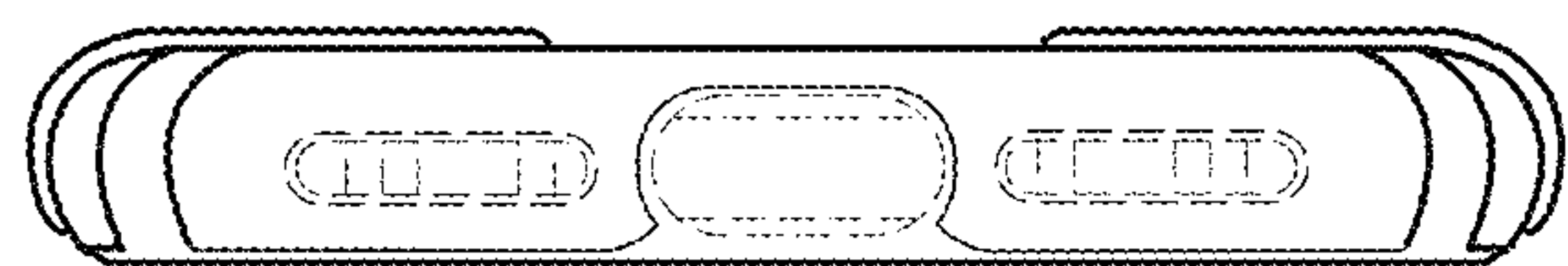


Fig. 5

Fig. 6


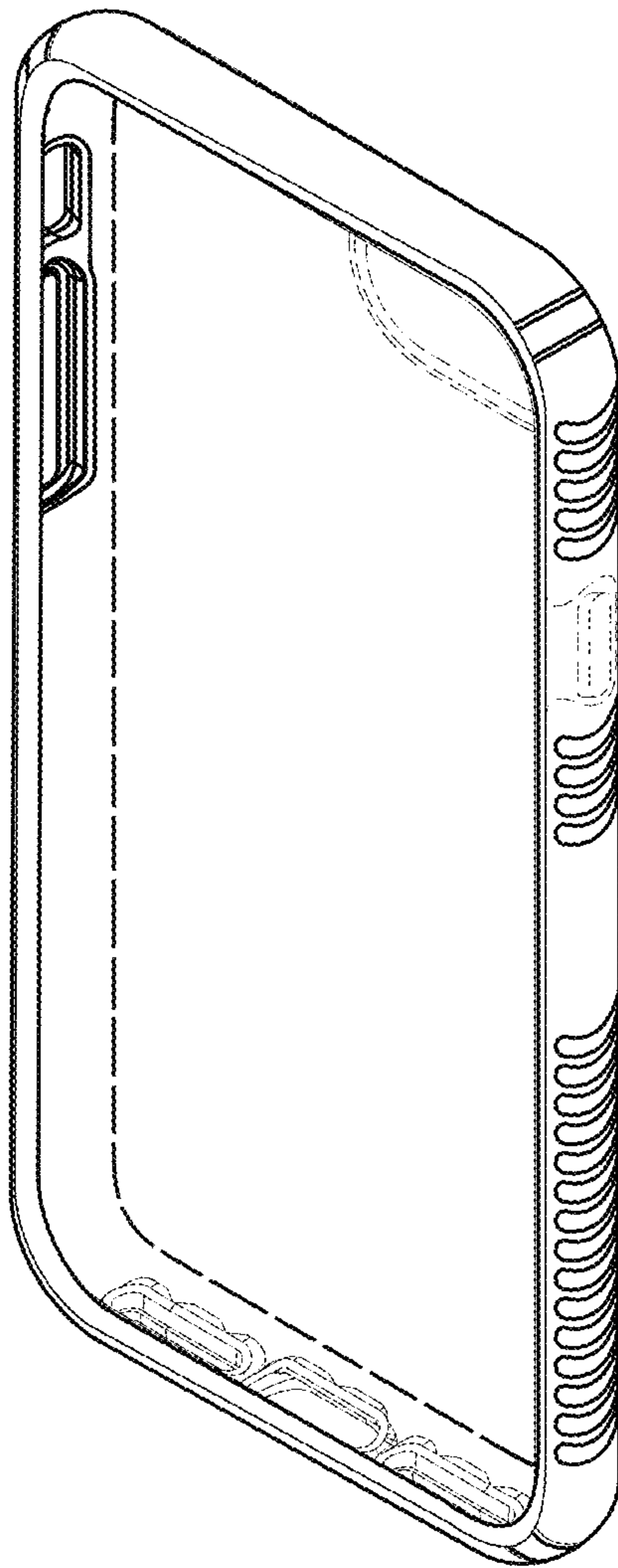


Fig. 7



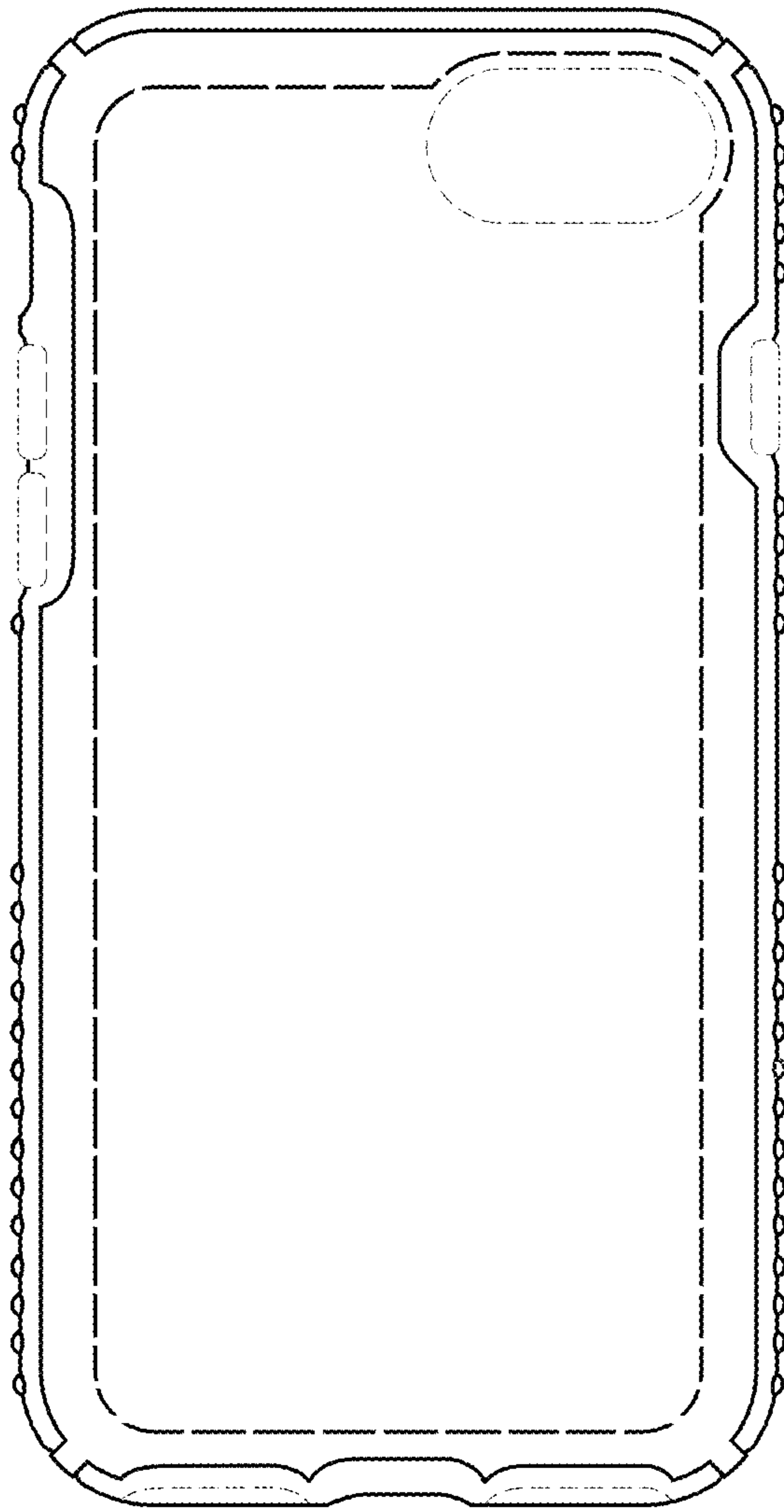


Fig. 8

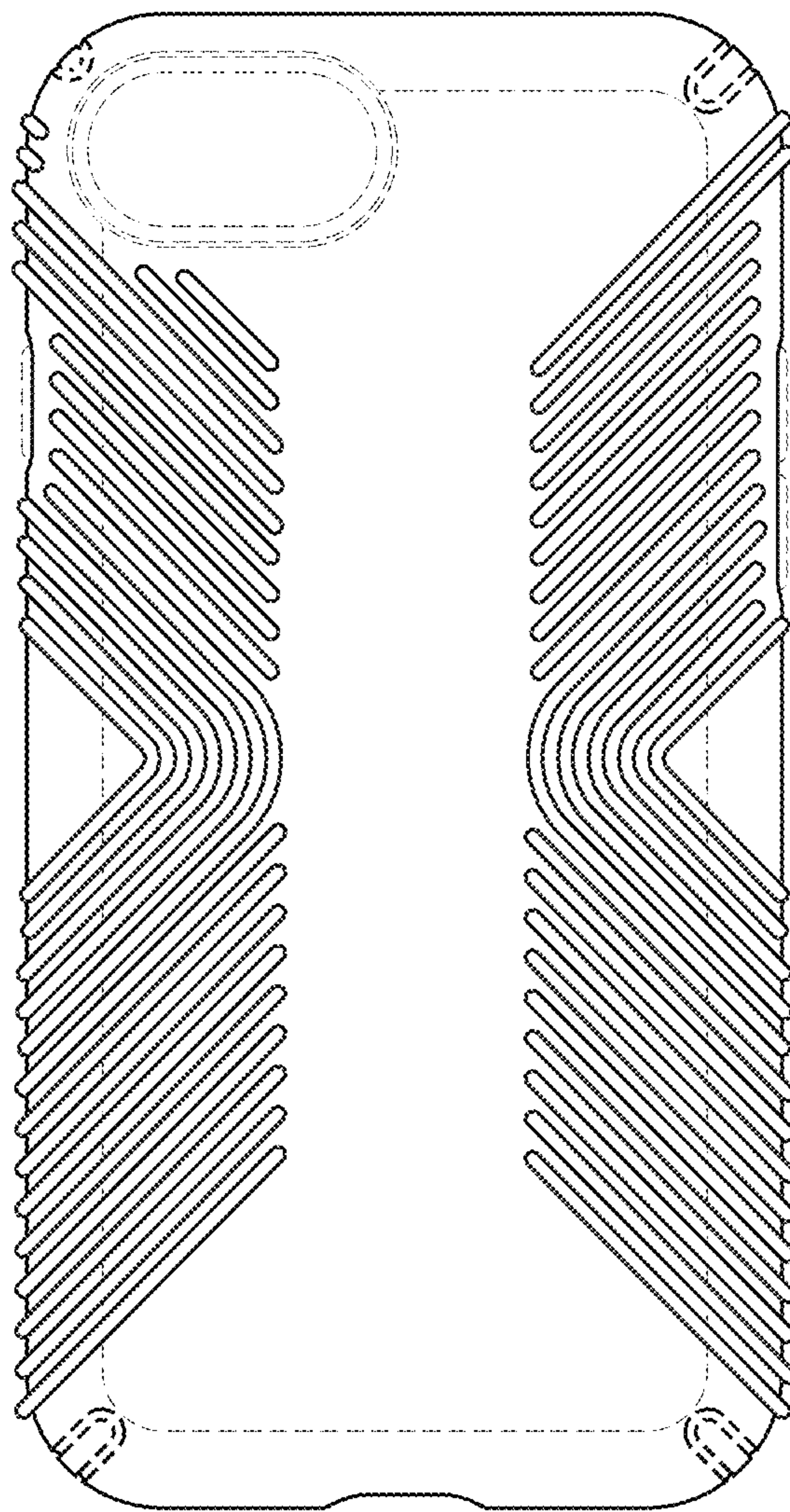
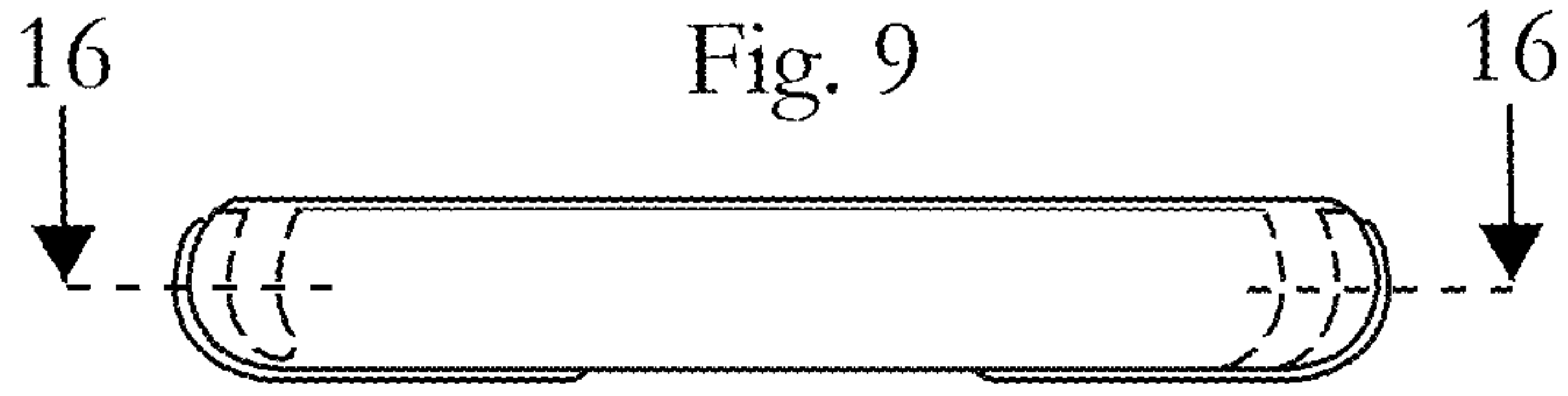


Fig. 10



Fig. 11



Fig. 12

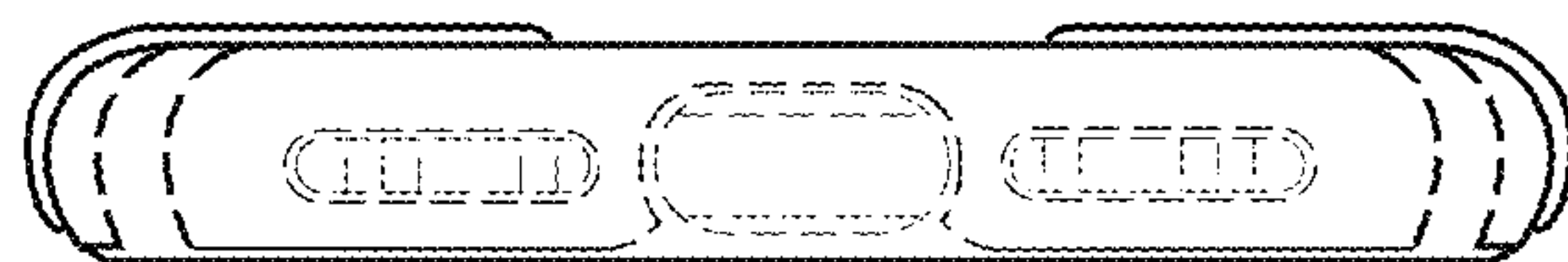


Fig. 13

Fig. 14


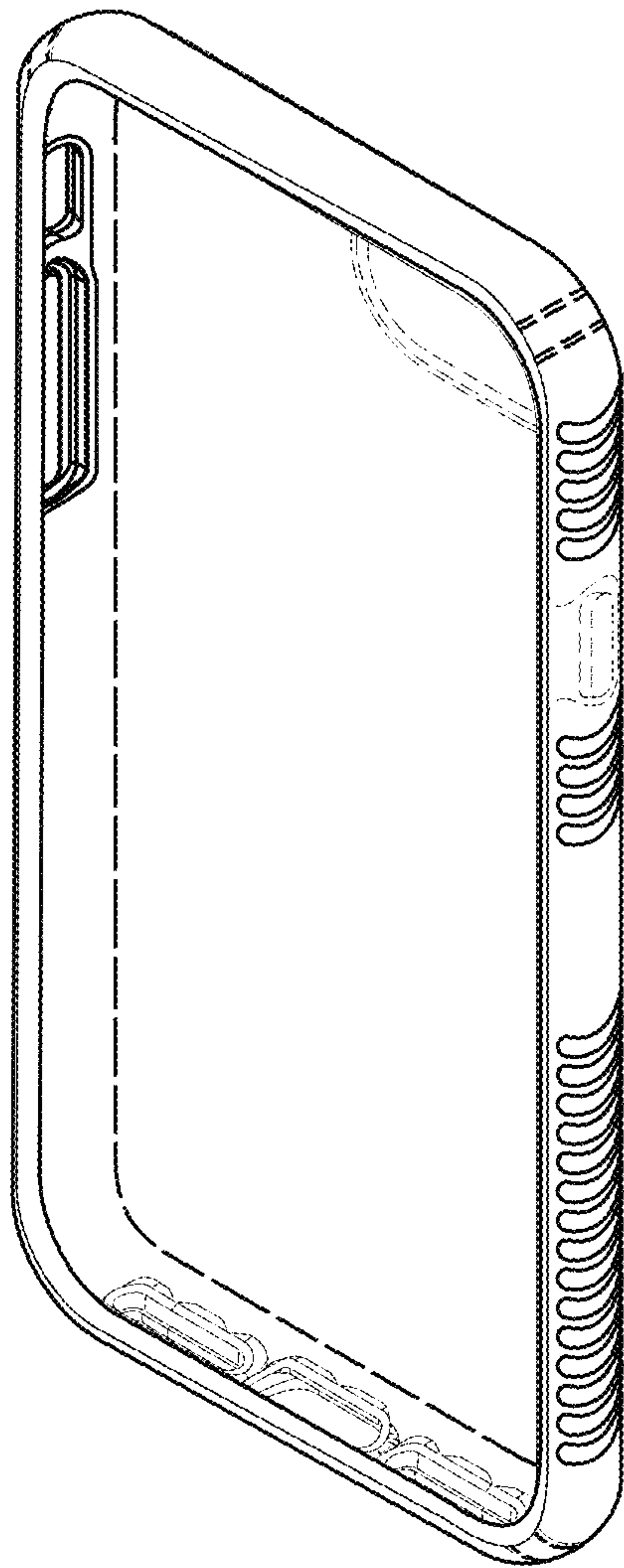


Fig. 15



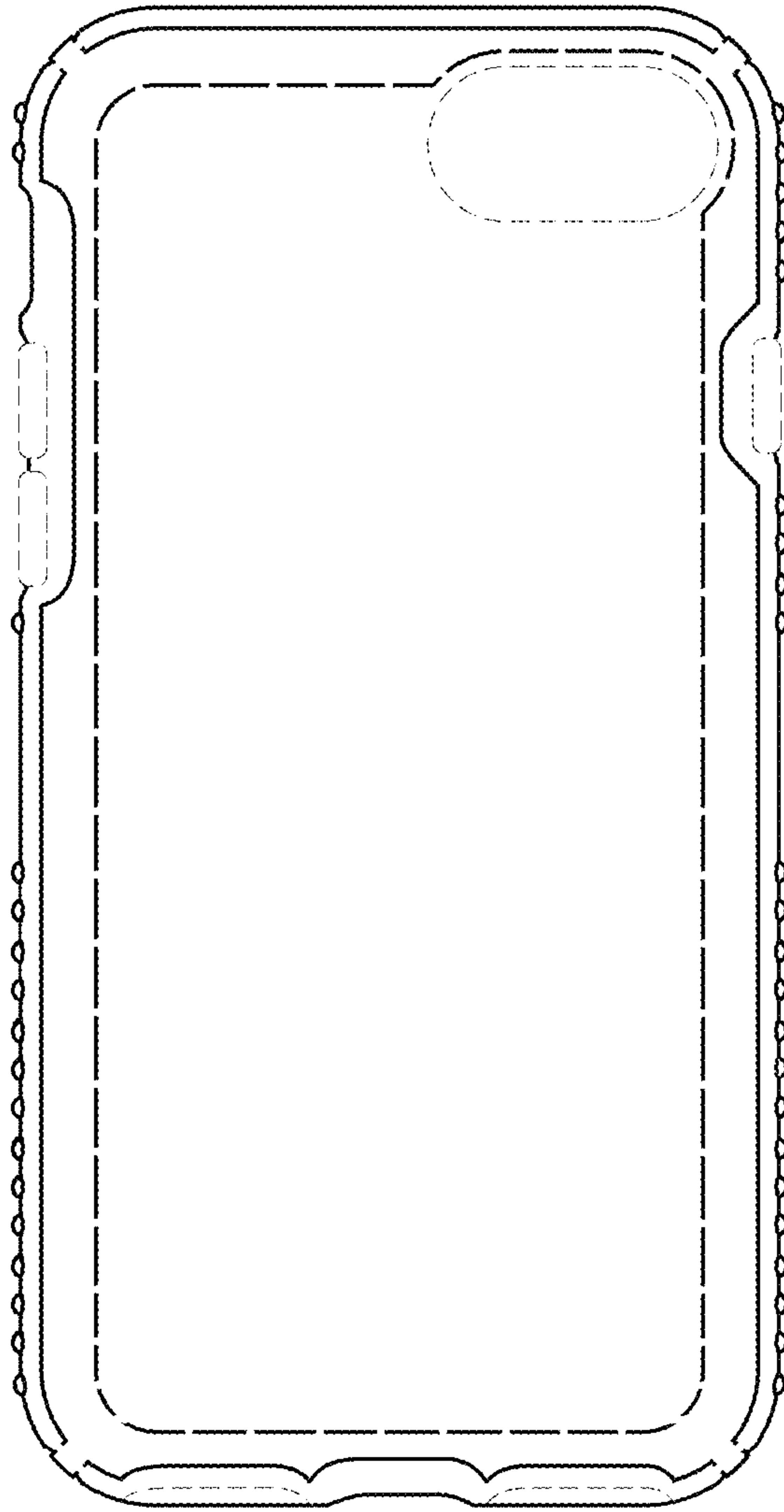


Fig. 16