



US00D816642S

(12) **United States Design Patent** (10) **Patent No.:** **US D816,642 S**  
**Pars Benli et al.** (45) **Date of Patent:** **\*\* May 1, 2018**

(54) **ANTENNA FOR A CARD**

(56) **References Cited**

(71) Applicant: **Myruns Engineering Sports, S.L.**,  
Donostia (Gipuzkoa) (ES)

(72) Inventors: **Kami Pars Benli**, Donostia (ES); **Inaki Ortego Isasa**, Donostia (ES); **Xabier Garcia**, Donostia (ES); **Imanol Landa**, Donostia (ES); **Jokin Manzanos**, Donostia (ES)

U.S. PATENT DOCUMENTS

D689,474 S *	9/2013	Yang	.....	D14/230
D704,169 S *	5/2014	Forster	.....	D14/230
D710,833 S *	8/2014	Zheng	.....	D14/230
D775,611 S *	1/2017	Forster	.....	D14/230
D780,722 S *	3/2017	Forster	.....	D14/230
D786,839 S *	5/2017	Zheng	.....	D14/230
D788,083 S *	5/2017	Zheng	.....	D14/230
2004/0222936 A1 *	11/2004	Hung	.....	H01Q 1/38 343/795
2016/0019452 A1 *	1/2016	Forster	.....	H01Q 1/2225 235/492

(73) Assignee: **Myruns Engineering Sports, S.L.** (ES)

(\*\*) Term: **15 Years**

\* cited by examiner

(21) Appl. No.: **29/578,563**

*Primary Examiner* — John Windmuller

*Assistant Examiner* — Benjamin M Weeks

(22) Filed: **Sep. 22, 2016**

(74) *Attorney, Agent, or Firm* — Hayes Soloway PC

(30) **Foreign Application Priority Data**

Mar. 23, 2016 (EM) ..... 003038900-0001

(51) **LOC (11) Cl.** ..... **14-03**

(52) **U.S. Cl.**  
USPC ..... **D14/230**

(58) **Field of Classification Search**  
USPC ..... D5/15, 25, 29; D12/42-43; D14/138,  
D14/230-238.1, 299, 358  
CPC ..... H01Q 7/00; H01Q 13/10; H01L 33/486;  
H01L 23/02; H05K 5/00; F16L 3/2235;  
F16L 3/227; Y10T 403/7141

See application file for complete search history.

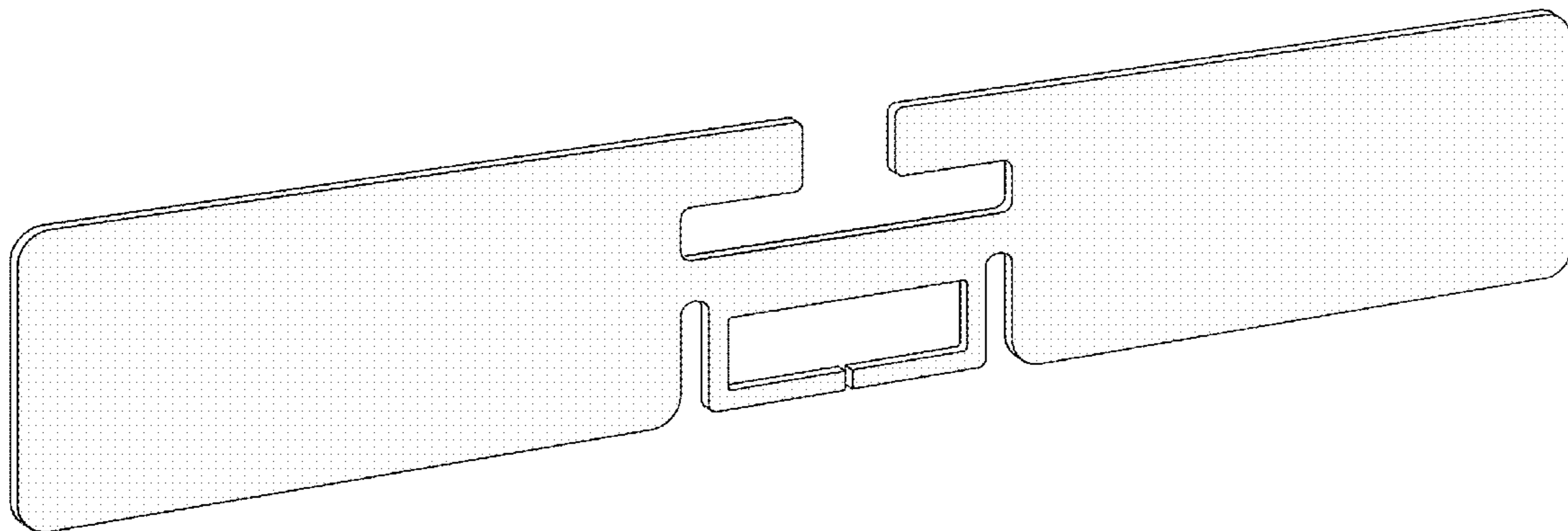
(57) **CLAIM**

We claim the ornamental design for an antenna for a card, as shown and described.

**DESCRIPTION**

FIG. 1 is a top perspective view of the antenna for a card showing our new design;  
FIG. 2 is a rear view thereof;  
FIG. 3 is a top view and a bottom view thereof;  
FIG. 4 is a front view thereof; and,  
FIG. 5 is a left side view and a right side view thereof.

**1 Claim, 2 Drawing Sheets**



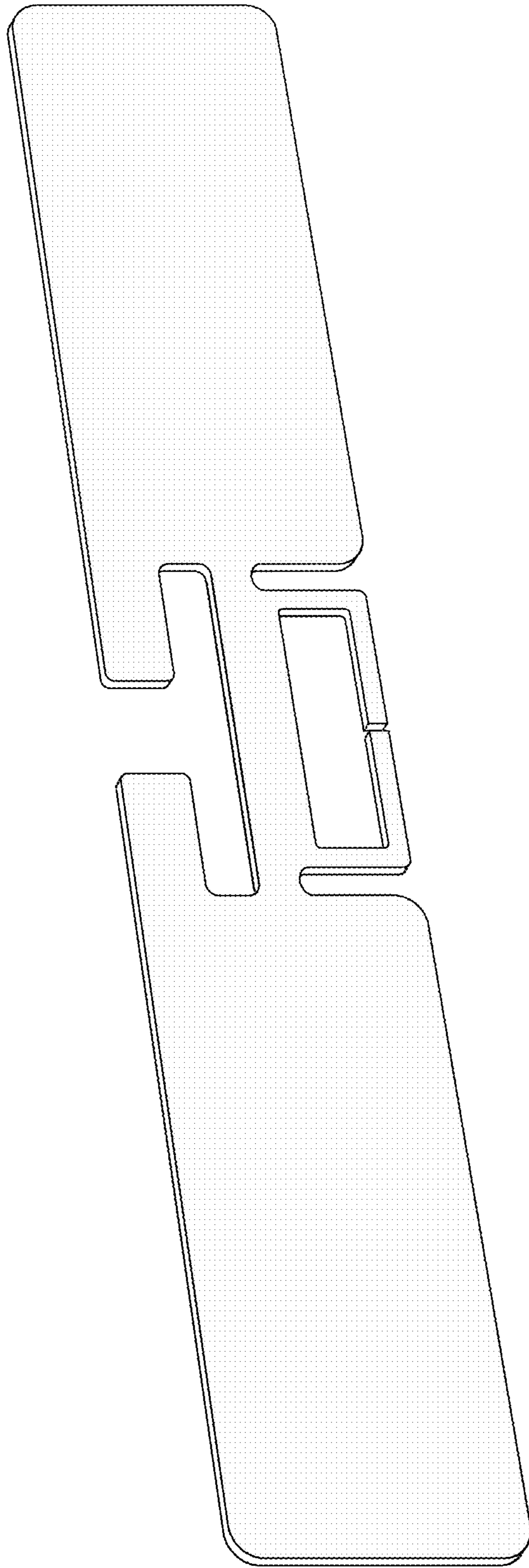
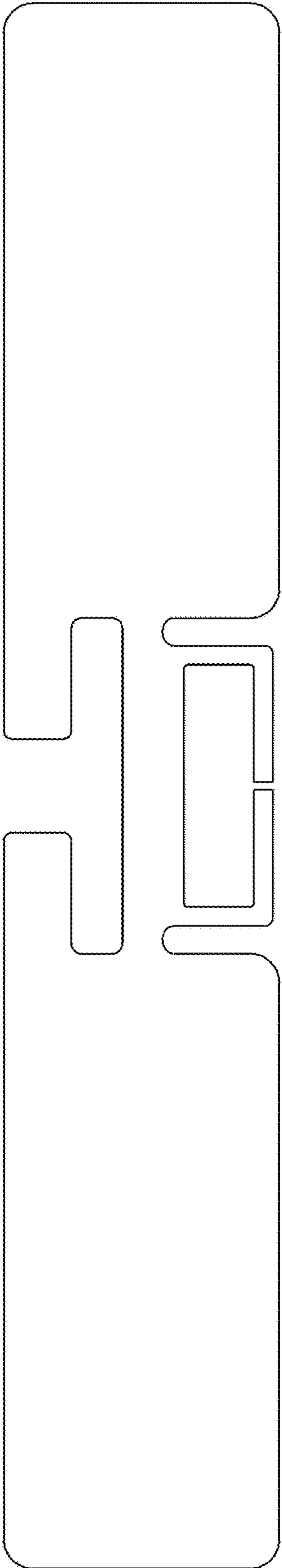


Fig. 1



**Fig. 2**



**Fig. 3**



**Fig. 4**



**Fig. 5**