

US00D816594S

(12) **United States Design Patent**
Yamaoka

(10) **Patent No.:** **US D816,594 S**

(45) **Date of Patent:** **** May 1, 2018**

(54) **TIRE FOR AUTOMOBILE**

(71) Applicant: **Sumitomo Rubber Industries, Ltd.**,
Kobe-shi, Hyogo (JP)

(72) Inventor: **Hiroshi Yamaoka**, Kobe (JP)

(73) Assignee: **SUMITOMO RUBBER INDUSTRIES, LTD.**, Kobe-Shi, Hyogo (JP)

(**) Term: **15 Years**

(21) Appl. No.: **29/595,637**

(22) Filed: **Mar. 1, 2017**

(30) **Foreign Application Priority Data**

Jan. 20, 2017 (JP) 2017-000892

(51) **LOC (11) Cl.** **12-15**

(52) **U.S. Cl.**
USPC **D12/588**

(58) **Field of Classification Search**
USPC D12/586, 587, 588, 589, 590, 594, 600,
D12/601
CPC B60C 2011/0388; B60C 11/04
See application file for complete search history.

(56) **References Cited**

U.S. PATENT DOCUMENTS

D427,551 S * 7/2000 Weber D12/588
D458,897 S * 6/2002 Weber D12/588

D624,874 S * 10/2010 Kiwaki D12/588
D628,956 S * 12/2010 Janesh D12/588
D701,487 S * 3/2014 Ebel D12/588
D736,144 S * 8/2015 Ebel D12/588
D757,642 S * 5/2016 Kwak D12/588
D758,292 S * 6/2016 Kristen D12/586

* cited by examiner

Primary Examiner — Robert M. Spear

(74) *Attorney, Agent, or Firm* — Birch, Stewart, Kolasch & Birch, LLP

(57) **CLAIM**

The ornamental design for a tire for automobile, as shown and described.

DESCRIPTION

FIG. 1 is a front perspective view of a tire for automobile showing my new design;
FIG. 2 is a front view thereof;
FIG. 3 is a left side view thereof;
FIG. 4 is a rear view thereof;
FIG. 5 is a right side view thereof;
FIG. 6 is a bottom view thereof;
FIG. 7 is a top view thereof; and,
FIG. 8 is a partial enlarged view of FIG. 2.

1 Claim, 8 Drawing Sheets






FIG. 1




FIG. 2




FIG. 3




FIG. 4




FIG. 5




FIG. 6




FIG. 7




FIG. 8