



US00D816573S

(12) **United States Design Patent**
Ma et al.

(10) **Patent No.:** **US D816,573 S**

(45) **Date of Patent:** **** May 1, 2018**

(54) **DOOR PANEL BODY**

(71) Applicant: **Beijing CHJ Automotive Technology Co., Ltd., Beijing (CN)**

(72) Inventors: **Donghui Ma, Beijing (CN); Ruiwen Zhang, Beijing (CN)**

(73) Assignee: **Beijing CHJ Automotive Technology Co., Ltd., Beijing (CN)**

(**) Term: **15 Years**

(21) Appl. No.: **29/604,091**

(22) Filed: **May 15, 2017**

(30) **Foreign Application Priority Data**

Feb. 24, 2017 (CN) 2017 3 0050595

(51) **LOC (11) Cl.** **12-16**

(52) **U.S. Cl.**
USPC **D12/195**

(58) **Field of Classification Search**
USPC D12/195.193, 414, 190, 196; D15/28,
D15/196, 17; D10/46, 98, 102-103;
D8/302-303

CPC B60J 5/04; B60N 2/466; B60N 2/4693;
B60R 13/0243

See application file for complete search history.

(56) **References Cited**

U.S. PATENT DOCUMENTS

D720,267 S * 12/2014 Norman D12/195
D721,023 S * 1/2015 Wiedeman D12/195

D722,933 S * 2/2015 Ishikawa D12/195
D743,863 S * 11/2015 Finney D12/195
D761,176 S * 7/2016 Sandys D12/195
D763,757 S * 8/2016 Buffery D12/195
D768,042 S * 10/2016 Lee D12/195
D783,481 S * 4/2017 Yamamoto D12/195
D784,882 S * 4/2017 Lee D12/195
D784,883 S * 4/2017 Lee D12/195
D801,899 S * 11/2017 Watkin D12/195
D807,267 S * 1/2018 Higashimori D12/195

* cited by examiner

Primary Examiner — Katrina A Betton

(74) *Attorney, Agent, or Firm* — Shumaker & Sieffert, P.A.

(57) **CLAIM**

The ornamental design for a door panel body, as shown and described.

DESCRIPTION

FIG. 1 is a front view of the door panel body, showing our new design;

FIG. 2 is a perspective view of the door panel body;

FIG. 3 is another perspective view of the door panel body;

FIG. 4 is a right view of the door panel body;

FIG. 5 is a left view of the door panel body;


FIG. 6 is a top view of the door panel body;

FIG. 7 is a body view of the door panel body; and,

FIG. 8 is a rear view of the door panel body.

Any shading and cross-hatching are not features of the design but are utilized to illustrate the surface contours of the door panel body design in the drawings.

1 Claim, 6 Drawing Sheets



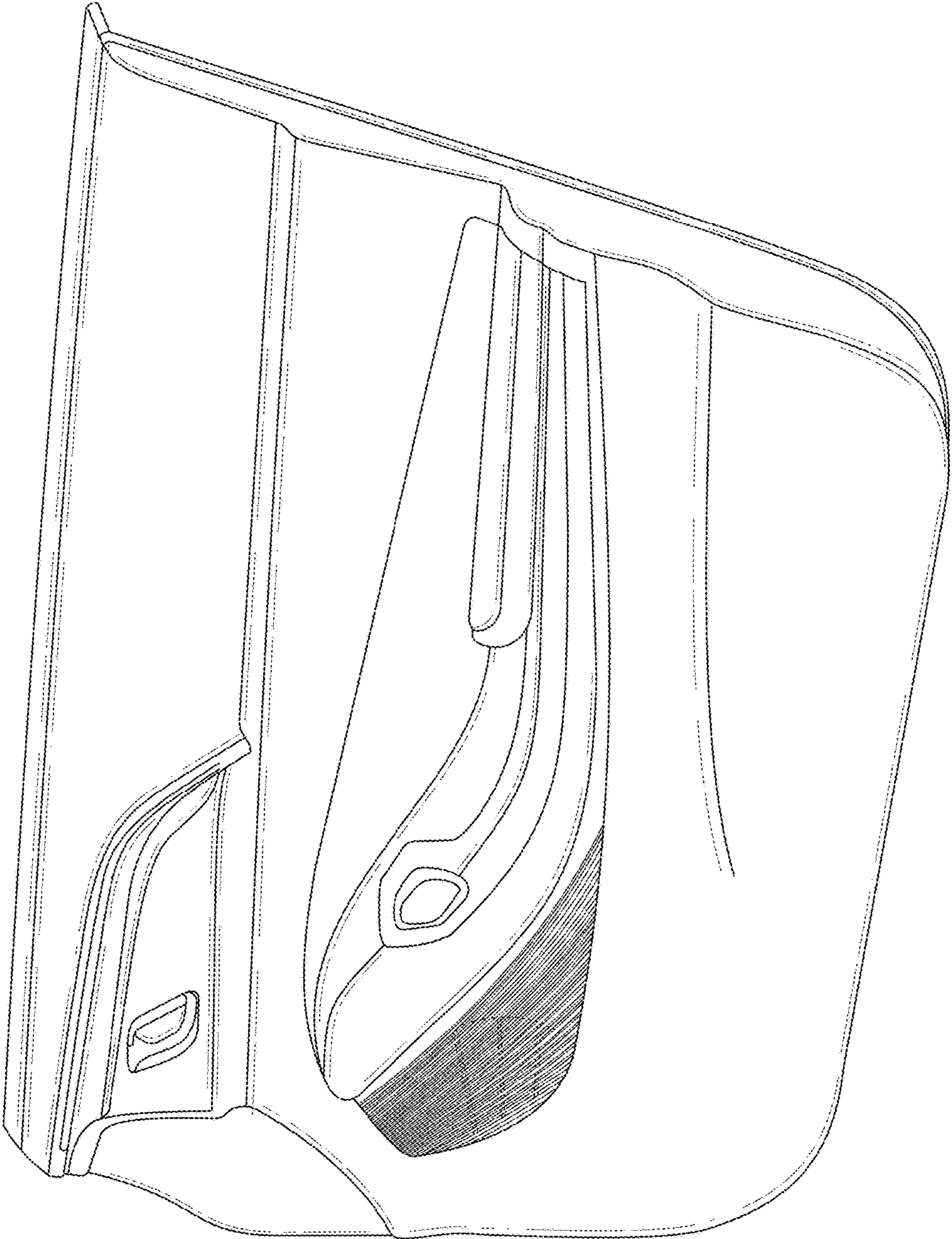


FIG. 1

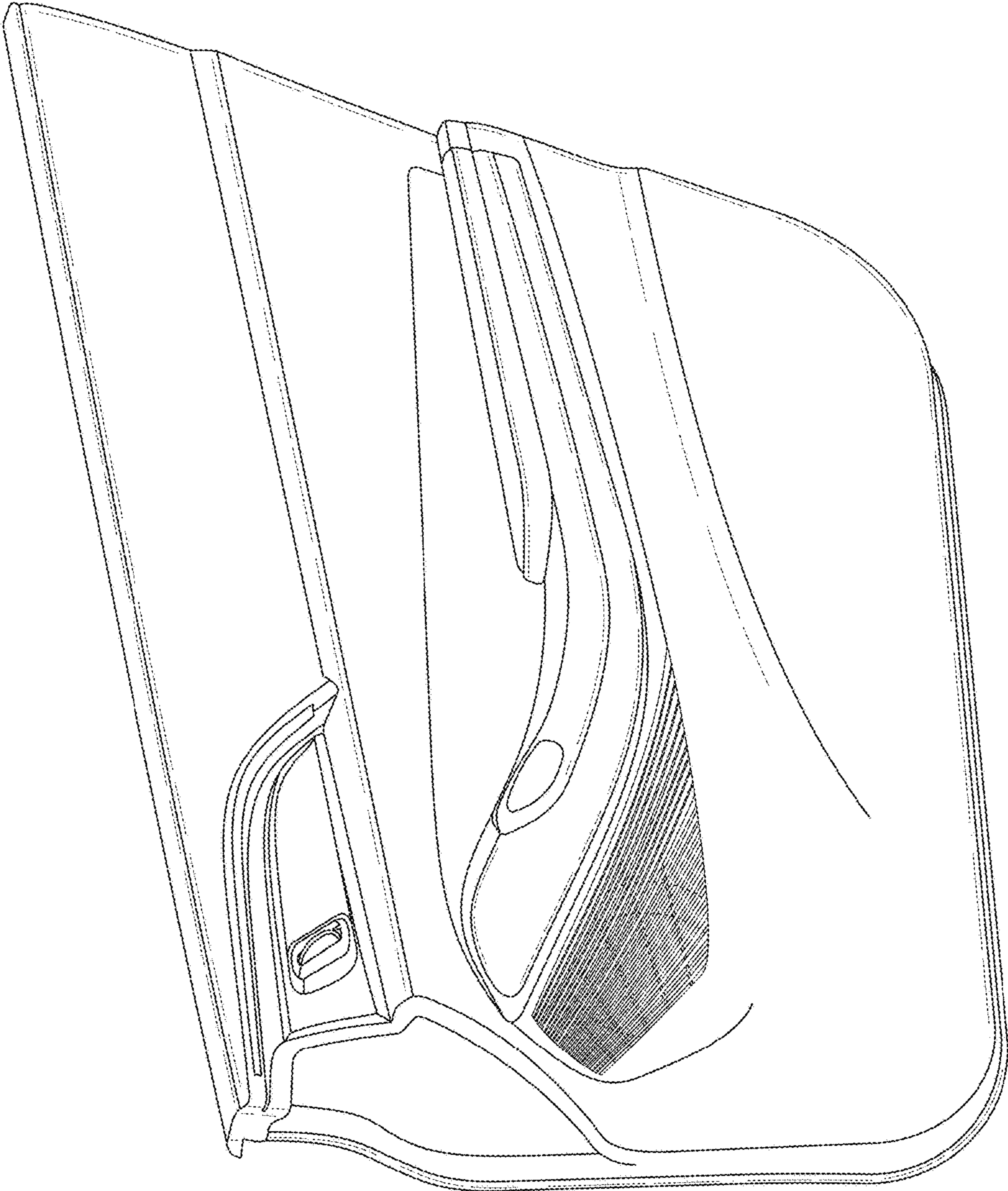


FIG. 2

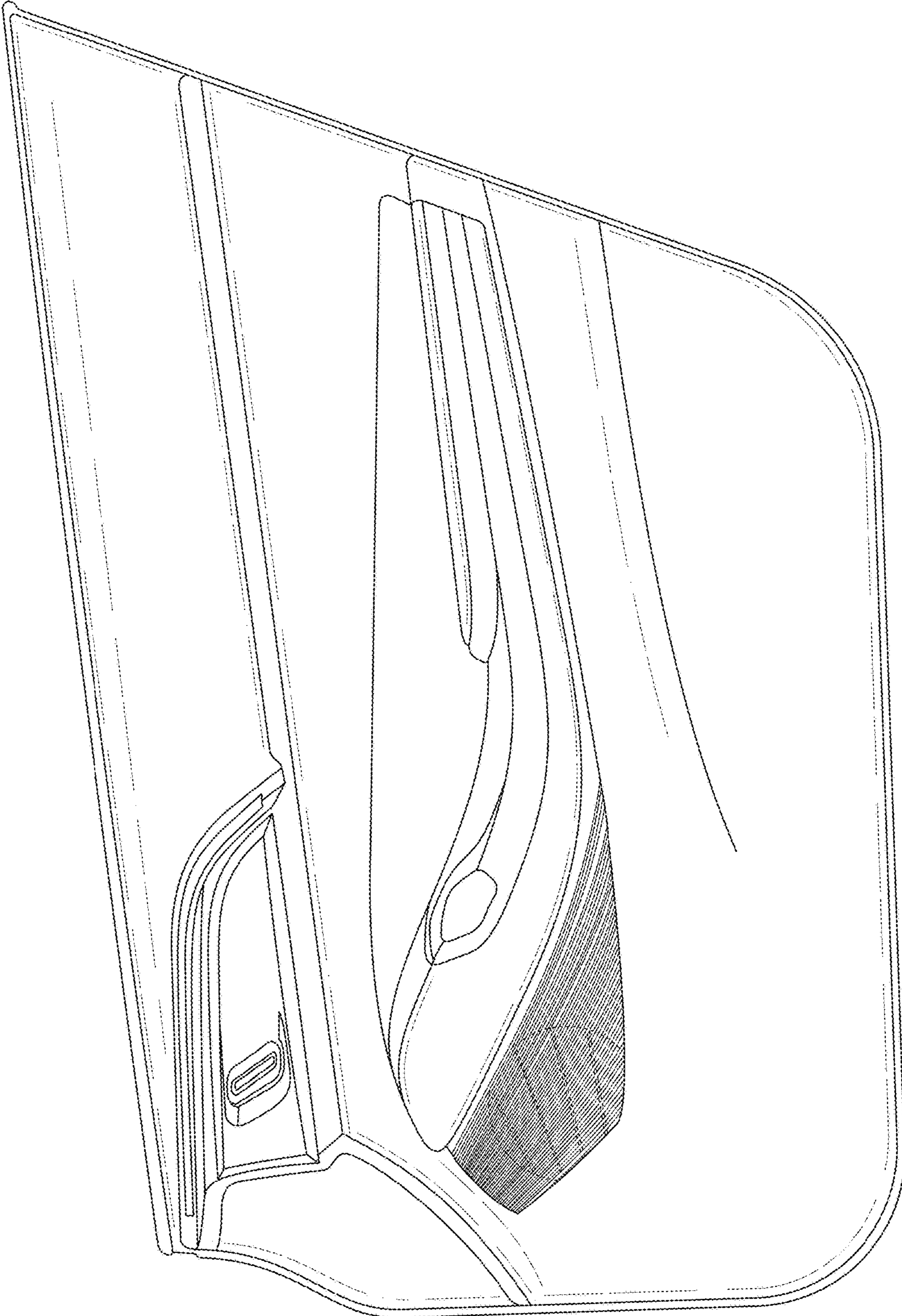


FIG. 3




FIG. 5




FIG. 4

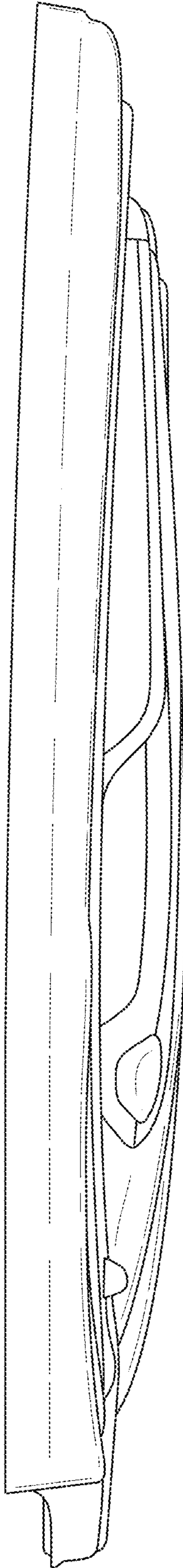


FIG. 6

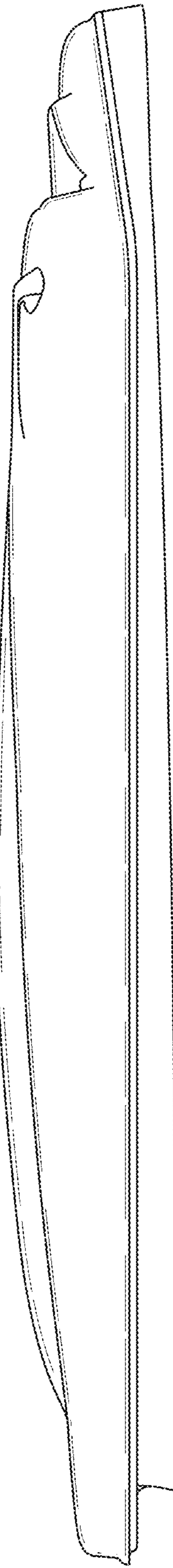


FIG. 7

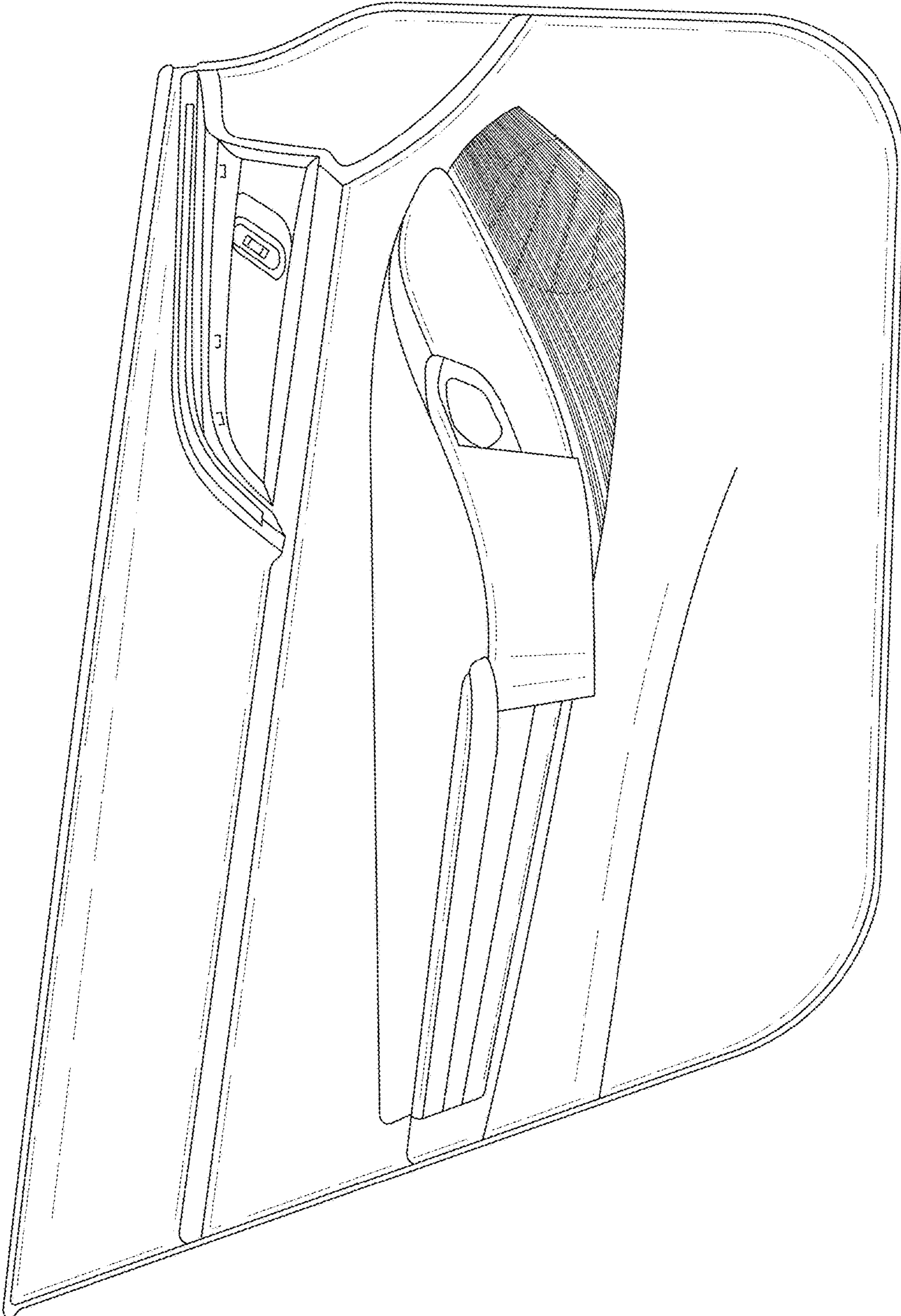


FIG. 8