



US00D816549S

(12) **United States Design Patent** (10) **Patent No.:** **US D816,549 S**
Iparraguirre (45) **Date of Patent:** **** May 1, 2018**

(54) **MOTOR COACH**
(71) Applicant: **S. Coop Irizar**, Ormaiztegi (Guipuzcoa) (ES)
(72) Inventor: **Pedro Urteaga Iparraguirre**, Ormaiztegi (ES)
(73) Assignee: **S. COOP IRIZAR**, Ormaiztegi (Guipuzcoa) (ES)
(**) Term: **15 Years**
(21) Appl. No.: **29/585,671**
(22) Filed: **Nov. 28, 2016**
(30) **Foreign Application Priority Data**

D305,623 S * 1/1990 Gallitzendoerfer D12/84
D345,120 S * 3/1994 Normand, Jr. D12/84
D376,562 S * 12/1996 Sealy D12/84
5,669,307 A * 9/1997 Cichy B61B 1/02
104/28
D442,888 S * 5/2001 Papke D12/84
D503,126 S * 3/2005 Papke D12/84
D531,933 S * 11/2006 Delamour D12/84
D537,755 S * 3/2007 Toth D12/84
D617,236 S * 6/2010 Counts D12/84
D637,520 S * 5/2011 Kerr D12/84
D642,092 S * 7/2011 Wiens D12/84
D704,595 S * 5/2014 Streicher D12/84
D714,187 S * 9/2014 Lian D12/84
D717,210 S * 11/2014 Wang D12/84
D718,659 S * 12/2014 Lin D12/84
D721,297 S * 1/2015 Zhang D12/84
D721,298 S * 1/2015 Li D12/84
2009/0224570 A1 * 9/2009 Haswell B62D 31/04
296/178
2012/0161469 A1 * 6/2012 Kerr B62D 47/02
296/178

Oct. 5, 2016 (EM) 003406537
(51) **LOC (11) Cl.** **12-08**
(52) **U.S. Cl.**
USPC **D12/84**
(58) **Field of Classification Search**
USPC D12/82, 84, 86, 92, 100
CPC B62D 23/00; B62D 25/00; B62D 31/02;
B62D 31/04; B62D 53/062; B62D 65/00;
B60G 2202/152; B60G 2300/14; B60P
3/007; B21D 53/88
See application file for complete search history.


(56) **References Cited**
U.S. PATENT DOCUMENTS
D248,033 S * 5/1978 James D12/84
D254,609 S * 4/1980 Neal D12/84
D255,340 S * 6/1980 Flesche D12/84
D257,141 S * 9/1980 Flesche D12/84
D268,997 S * 5/1983 Dubernard D12/84
D302,802 S * 8/1989 Manning D12/84

* cited by examiner
Primary Examiner — Darlington Ly
(74) *Attorney, Agent, or Firm* — Ostrolenk Faber LLP

(57) **CLAIM**
The ornamental design for a motor coach, as shown and described.

DESCRIPTION
FIG. 1 is a top, front, and right side perspective view of a motor coach showing my new design;
FIG. 2 is a left side elevation view thereof;
FIG. 3 is a right side elevation view thereof;
FIG. 4 is a rear elevation view thereof;
FIG. 5 is a front elevation view thereof;
FIG. 6 is a top plan view thereof; and,
FIG. 7 is a top, rear, and right side perspective view thereof.

1 Claim, 6 Drawing Sheets



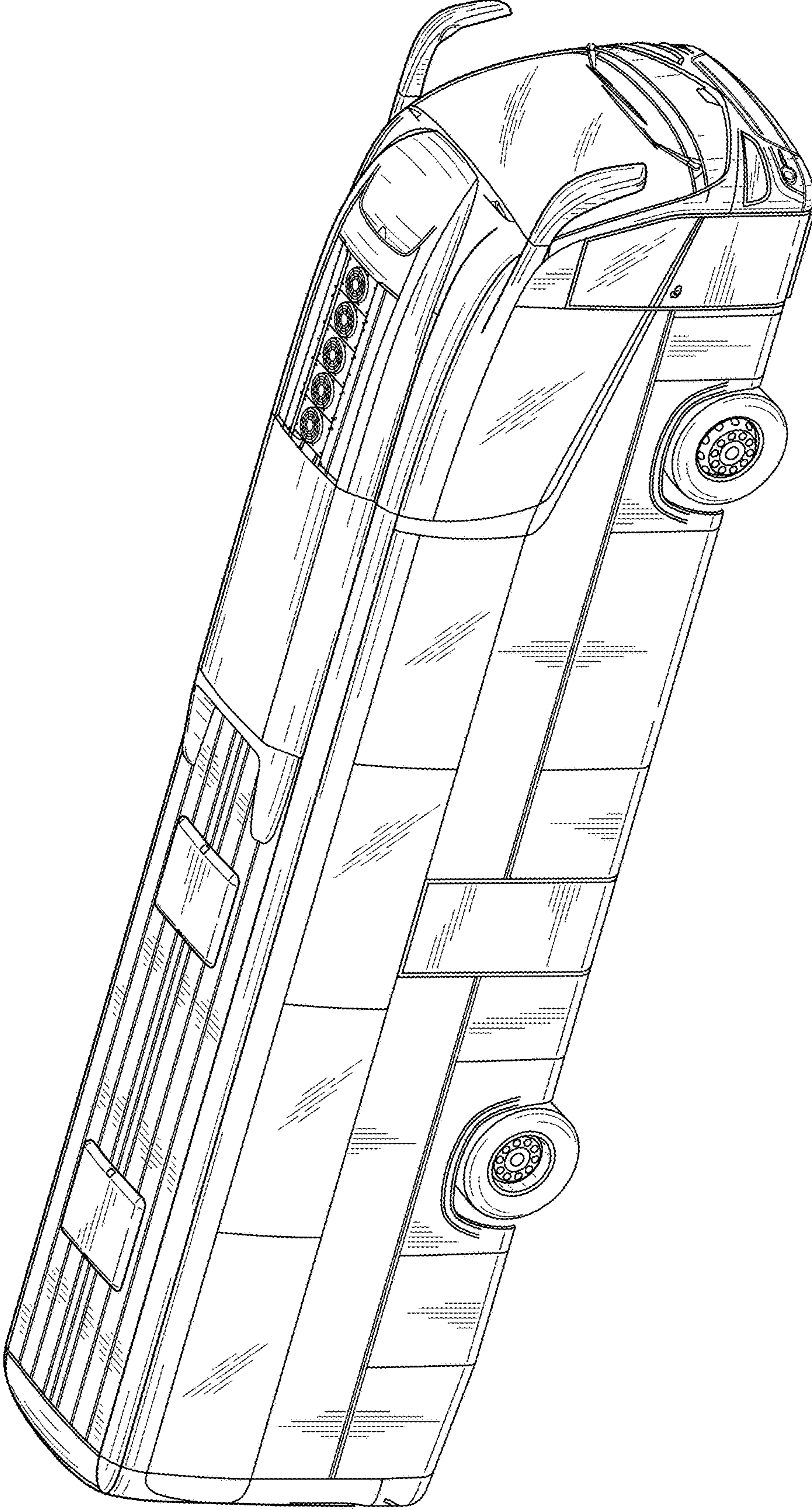


FIG. 1

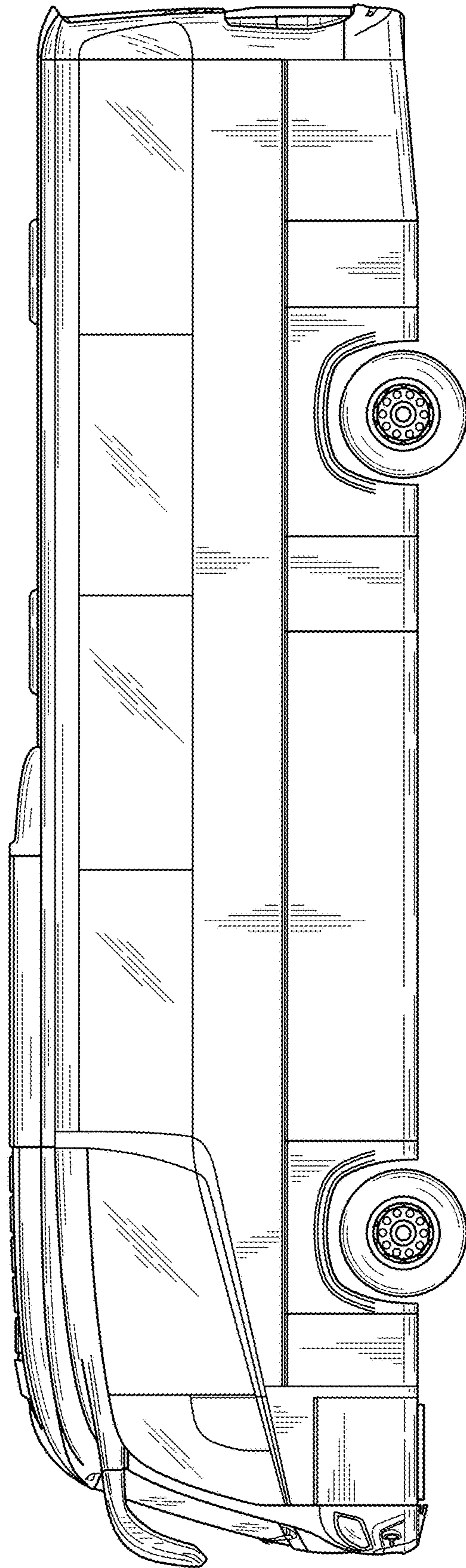


FIG. 2

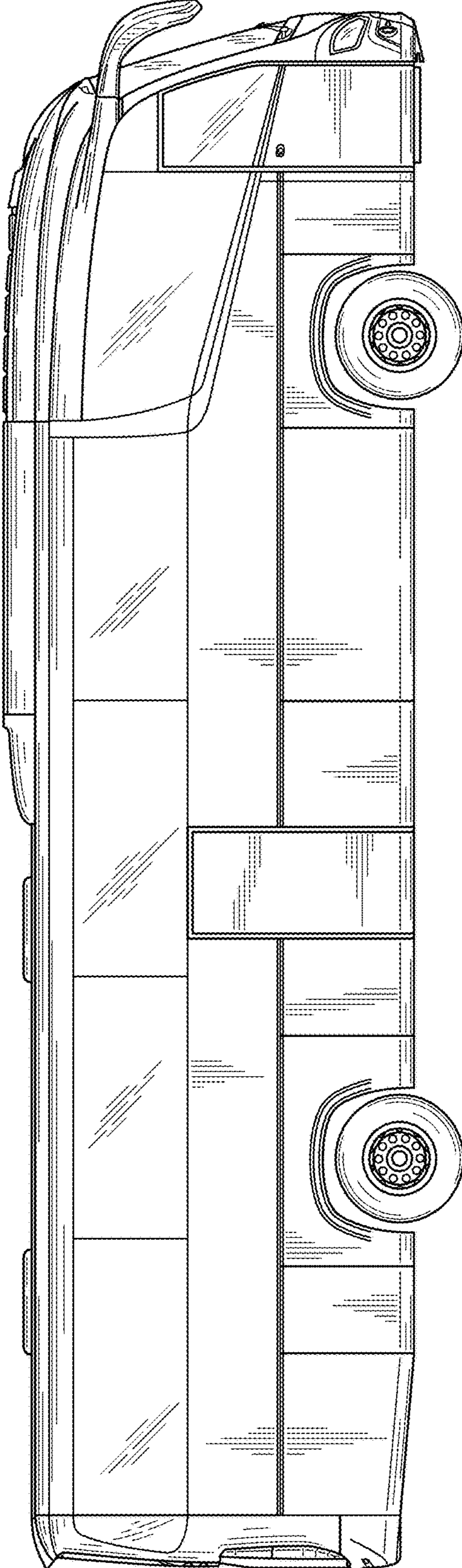


FIG. 3

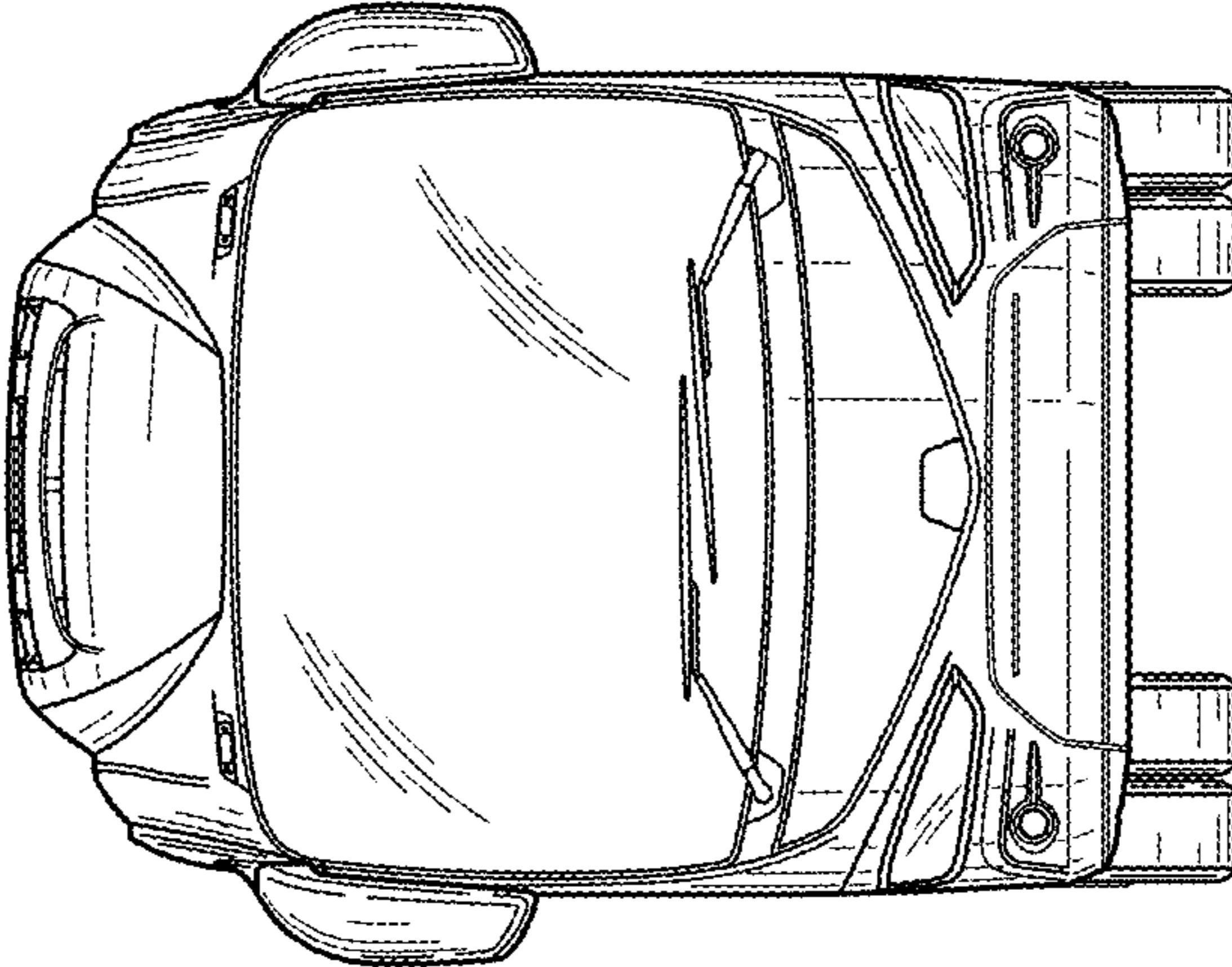


FIG. 5

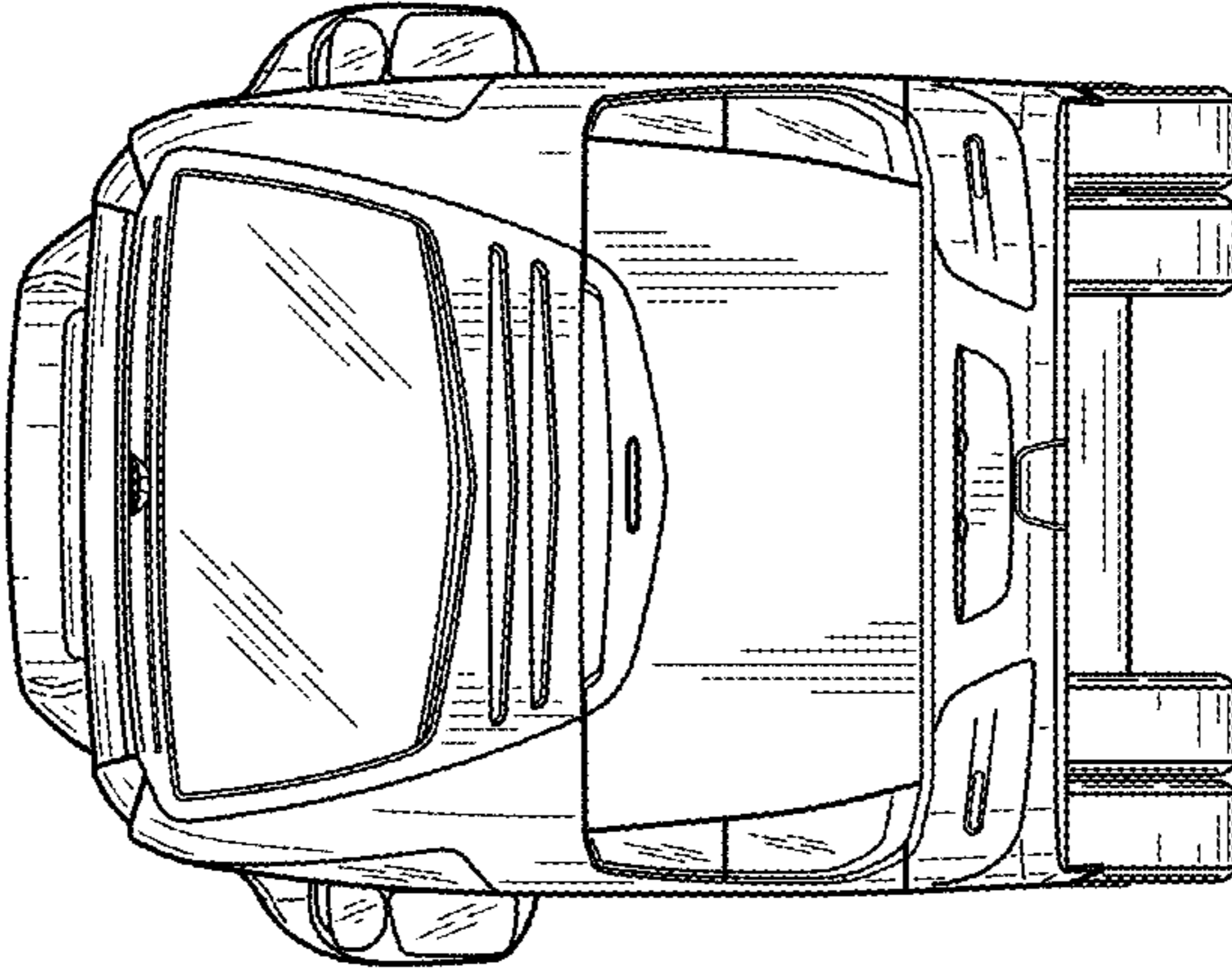


FIG. 4

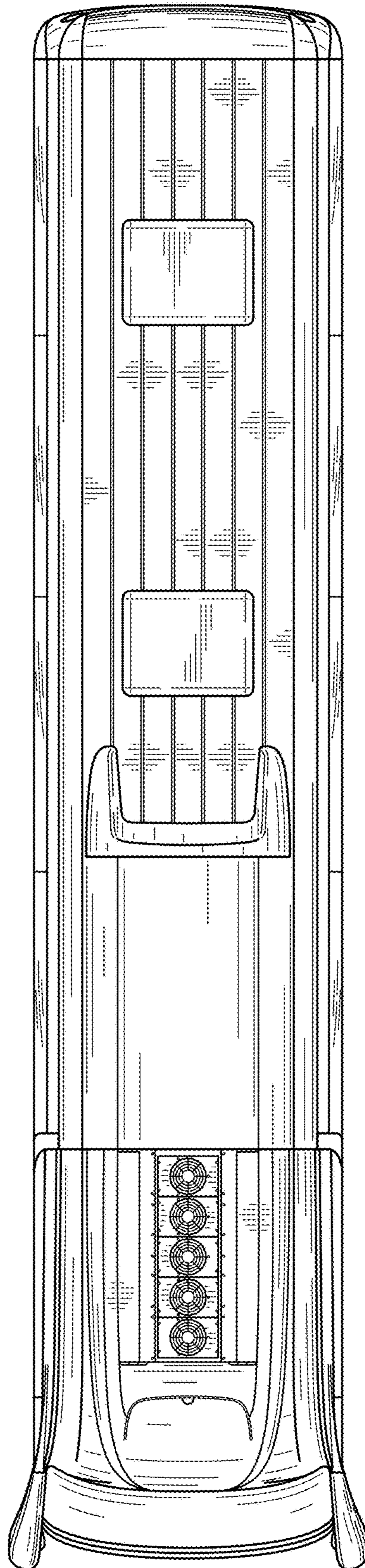


FIG. 6

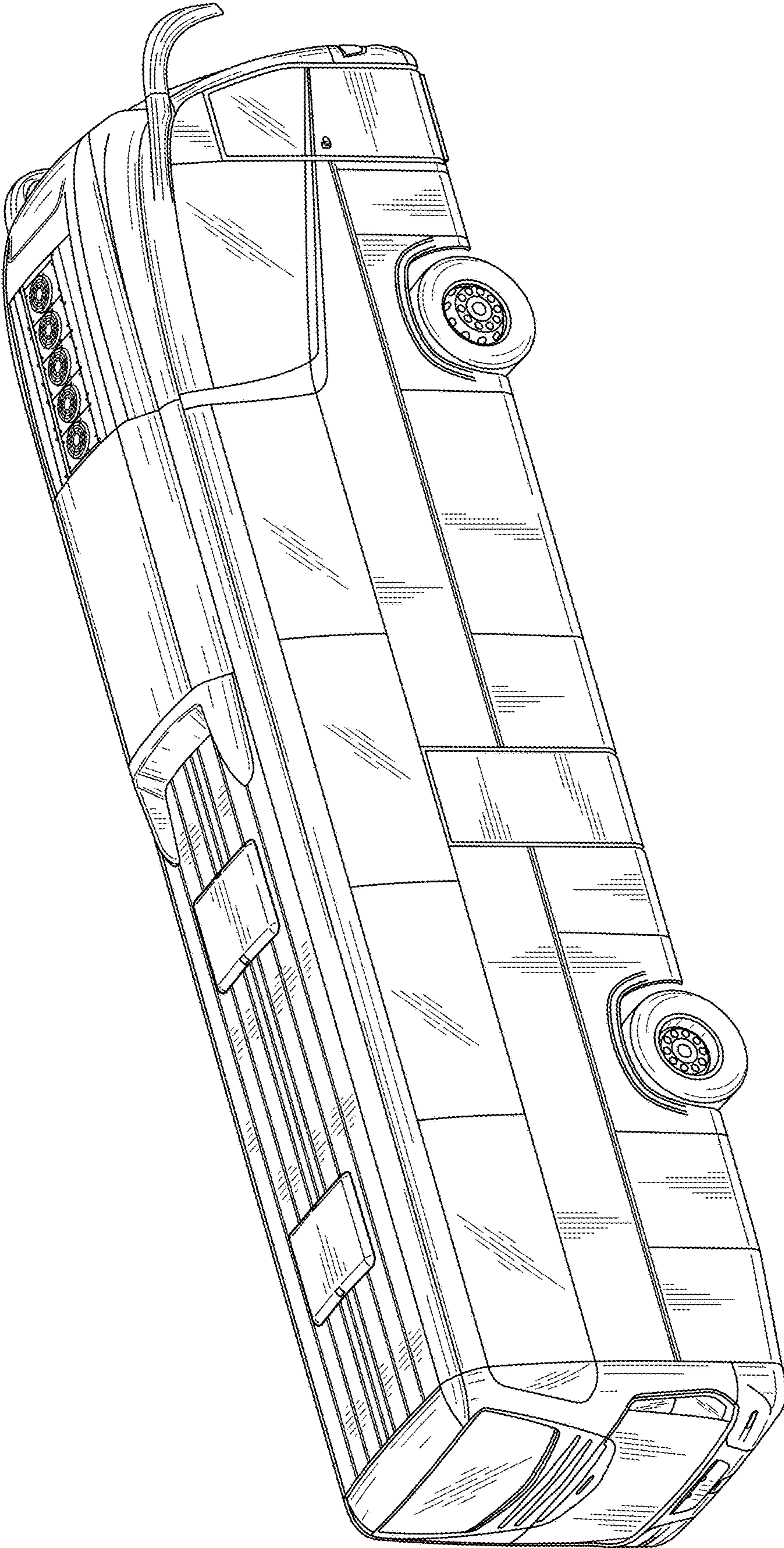


FIG. 7