



US00D816541S

(12) **United States Design Patent**
Slowinski

(10) **Patent No.:** **US D816,541 S**

(45) **Date of Patent:** **** May 1, 2018**

(54) **PRECIOUS STONE**

(71) Applicant: **Christopher Slowinski**, Lake Success,
NY (US)

(72) Inventor: **Christopher Slowinski**, Lake Success,
NY (US)

(73) Assignee: **ECNA LLC**, Great Neck, NY (US)

(**) Term: **15 Years**

(21) Appl. No.: **29/597,989**

(22) Filed: **Mar. 22, 2017**

(51) **LOC (11) Cl.** **11-01**

(52) **U.S. Cl.**
USPC **D11/90**

(58) **Field of Classification Search**
USPC D11/1-2, 26-29, 89-92; 63/26-28, 32
CPC A44C 17/00; A44C 17/01; A44C 17/005;
A44C 17/007; A44C 17/008
See application file for complete search history.

(56) **References Cited**

U.S. PATENT DOCUMENTS

D499,979 S * 12/2004 Tolkowsky D11/90
D503,652 S * 4/2005 Atlass D11/90

D674,314 S * 1/2013 Siman-Tov D11/90
D684,885 S * 6/2013 Kothari D11/90
D688,970 S * 9/2013 Rydlewicz D11/90
D704,092 S * 5/2014 Holloway A44C 17/001
D11/90
D741,214 S * 10/2015 Mezhibovsky D11/90
2014/0116088 A1* 5/2014 Weitman A44C 17/001
63/32

* cited by examiner

Primary Examiner — Ralf T Seifert

(74) *Attorney, Agent, or Firm* — Ostrolenk Faber LLP

(57) **CLAIM**

The ornamental design for a precious stone, as shown and described.

DESCRIPTION

FIG. 1 is a perspective view of a precious stone showing my new design;
FIG. 2 is a top plan view;
FIG. 3 is a bottom plan view; and,
FIG. 4 is a side elevational view, the three other sides are identical.

1 Claim, 1 Drawing Sheet

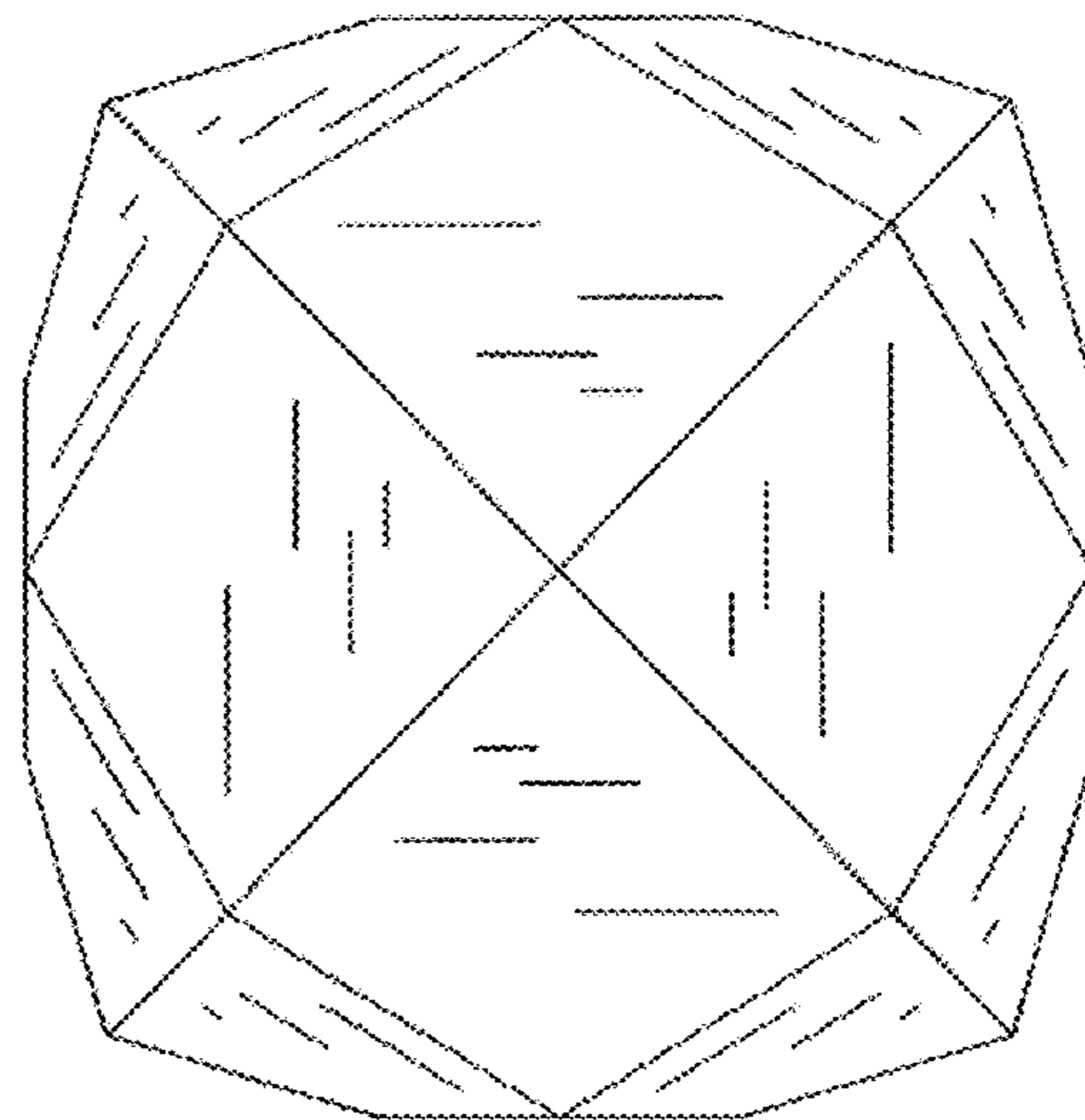



FIG. 2




FIG. 3

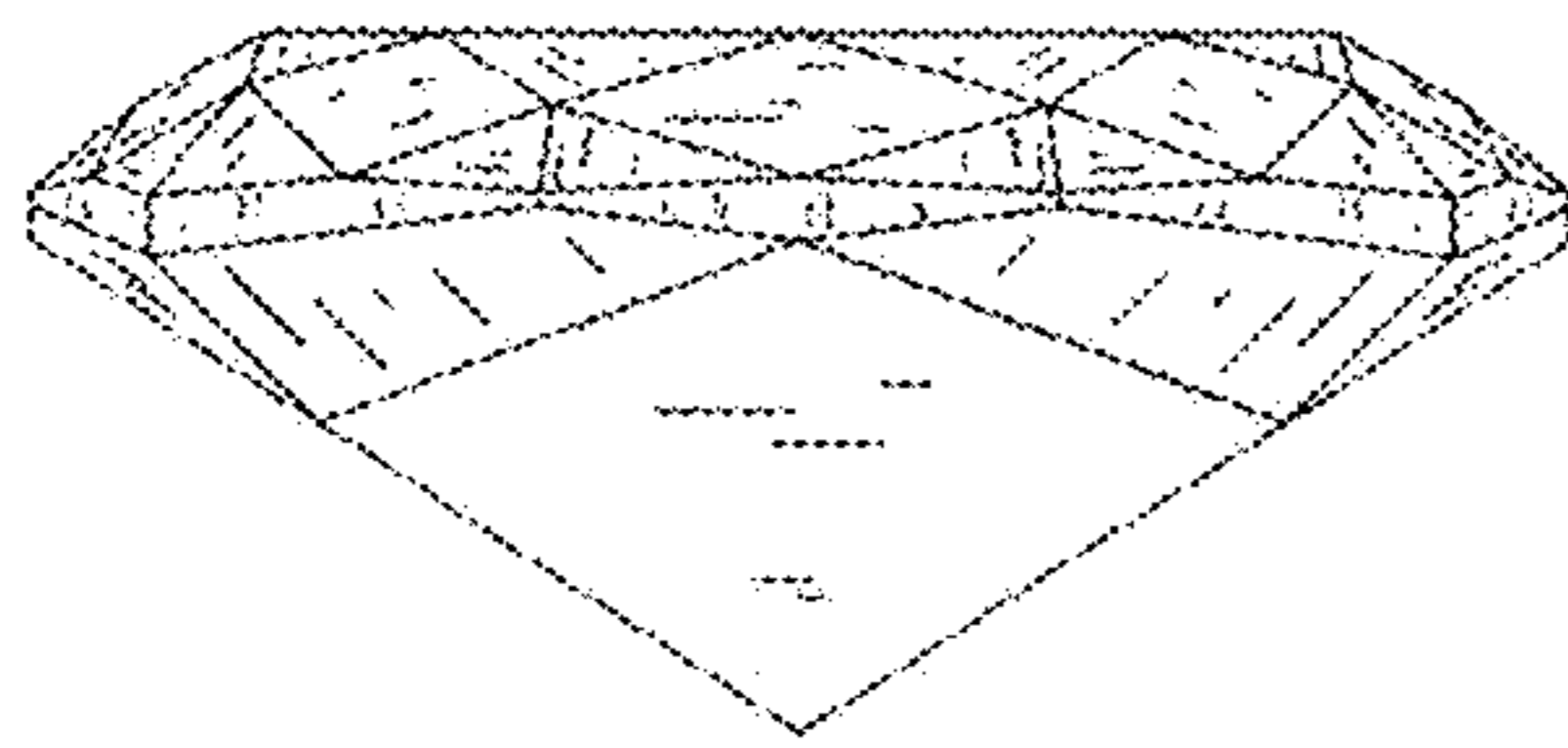
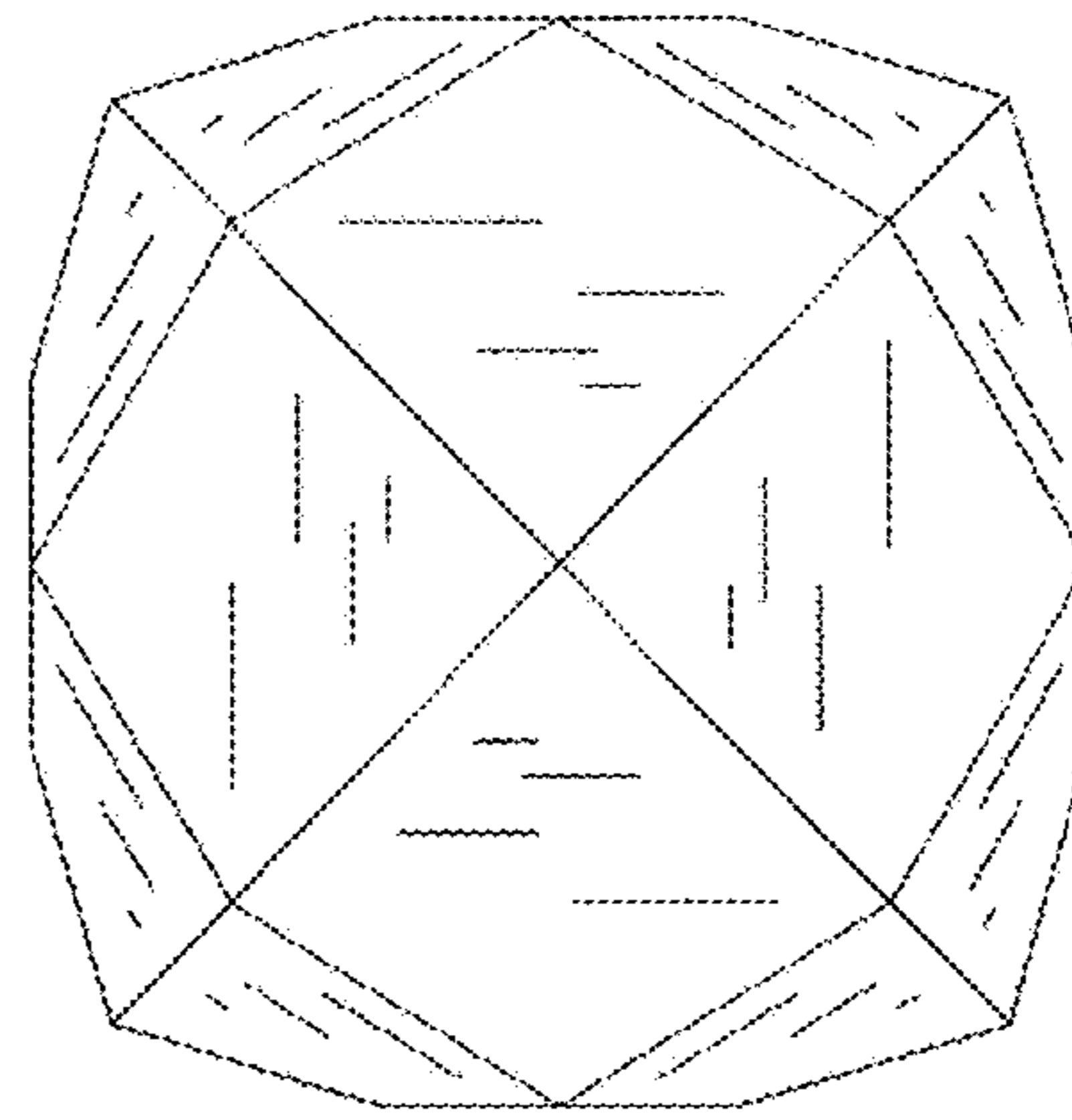


FIG. 4

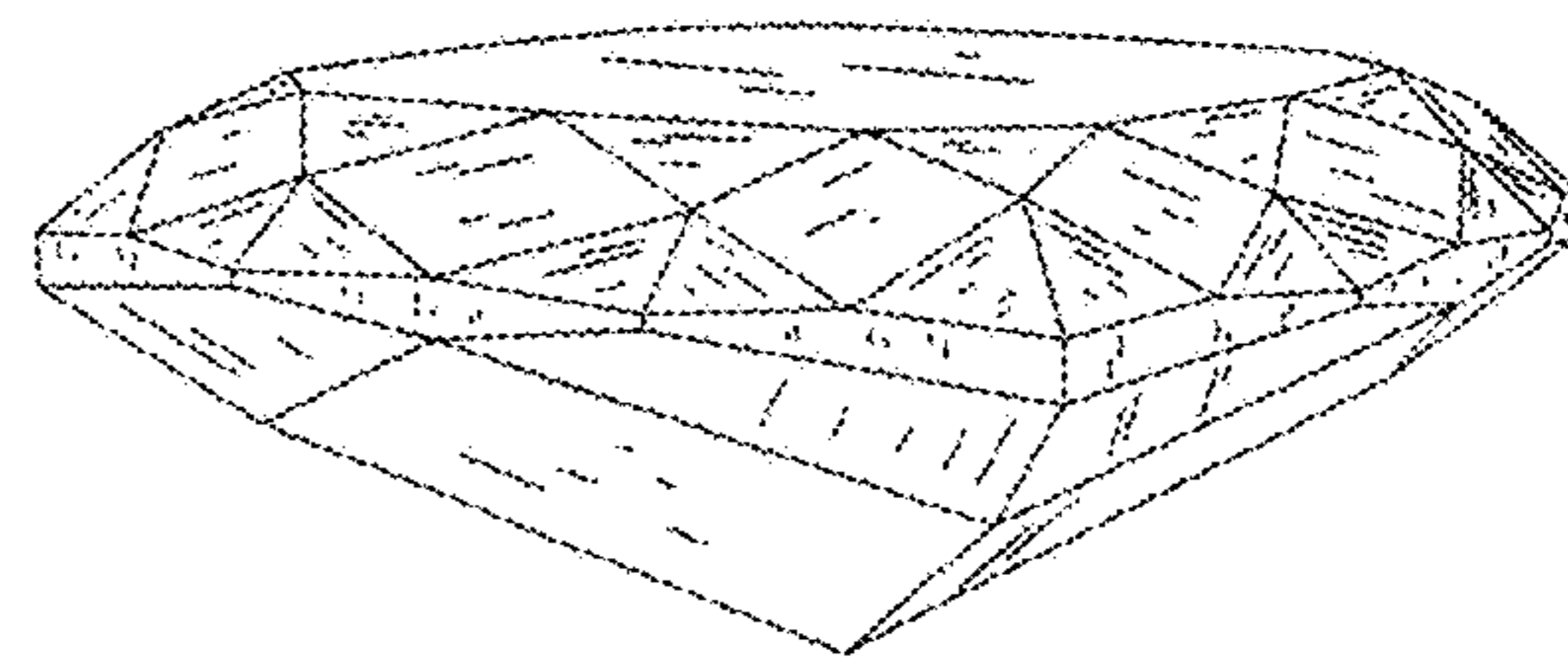


FIG. 1