



US00D816537S

(12) **United States Design Patent** (10) **Patent No.:** **US D816,537 S**
Chhor (45) **Date of Patent:** **** May 1, 2018**

(54) **JEWELRY ITEM**

(71) Applicant: **Andy Chhor**, San Antonio, TX (US)

(72) Inventor: **Andy Chhor**, San Antonio, TX (US)

(**) Term: **15 Years**

(21) Appl. No.: **29/574,537**

(22) Filed: **Aug. 16, 2016**

(51) **LOC (11) Cl.** **11-01**

(52) **U.S. Cl.**
USPC **D11/26**

(58) **Field of Classification Search**
USPC D11/1-40; D28/39-43
CPC .. A44C 5/00; A44C 5/10; A44C 5/022; A44C 5/025; A44C 5/145; A44C 5/0007; A44C 5/0061; A44C 5/0076; A44C 5/0084; A44C 5/0092; A44C 5/2071; A44C 5/2085; A44C 9/0038; A44C 9/0053; A44C 17/02; A44C 5/0069; A44C 5/142; A44C 15/005; A44C 15/0005; A44C 17/001; A44C 17/003; A44C 17/005
See application file for complete search history.

(56) **References Cited**

U.S. PATENT DOCUMENTS

2,060,345	A	11/1936	Phillips	
D133,210	S *	7/1942	Krasnow	D11/34
D136,698	S *	11/1943	Sacks	D11/34
D234,000	S *	12/1974	Grun	D11/38
4,977,757	A	12/1990	Mesica et al.	
5,996,374	A	12/1999	Bardisbanyan	
6,260,383	B1 *	7/2001	Warren	A44C 9/00 63/15
D458,558	S *	6/2002	Tschetter	D11/26
D473,155	S *	4/2003	Bonnet	D11/26
D489,022	S *	4/2004	Riggio	D11/38
D491,834	S *	6/2004	Flynn	D11/26
6,766,657	B1	7/2004	Chien	

D519,874	S *	5/2006	Allin	D11/35
D546,727	S *	7/2007	Hardy	D11/38
D588,489	S *	3/2009	Kizys	D11/38
D590,736	S *	4/2009	Larsen	D11/38
D639,199	S	6/2011	Lieberman et al.	
8,636,624	B2	1/2014	Lieberman et al.	
D760,109	S	6/2016	Lieberman et al.	
2006/0277946	A1	12/2006	Lu	

FOREIGN PATENT DOCUMENTS

EP 0976341 B1 9/2002

OTHER PUBLICATIONS

Lotus Fine Jewelers W-ring Collection (available online Spetember 30, 2016) Retrieved from the internet Aug. 14, 2017, retrieved from the internet URL: <https://twitter.com/lotusfinej>.*

* cited by examiner

Primary Examiner — Garth Rademaker
Assistant Examiner — Richard Kearney
(74) *Attorney, Agent, or Firm* — Fish IP Law, LLP

(57) **CLAIM**

I claim the ornamental design for a jewelry item, as shown and described.

DESCRIPTION

FIG. 1 is a top perspective view of a jewelry item of the new design;
FIG. 2 is a front elevation view thereof, the rear view being a mirror image; and,
FIG. 3 is a top plan view thereof, a bottom plan view, a right side elevation view, and a left side elevation view, all being identical.
The broken line showing of various features of the jewelry item forms no part of the claimed design.

1 Claim, 2 Drawing Sheets

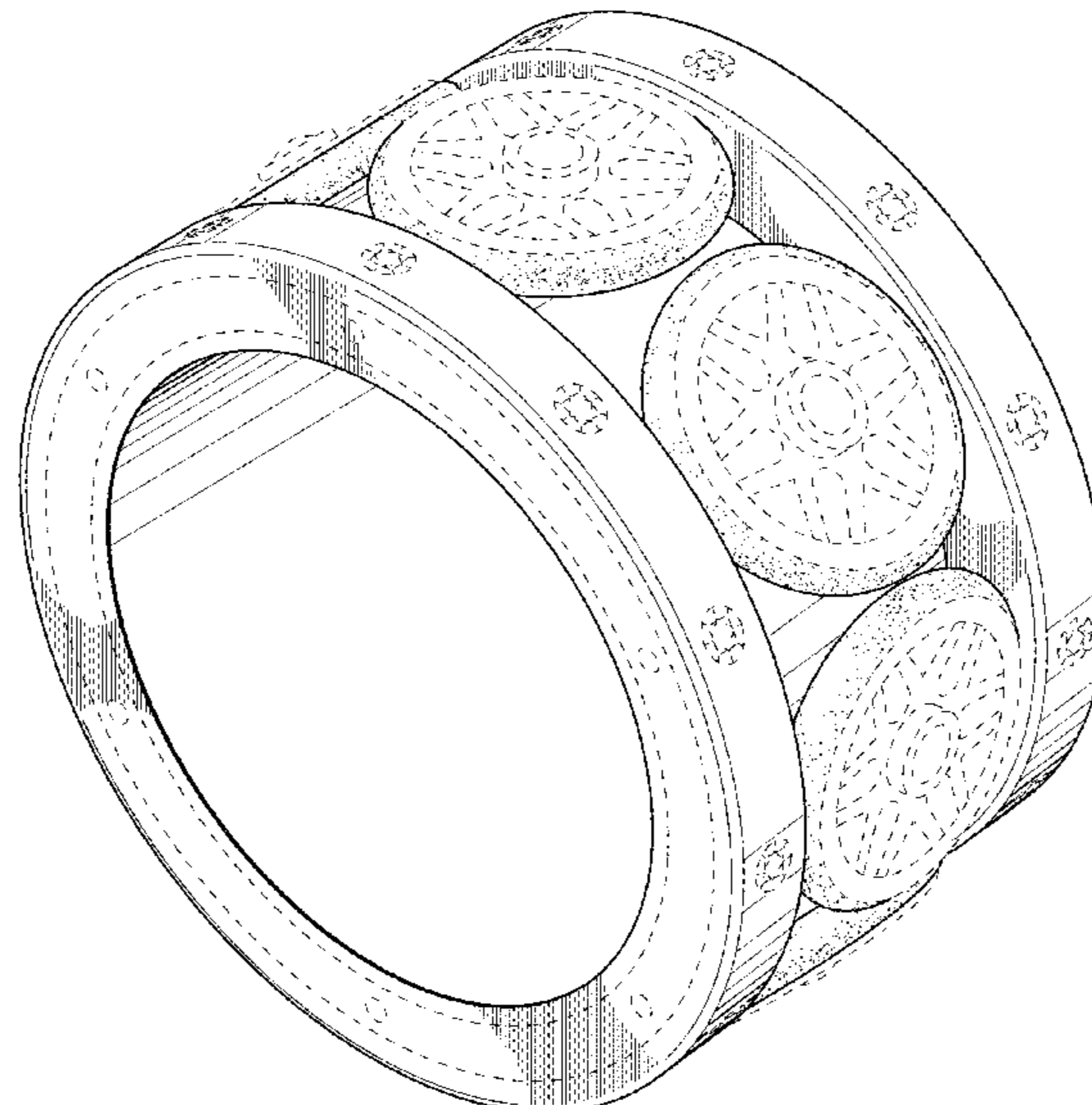




FIG. 1

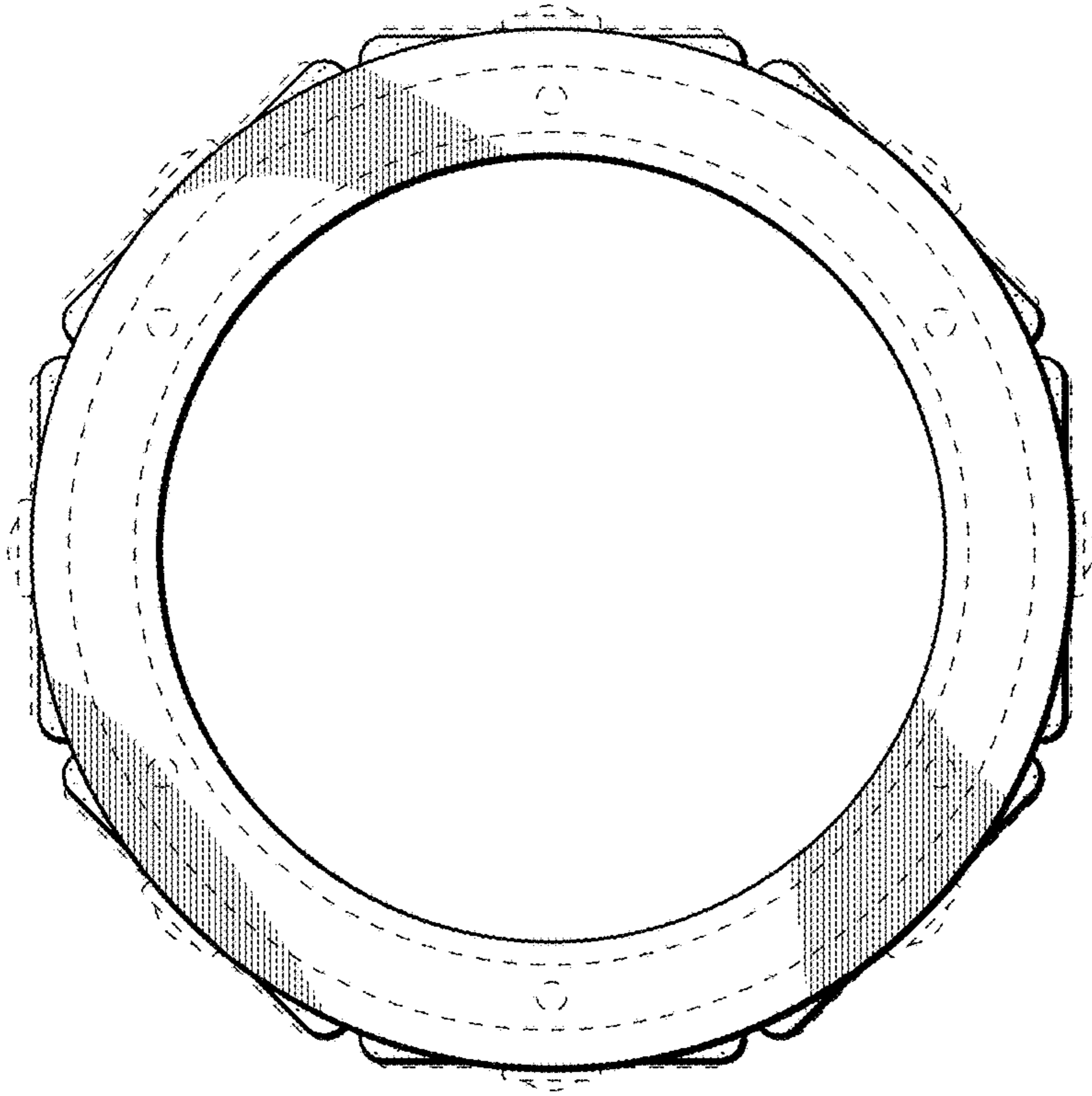


FIG. 2

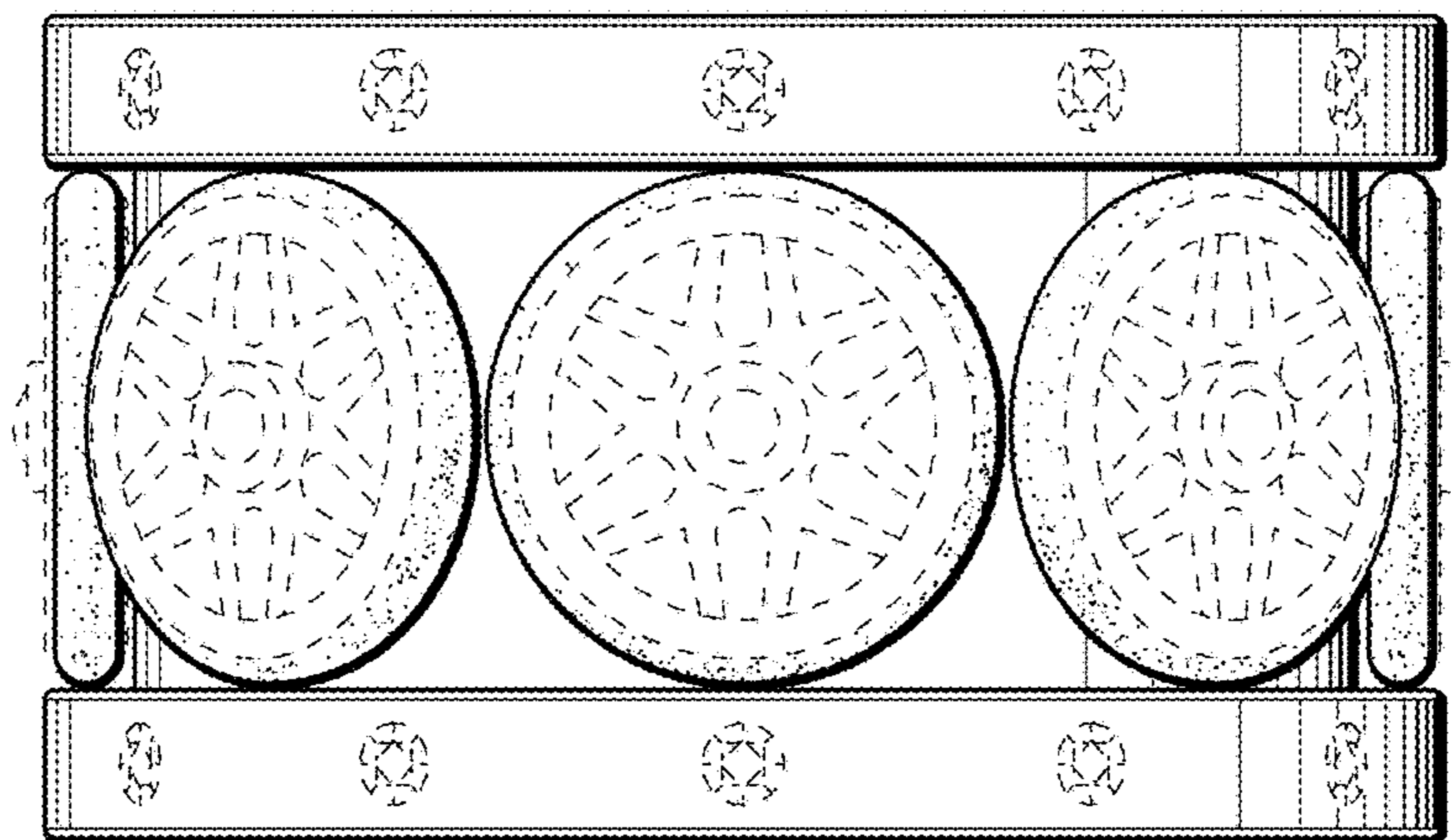


FIG. 3