



US00D816535S

(12) **United States Design Patent** (10) **Patent No.:** **US D816,535 S**
Wittker (45) **Date of Patent:** **** May 1, 2018**

(54) **BRACELET**
(71) Applicant: **AW VERMÖGENS- UND IMMOBILIENVERWALTUNGS GMBH, Mainz (DE)**
(72) Inventor: **Alexander Wittker, Mainz (DE)**
(73) Assignee: **AW VERMOEGENS-UND IMMOBILIENVERWALTUNGS GMBH, Mainz (DE)**

(**) Term: **15 Years**

(21) Appl. No.: **35/501,967**

(22) Filed: **Nov. 9, 2016**

(80) **Hague Agreement Data**

Int. Filing Date: **Nov. 9, 2016**
Int. Reg. No.: **DM/093469**
Int. Reg. Date: **Nov. 9, 2016**
Int. Reg. Pub. Date: **Nov. 25, 2016**

(51) **LOC (11) Cl.** **11-01**

(52) **U.S. Cl.**
USPC **D11/16; D11/3**

(58) **Field of Classification Search**
USPC D11/1-26; D3/201, 203.1, 215, 218; D10/32, 38, 70, 98; D14/344; D24/167
CPC A44C 5/00; A44C 5/0007; A44C 5/0015; A44C 5/0023; A44C 5/003; A44C 5/0038; A44C 5/0053; A44C 5/0061; A44C 5/0069; A44C 5/0076; A44C 5/0084; A44C 5/0092; A44C 5/20; A61B 5/02405

See application file for complete search history.

(56) **References Cited**

U.S. PATENT DOCUMENTS

D540,709 S * 4/2007 Daas D11/16
D542,689 S * 5/2007 Daas D11/16

D543,127 S * 5/2007 Daas D11/16
D563,818 S * 3/2008 Varon D11/3
D646,600 S * 10/2011 Minkkinen D11/3
D688,583 S * 8/2013 Bhang D11/3
D717,684 S * 11/2014 Delaney D11/3
D719,865 S * 12/2014 Yatsugi-Kang D11/3
D722,902 S * 2/2015 Mihalyo D11/3
D734,685 S * 7/2015 Barresi D11/3
D740,710 S * 10/2015 Gatti D11/3
D750,824 S * 3/2016 Bonang D26/39
D757,593 S * 5/2016 Dulien D11/4
D758,908 S * 6/2016 Waud A45D 8/36
D11/3
D759,529 S * 6/2016 Mesica D11/5
D771,869 S * 11/2016 Dulien D28/41
D779,362 S * 2/2017 Verdeille D11/16
D781,684 S * 3/2017 Sweeney D8/356
D786,116 S * 5/2017 Thor D11/4
D796,370 S * 9/2017 Rafaelian D11/5

* cited by examiner

Primary Examiner — Darlington Ly

(74) *Attorney, Agent, or Firm* — Collard & Roe, P.C.

(57) **CLAIM**

The ornamental design for a bracelet, as shown and described.

DESCRIPTION

1. Bracelet

1.1 : is a top view of the bracelet;

1.2 : is a front view thereof;

1.3 : is another front view thereof;


1.4 : is a side view rotated 90° from the front view;


1.5 : is a side view rotated 180° from the side view of 1.4;

1.6 : is another side view rotated 180° from the side view of 1.4; and


1.7 : is a top and side perspective view.


1 Claim, 7 Drawing Sheets






1.1






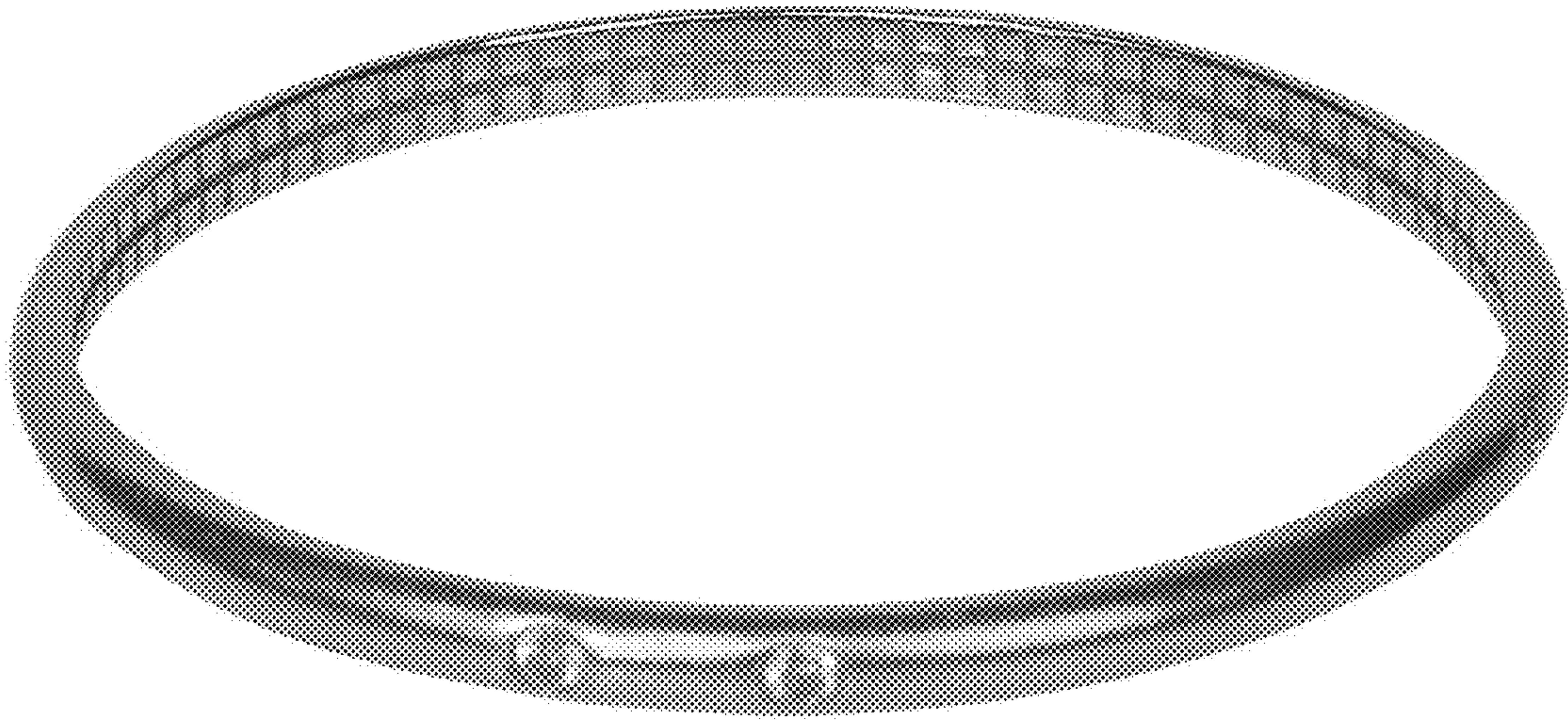
1.3



1.4



1.5



1.6

