



US00D816534S

(12) **United States Design Patent** (10) **Patent No.:** **US D816,534 S**
Barouch et al. (45) **Date of Patent:** **** May 1, 2018**

(54) **JEWELRY PIECE**

(71) Applicants: **Cathy Barouch**, Los Angeles, CA
(US); **Lara Korhammer**, Raby Bay
(AU)

(72) Inventors: **Cathy Barouch**, Los Angeles, CA
(US); **Lara Korhammer**, Raby Bay
(AU)

(**) **Term:** **15 Years**

(21) **Appl. No.:** **29/574,411**

(22) **Filed:** **Aug. 15, 2016**

(51) **LOC (11) Cl.** **11-01**

(52) **U.S. Cl.**
USPC **D11/5**

(58) **Field of Classification Search**
USPC D11/1-39, 79, 91, 92
CPC A44C 5/00; A44C 5/0007; A44C 5/0015;
A44C 5/003; A44C 5/0053; A44C
5/0046; A44C 5/0061; A44C 5/0069;
A44C 5/0076; A44C 5/0084; A44C 9/00;
A44C 9/0007; A44C 9/0014; A44C
9/0023; A44C 9/003; A44C 9/0038; A44C
9/0046; A44C 9/0053; A44C 9/0061;
A44C 9/0069; A44C 9/0076; A44C
17/0258; A44C 17/0266; A44C 17/0275;
A44C 17/0283; A44C 17/02; A44C
17/0208; A44C 1/00; A44C 3/00; A44C
3/001; A44C 3/008

See application file for complete search history.

(56) **References Cited**

U.S. PATENT DOCUMENTS

D77,057 S * 12/1928 Burgess D10/132
D129,407 S * 9/1941 Wilmarth D11/7
D264,058 S * 4/1982 Gordan D11/7
D287,949 S * 1/1987 Bulgari D11/6
D390,128 S * 2/1998 Toribio D10/32
D452,958 S * 1/2002 Goulet Mauboussin D11/3
D658,087 S * 4/2012 Rafaelian D11/3

D670,189 S * 11/2012 Puglisi D11/26
D680,019 S * 4/2013 Puglisi D11/26
2014/0053603 A1* 2/2014 Kaupp A44C 15/005
63/12

OTHER PUBLICATIONS

[Online] <https://www.facebook.com/caterinajewelry/photos/a.1457127517859559.1073741827.1421281371444174/1620938624811780/?type=3&theater>. Retrieved Feb. 20, 2018. Posted online Oct. 11, 2015.*
[Online] <https://www.facebook.com/caterinajewelry/photos/a.1457127517859559.1073741827.1421281371444174/1701344390104536/?type=3&theater>. Retrieved Feb. 20, 2018. Posted online Feb. 23, 2016.*

* cited by examiner

Primary Examiner — Melanie Pellegrini
(74) *Attorney, Agent, or Firm* — Omid Legal Group;
Omid E. Khalifeh

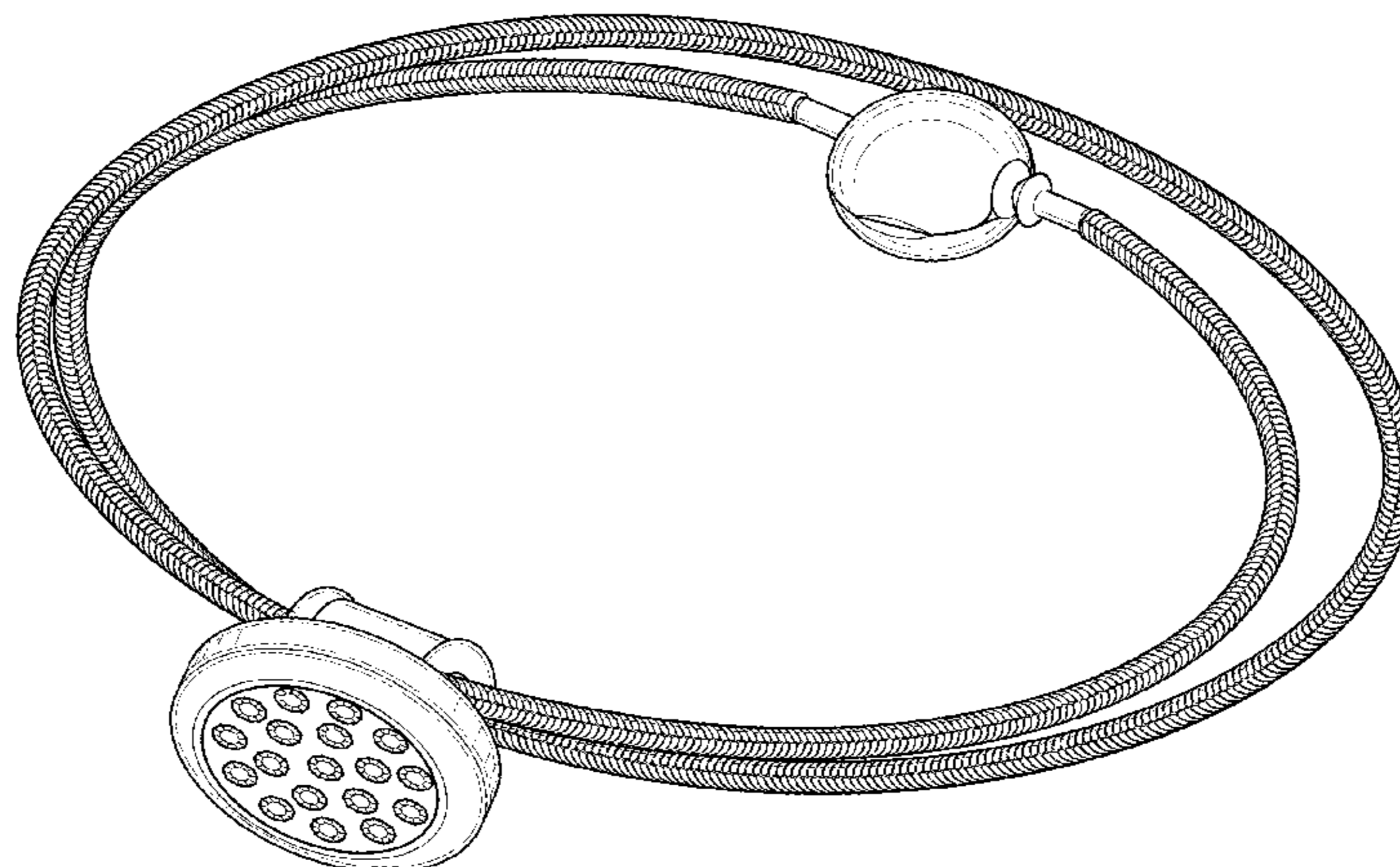
(57) **CLAIM**

The ornamental design for a jewelry piece, as shown and described.

DESCRIPTION

FIG. 1 is a perspective view of jewelry piece according to the present invention;
FIG. 2 is a front view of a jewelry piece according to the present invention;
FIG. 3 is a rear view of a jewelry piece according to the present invention;
FIG. 4 is a top view of a jewelry piece according to the present invention;
FIG. 5 is a bottom view of jewelry piece according to the present invention;
FIG. 6 is a left side elevational view of a jewelry piece according to the present invention; and,
FIG. 7 is a right side elevational view of a jewelry piece according to the present invention.

1 Claim, 5 Drawing Sheets



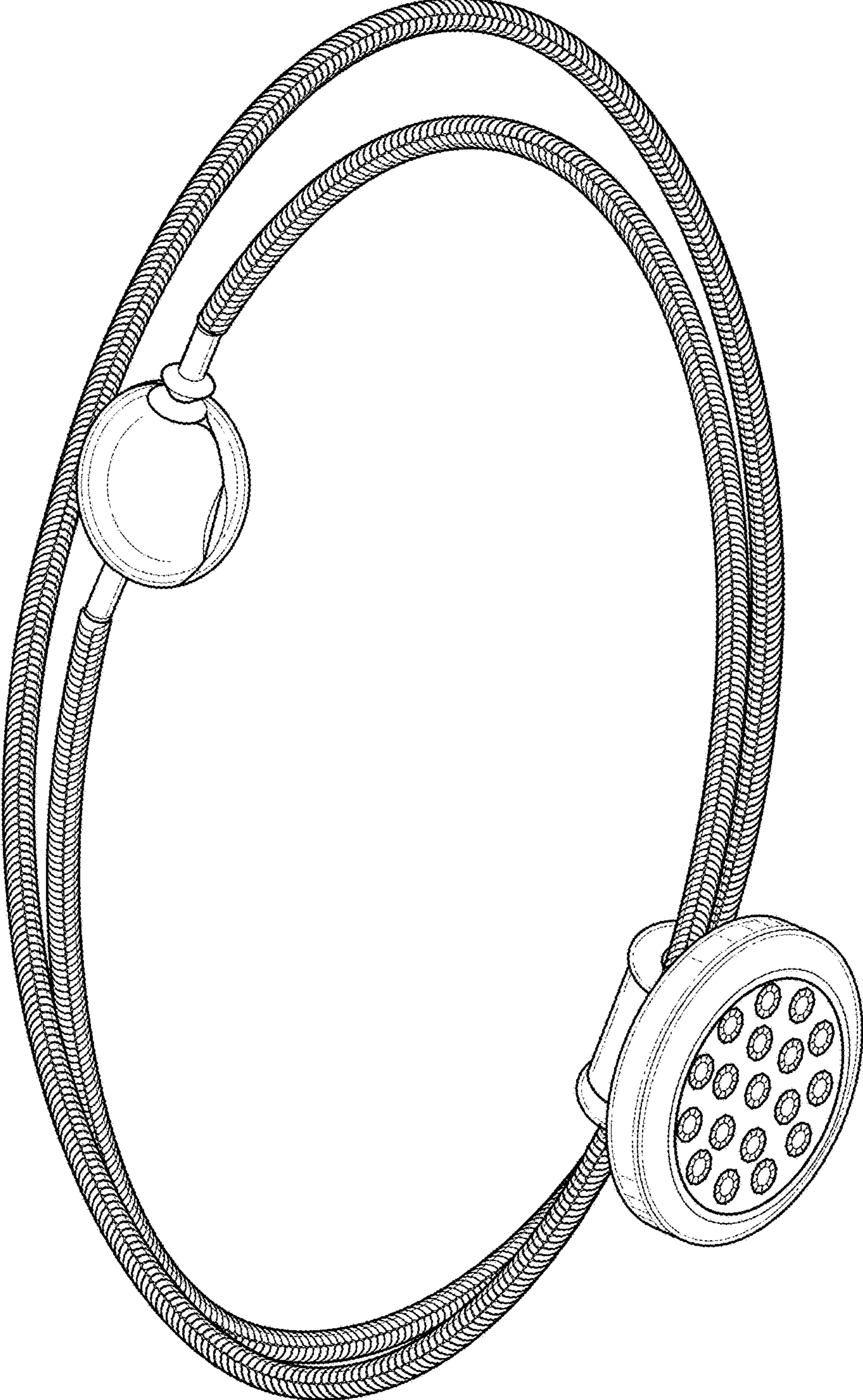


FIG. 1

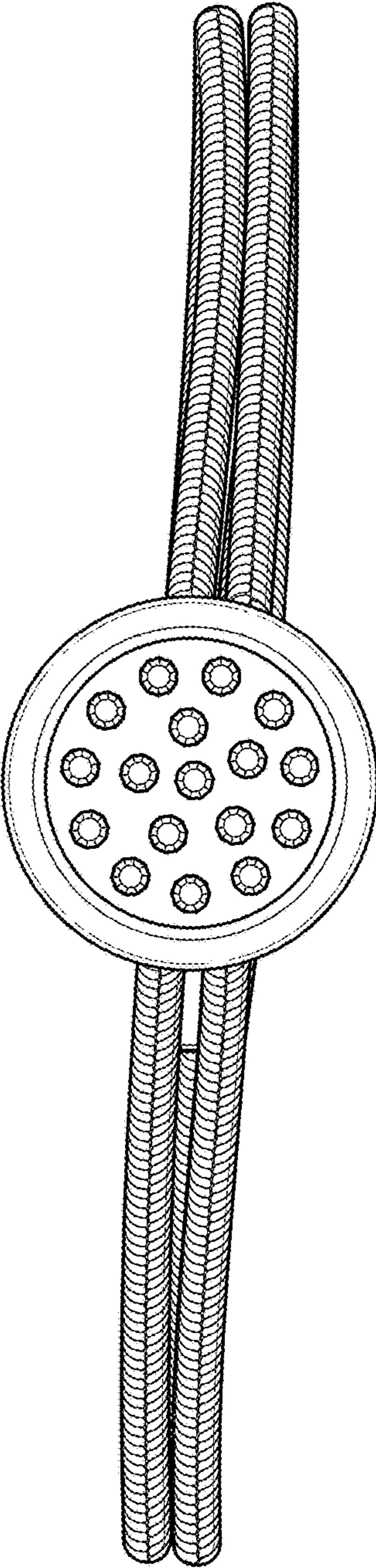


FIG. 2

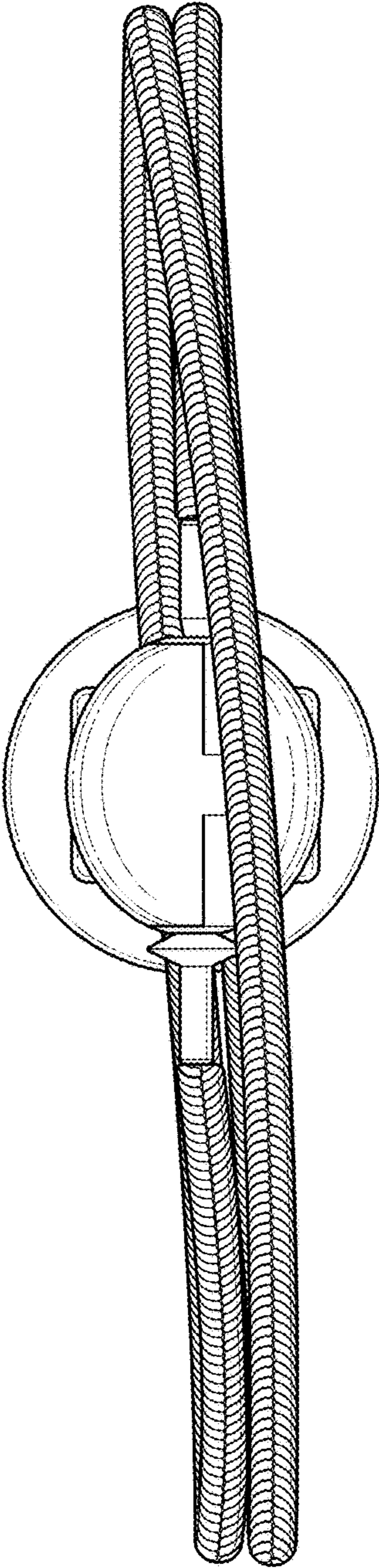


FIG. 3

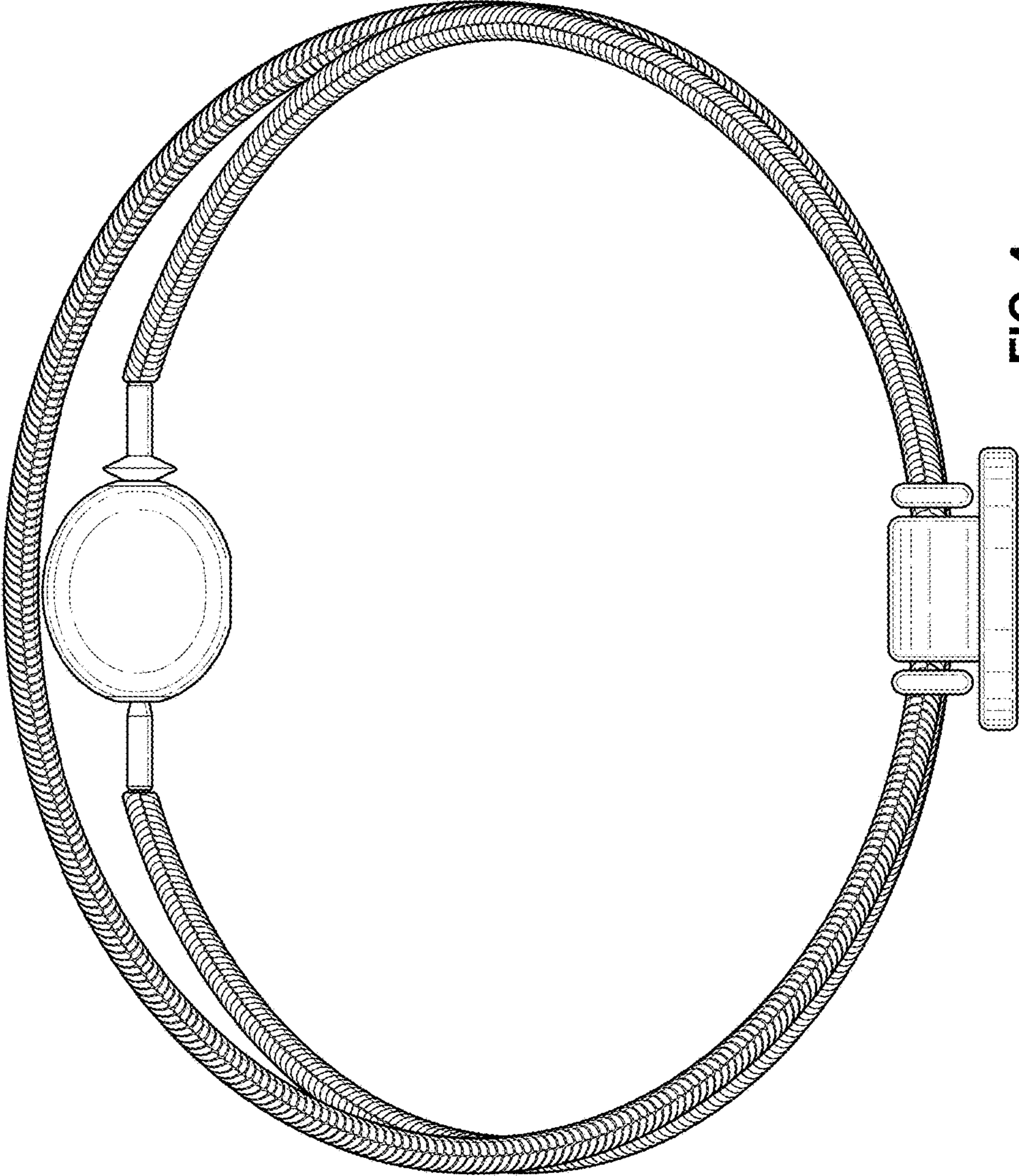


FIG. 4

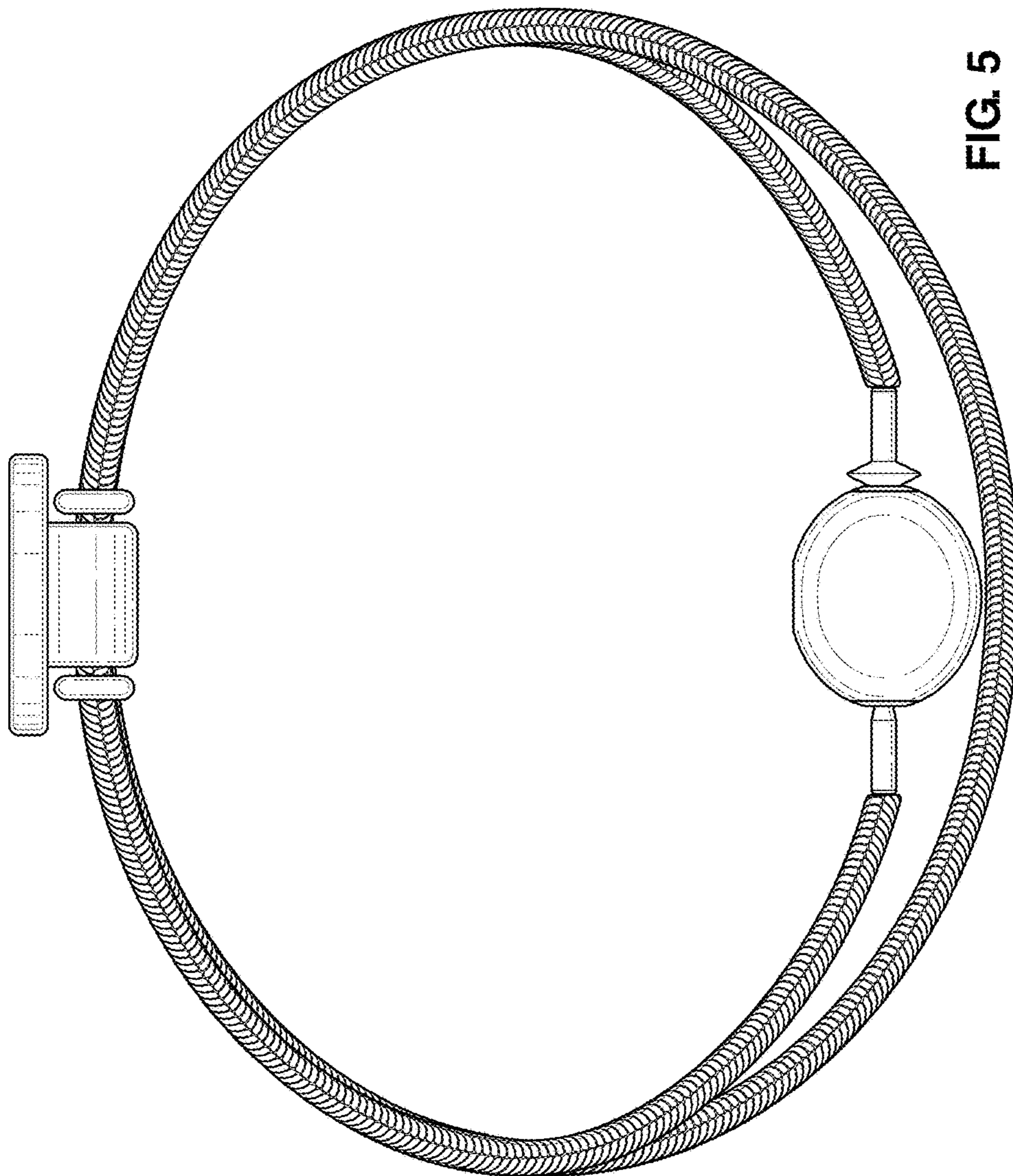


FIG. 5

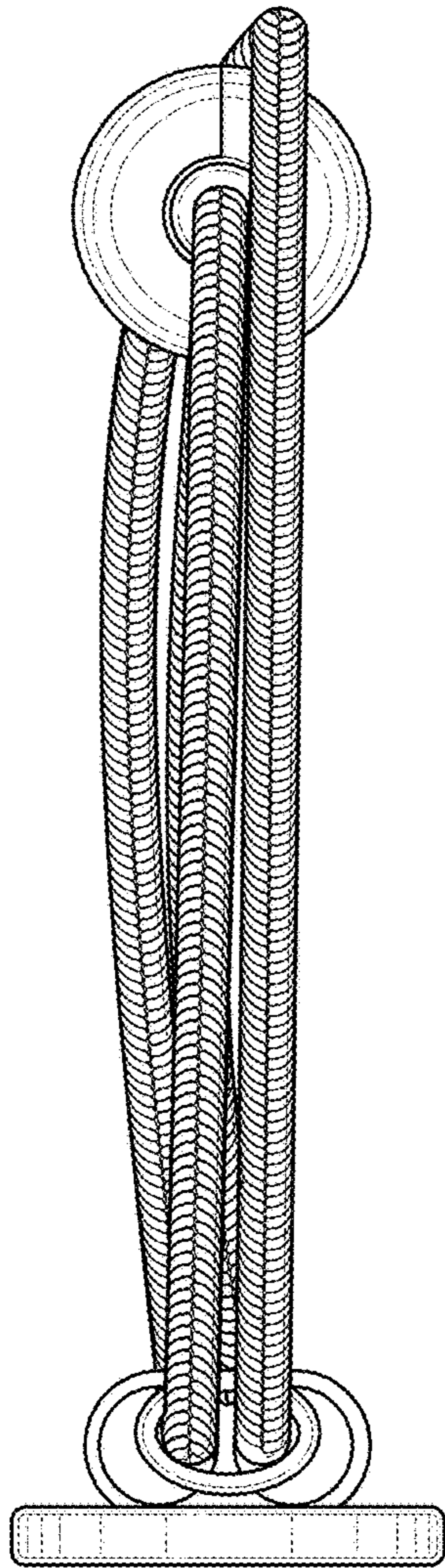


FIG. 6

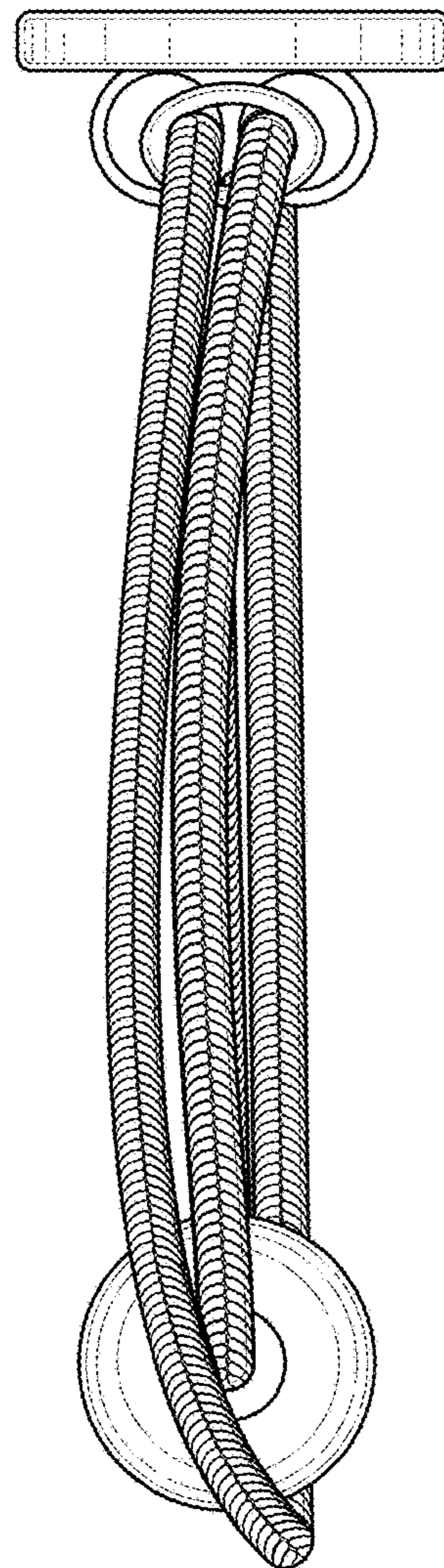


FIG. 7