



US00D816533S

(12) **United States Design Patent** (10) **Patent No.:** **US D816,533 S**
Maier (45) **Date of Patent:** **** May 1, 2018**

(54) **BANGLE**
(71) Applicant: **BOTTEGA VENETA SA**, Cadempino (CH)
(72) Inventor: **Thomas Rudolf Maier**, Delray Beach, FL (US)
(**) Term: **15 Years**
(21) Appl. No.: **35/501,038**
(22) Filed: **May 17, 2016**
(80) **Hague Agreement Data**
Int. Filing Date: **May 17, 2016**
Int. Reg. No.: **DM/090747**
Int. Reg. Date: **May 17, 2016**
Int. Reg. Pub. Date: **Jun. 3, 2016**

(51) **LOC (11) Cl.** **11-01**
(52) **U.S. Cl.**
USPC **D11/4; D11/5**
(58) **Field of Classification Search**
USPC D11/1-39
CPC A44C 5/00; A44C 5/002; A44C 5/003;
A44C 9/0046; A44C 9/0053; A44C
9/0061; A44C 9/0084; A44C 9/02; A44C
7/00; A44C 15/001; A44C 15/0035; A44C
17/00; A44C 17/001; A44C 17/02; A44C
17/04; A44C 17/046; A44C 17/005; A44C
25/001; Y10T 29/23; Y10T 29/49593
See application file for complete search history.

(56) **References Cited**
U.S. PATENT DOCUMENTS
D442,508 S * 5/2001 Torres D11/4
D456,296 S * 4/2002 Ambar D11/4

D470,429 S * 2/2003 Bonnet D11/3
D689,787 S * 9/2013 Parvex D11/16
D710,236 S * 8/2014 Lee D10/104.2
D717,684 S * 11/2014 Delaney D11/3
D718,171 S * 11/2014 Fakesch D11/3
D724,473 S * 3/2015 Blondet D11/5
D724,474 S * 3/2015 Blondet D11/5
D724,475 S * 3/2015 Lux D11/5
D724,985 S * 3/2015 Blondet D11/5
D724,986 S * 3/2015 Blondet D11/5
D740,709 S * 10/2015 Gatti D11/3
D742,273 S * 11/2015 Liberman D11/4
D742,274 S * 11/2015 Liberman D11/4
D750,521 S * 3/2016 Poesel D10/104.1
D762,511 S * 8/2016 Roth D11/4
D765,534 S * 9/2016 Schone D11/3
D771,511 S * 11/2016 Poesel D10/104.1
D776,557 S * 1/2017 Gusky D11/4
2008/0236195 A1 * 10/2008 Woebke A44C 5/003
63/1.14

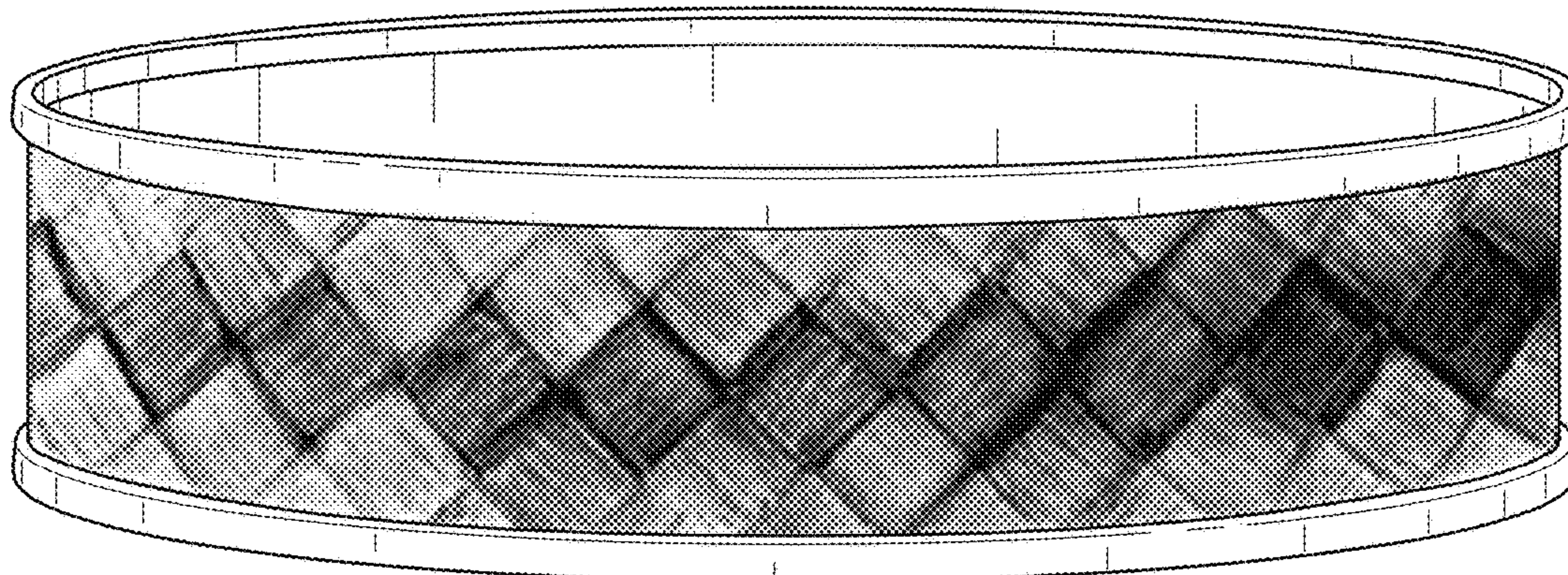
* cited by examiner

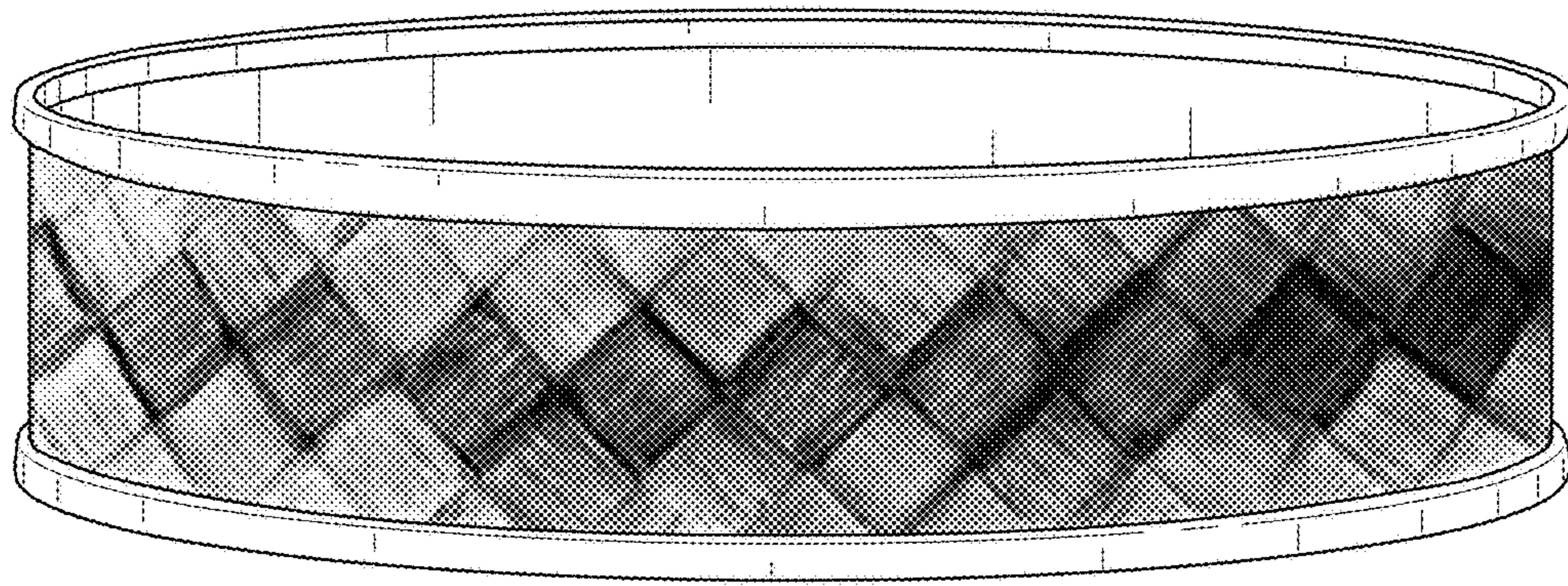
Primary Examiner — Darlington Ly

(57) **CLAIM**
The ornamental design for a bangle, as shown and described.

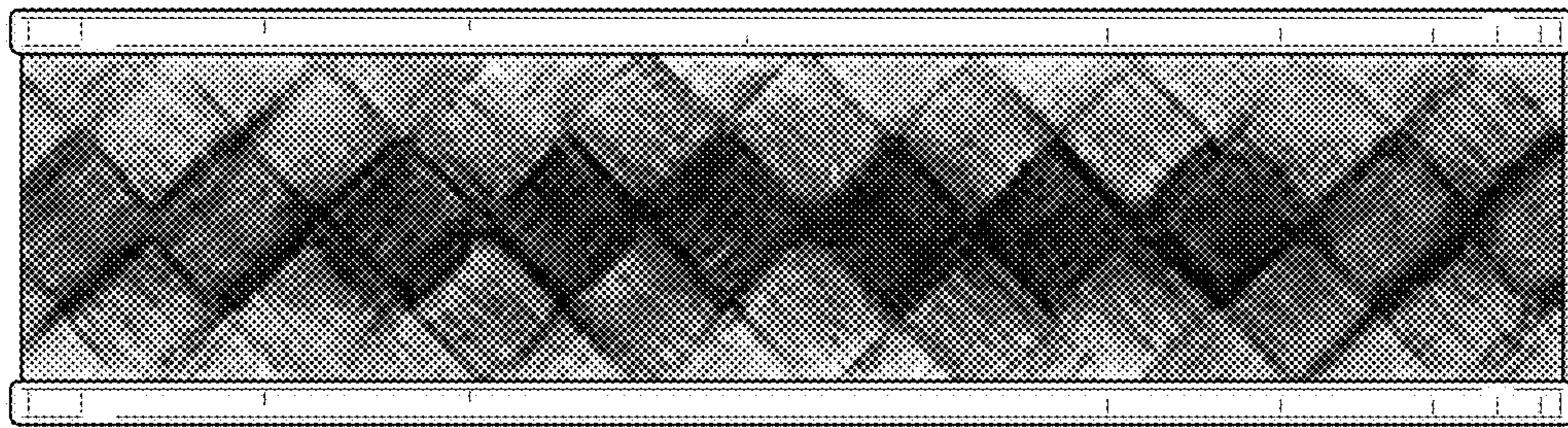
DESCRIPTION
1. Bangle
1.1 is a perspective view of a bangle showing my new design;
1.2 : is a front elevation view thereof;
1.3 : is a rear elevation view thereof;
1.4 : is a left side elevation view thereof;
1.5 : is a right side elevation view thereof;
1.6: is a top plan view thereof; and
1.7 : is a bottom plan view thereof.

1 Claim, 7 Drawing Sheets






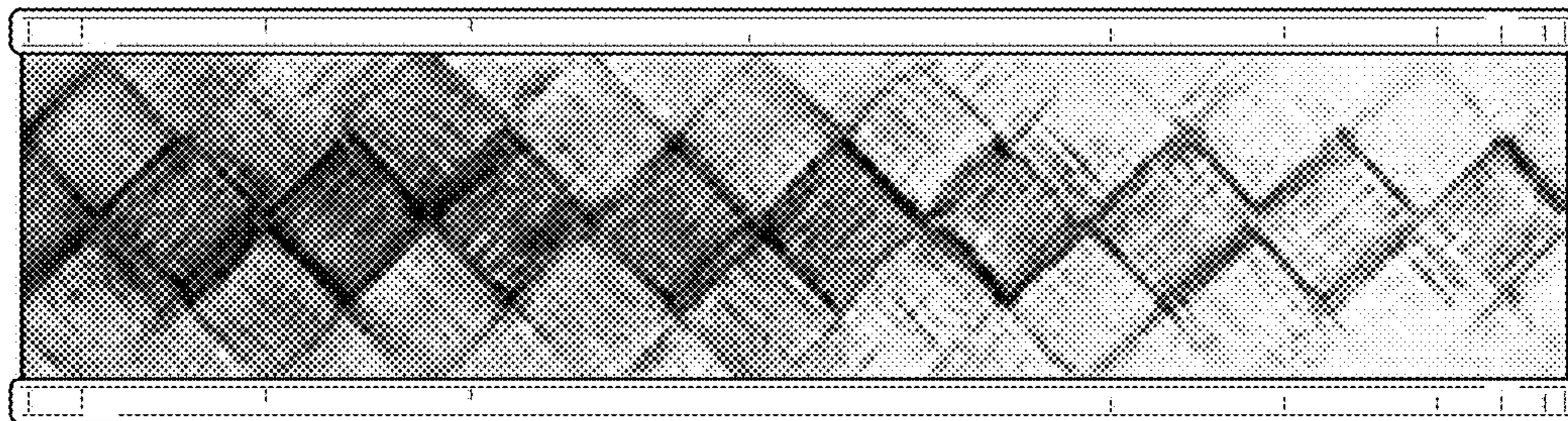
1.1



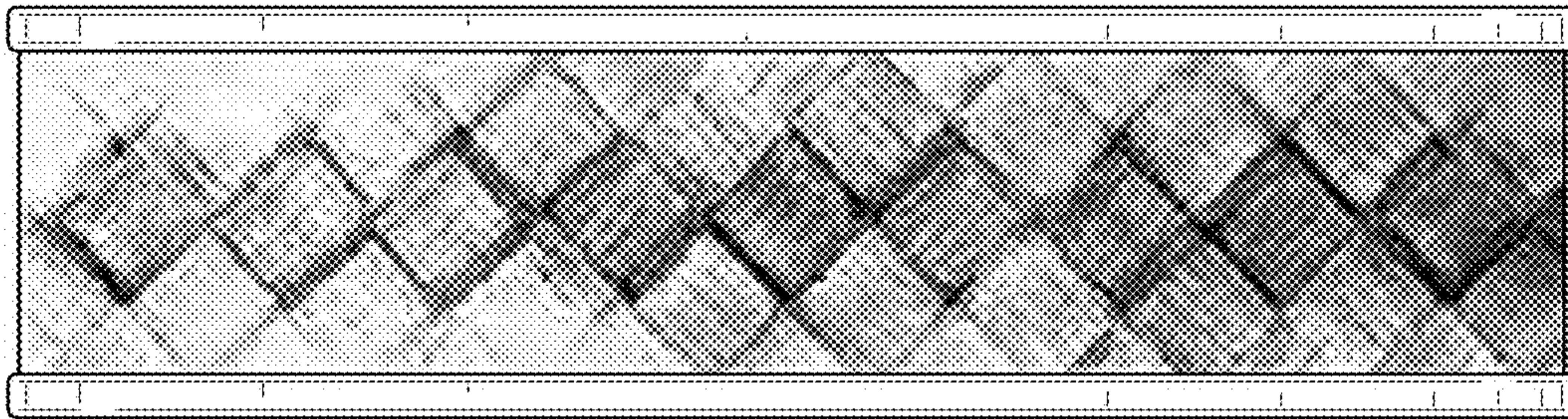
1.2




1.3




1.4



1.5



1.6



1.7