

US00D816517S

(12) **United States Design Patent** (10) **Patent No.:** **US D816,517 S**
Emmenegger (45) **Date of Patent:** **** May 1, 2018**

(54) **WATCH**

17/0058; G04C 17/0066; G04C 17/0075;
G04C 17/0083; G04C 17/0091; G04C
19/00; G04C 19/04

(71) Applicant: **Audemars Piguet (Marketing) SA**, Le
Brassus (CH)

See application file for complete search history.

(72) Inventor: **Claude Emmenegger**, La
Chaux-de-Fonds (CH)

(56) **References Cited**

(73) Assignee: **Audemars Piguet (Marketing) SA**
(CH)

U.S. PATENT DOCUMENTS

(**) Term: **15 Years**

D73,606 S *	10/1927	Gruen	D10/37
D77,697 S *	2/1929	Leibowitz	D10/37
D340,872 S *	11/1993	Schwarz	D10/126
D418,427 S *	1/2000	Fichter	D10/30
D430,809 S *	9/2000	Polenberg	D10/30
D474,118 S *	5/2003	Monachon	D10/32
D479,135 S *	9/2003	Emmenegger	D10/30
D504,624 S *	5/2005	Bodino	D10/39
D521,395 S *	5/2006	Slimane	D10/32

(21) Appl. No.: **29/595,765**

(22) Filed: **Mar. 2, 2017**

(Continued)

(30) **Foreign Application Priority Data**

Oct. 18, 2016 (EM) 003422880

Primary Examiner — Sandra S Snapp

(51) **LOC (11) Cl.** **10-02**

Assistant Examiner — Katherine Glennon

(52) **U.S. Cl.**
USPC **D10/39**

(74) *Attorney, Agent, or Firm* — Galbreath Law Offices,
P.C.; John A. Galbreath

(58) **Field of Classification Search**
USPC D10/3, 14, 15, 41, 30-31, 37-39,
D10/122-128, 131; D14/488-490, 344

(57) **CLAIM**

The ornamental design for a watch, as shown and described.

CPC G04B 19/00; G04B 19/025; G04B 19/04;
G04B 19/046; G04B 19/048; G04B
19/06; G04B 19/08; G04B 19/085; G04B
19/087; G04B 19/10; G04B 19/103;
G04B 19/106; G04B 19/11; G04B 19/16;
G04B 19/166; G04B 19/18; G04B 19/22;
G04B 19/223; G04B 19/24; G04B 19/30;
G04B 37/00; G04B 37/0008; G04B
37/02; G04B 37/04; G04B 37/12; G04B
45/0069; G04B 45/0076; G04F 7/08;
G04F 7/0804; G04F 7/0842; G04F
7/0857; G04F 7/0861; G04F 7/0876;
G04C 17/00; G04C 17/0008; G04C
17/0016; G04C 17/0025; G04C 17/0033;
G04C 17/0041; G04C 17/005; G04C

DESCRIPTION

The patent or application file contains a least one drawing
executed in color. Copies of this patent or patent application
publication with color drawing(s) will be provided by the
Office upon request and payment of the necessary fee.

FIG. 1 is a top plan view of a watch showing my new design;
FIG. 2 is a bottom plan view thereof;
FIG. 3 is a front elevational view thereof;
FIG. 4 is a rear elevational view thereof;
FIG. 5 is a right side elevational view thereof;
FIG. 6 is a left side elevational view thereof; and,
FIG. 7 is a top right perspective view thereof.

1 Claim, 7 Drawing Sheets
(7 of 7 Drawing Sheet(s) Filed in Color)



(56)

References Cited

U.S. PATENT DOCUMENTS

D568,769 S * 5/2008 Emch Ducommun D10/32
D573,486 S * 7/2008 Sanz D10/38
D594,765 S * 6/2009 Rieseler D10/39
D619,486 S * 7/2010 Cerrato D10/126
8,259,536 B2 * 9/2012 Hasegawa G04C 3/146
368/80
D673,866 S * 1/2013 Duport D10/32
D684,486 S * 6/2013 Messmer D10/39
D695,637 S * 12/2013 Jacquerye D10/39
D705,084 S * 5/2014 Emmenegger D10/32
D708,076 S * 7/2014 Monachon D10/39
D717,181 S * 11/2014 Vukcevic D10/38
D738,227 S * 9/2015 Monachon D10/126
D796,982 S * 9/2017 Muller D10/126
9,785,123 B2 * 10/2017 Mansour G04G 21/08
2016/0139567 A1 * 5/2016 Philippine G04F 7/0871
368/101

* cited by examiner



FIG. 1



FIG. 2




FIG. 3




FIG. 4




FIG. 5




FIG. 6



FIG. 7