



US00D816507S

(12) **United States Design Patent** (10) **Patent No.:** **US D816,507 S**
Xie et al. (45) **Date of Patent:** **** May 1, 2018**

(54) **PRODUCT PACKAGING**
(71) Applicant: **WM. WRIGLEY JR. COMPANY,**
Chicago, IL (US)
(72) Inventors: **Xiaorui Xie,** Guangzhou (CN);
Samantha Scipio, Chicago, IL (US)
(73) Assignee: **WM. WRIGLEY JR. COMPANY,**
Chicago, IL (US)
(**) Term: **15 Years**

(21) Appl. No.: **29/582,661**
(22) Filed: **Oct. 28, 2016**
(51) **LOC (11) Cl.** **09-03**
(52) **U.S. Cl.**
USPC **D9/658; D9/432**
(58) **Field of Classification Search**
USPC D9/414, 415, 416, 432, 433, 658;
D3/201, 203.1, 273, 294, 298, 299, 300,
D3/304, 314
CPC B65D 5/2057; B65D 5/541; B65D 75/14;
B65D 83/0418; B65D 85/60; B65D
5/546; B65D 5/705; B65D 71/0085;
B65D 83/0847; B65D 5/545; B65D
75/5838; B65D 2571/0066
See application file for complete search history.

(56) **References Cited**
U.S. PATENT DOCUMENTS
D82,568 S * 11/1930 Lesser D9/658
1,900,606 A * 3/1933 Kipper B65D 77/02
206/539
2,320,018 A * 5/1943 Ullman B65D 5/18
206/297
4,280,651 A * 7/1981 Montealegre A61L 9/12
229/122

D265,889 S * 8/1982 Lawrence D9/418
D310,024 S * 8/1990 Maschino D9/432
D421,568 S * 3/2000 Ferguson D9/420
D507,178 S * 7/2005 Biddlecom D9/422
D533,450 S * 12/2006 Edwards D9/431
D545,188 S * 6/2007 Billig D9/432
9,004,273 B2 * 4/2015 Tanbo B65D 5/5425
206/268
D778,150 S * 2/2017 Kahawaiolaa D9/416
D778,721 S * 2/2017 Sanfilippo D9/416
2010/0294775 A1 * 11/2010 Gainey B65D 5/18
220/505
2015/0264830 A1 * 9/2015 Banacki B65D 25/205
206/307

* cited by examiner

Primary Examiner — Lauren R Calve


(57) **CLAIM**

We claim the ornamental design for a product packaging, as substantially shown and described.

DESCRIPTION

FIG. 1 is a perspective view of a product packaging of the present invention.
FIG. 2 is a front view of the product packaging of the present invention.
FIG. 3 is a rear view of the product packaging of the present invention.
FIG. 4 is a right view of the product packaging of the present invention.
FIG. 5 is a left view of the product packaging of the present invention.
FIG. 6 is a top plan view of the product packaging of the present invention; and,
FIG. 7 is a bottom plan view of the product packaging of the present invention.
The broken lines in the drawings illustrate the portions of the product packaging that form no part of the claim.

1 Claim, 5 Drawing Sheets



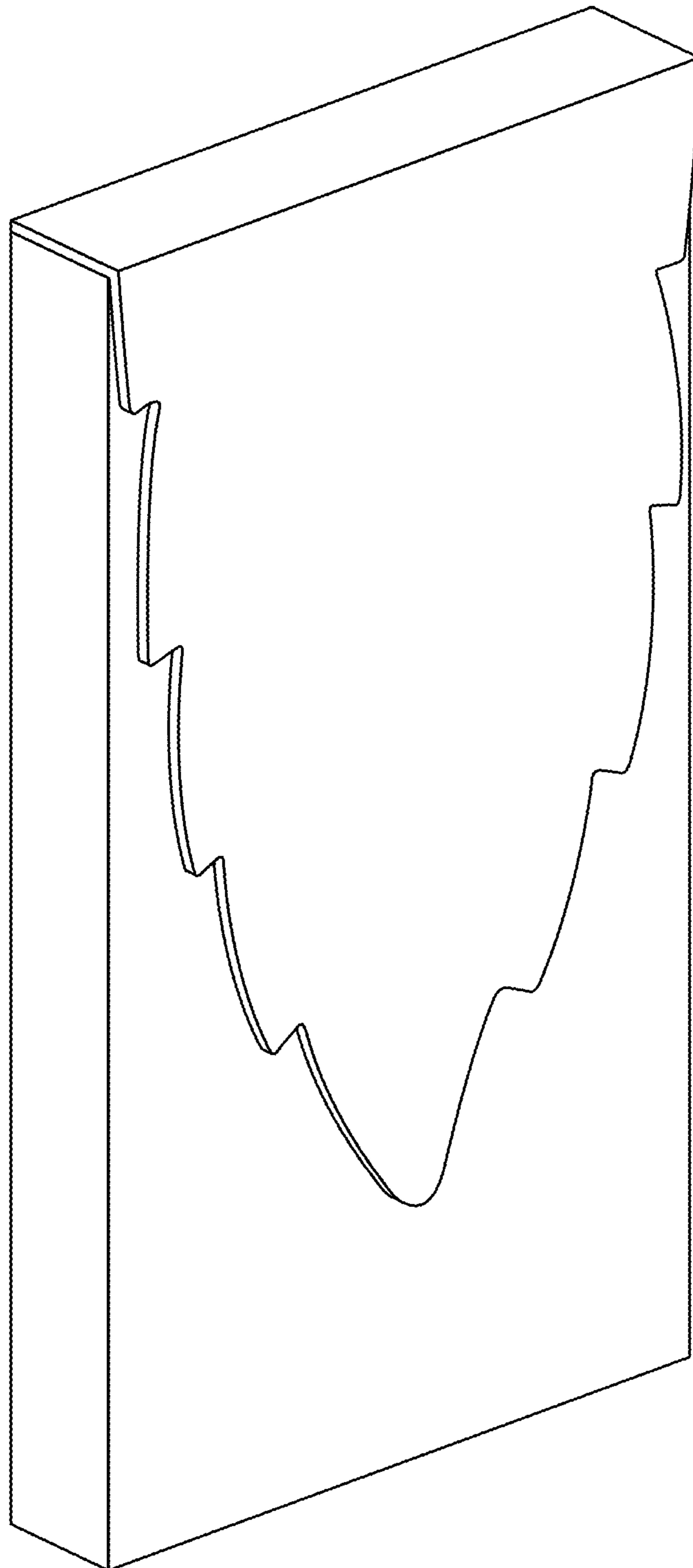


FIG. 1

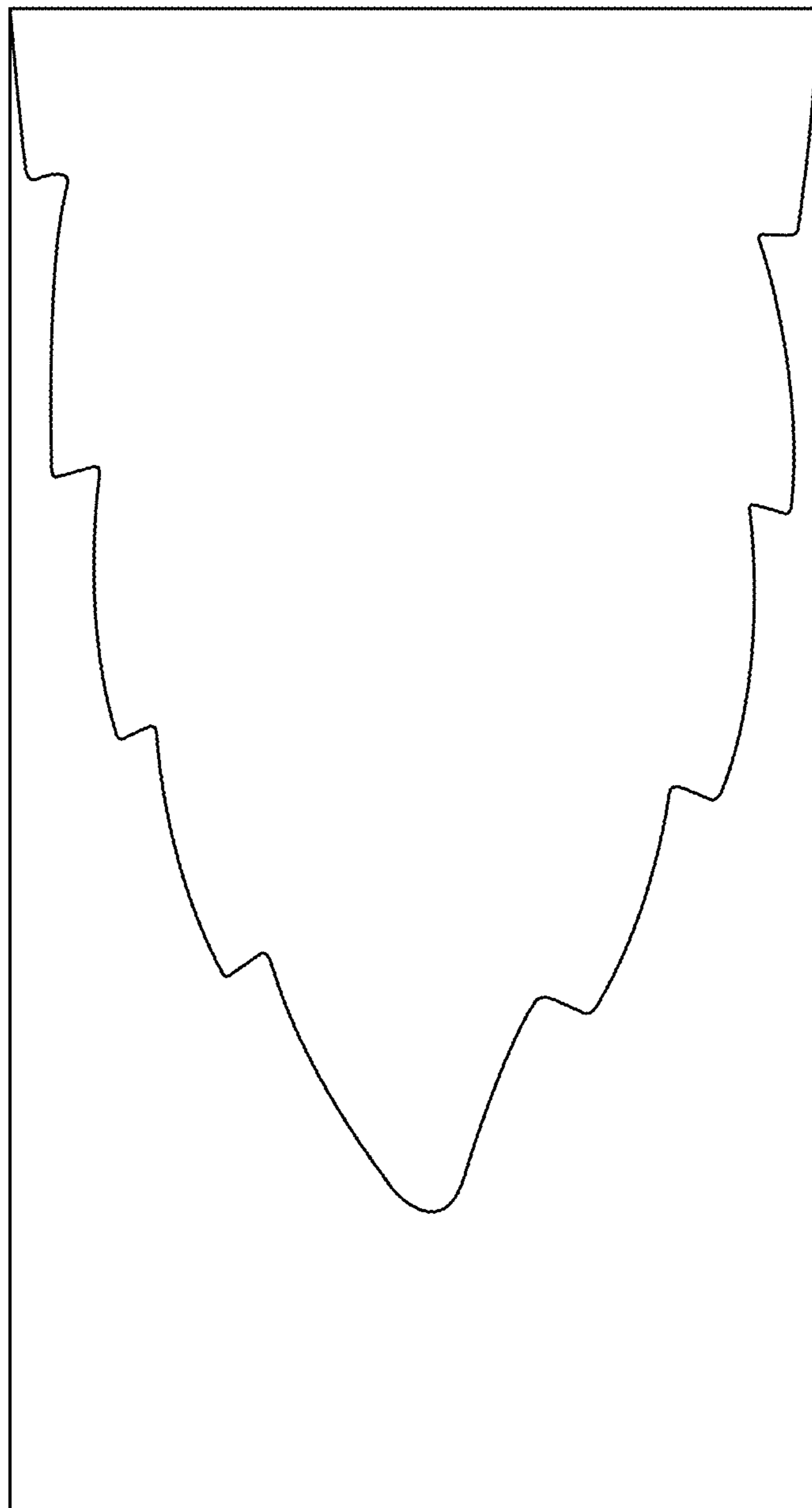


FIG. 2




FIG. 3



FIG. 4




FIG. 5



FIG. 6




FIG. 7