



US00D816492S

(12) **United States Design Patent**  
**Reinhart**

(10) **Patent No.:** **US D816,492 S**

(45) **Date of Patent:** **\*\* May 1, 2018**

- (54) **LID WITH HEXAGON PATTERN**
- (71) Applicant: **Creative Plastic Concepts, LLC**,  
Sycamore, OH (US)
- (72) Inventor: **Nickolas Reinhart**, Findlay, OH (US)
- (73) Assignee: **Creative Plastic Concepts, LLC**,  
Sycamore, OH (US)
- (\*\*) Term: **15 Years**
- (21) Appl. No.: **29/594,798**
- (22) Filed: **Feb. 22, 2017**
- (51) **LOC (11) Cl.** ..... **09-07**
- (52) **U.S. Cl.**  
USPC ..... **D9/435**
- (58) **Field of Classification Search**  
USPC ..... D9/434, 435, 499, 456, 667, 640, 670,  
D9/756; D3/302, 303, 318; D7/601,  
D7/602, 615, 707  
CPC ..... B65D 21/0217; B65D 43/02  
See application file for complete search history.

D765,408 S 9/2016 Reinhart  
D765,409 S 9/2016 Reinhart  
D765,410 S 9/2016 Reinhart  
D765,411 S 9/2016 Reinhart  
(Continued)

**OTHER PUBLICATIONS**

Amazon. Creative Plastic Concepts Black & Yellow Tough Box. Aug. 30, 2017 [earliest online date], [site visited Dec. 4, 2017]. Available from Internet, <URL:https://www.amazon.com/CREATIVE-PLASTIC-CONCEPTS-Yellow-27-Gal/dp/B01NBENOQK/ref=lp\_16108089011\_1\_1?srs=16108089011&ie=UTF8&qid=1512417761&sr=8-1>. (Year: 2017).\*

*Primary Examiner* — Robert M. Spear  
*Assistant Examiner* — Darcey E Heflin  
(74) *Attorney, Agent, or Firm* — Ward Law Office LLC;  
Jacob M. Ward

(57) **CLAIM**

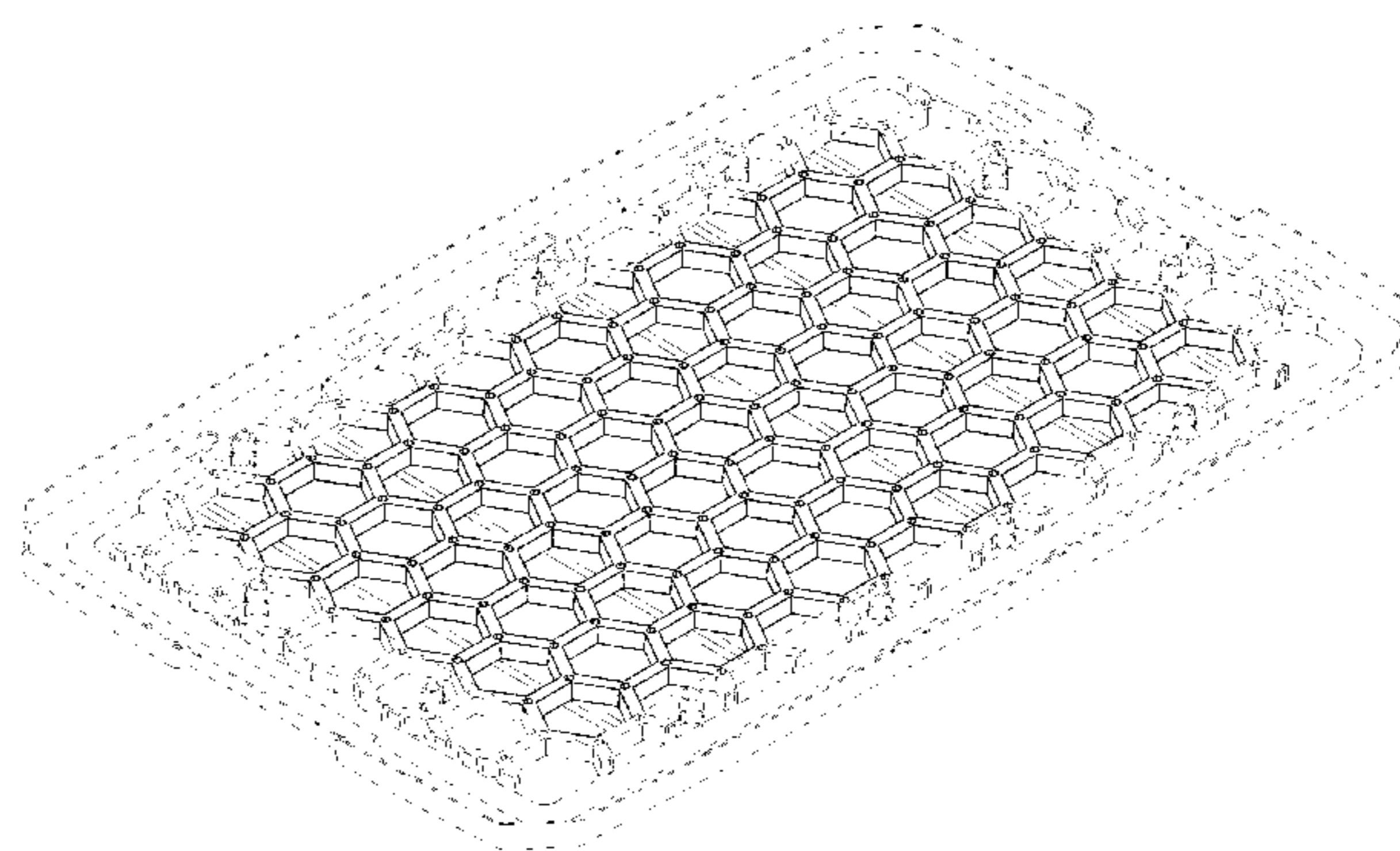
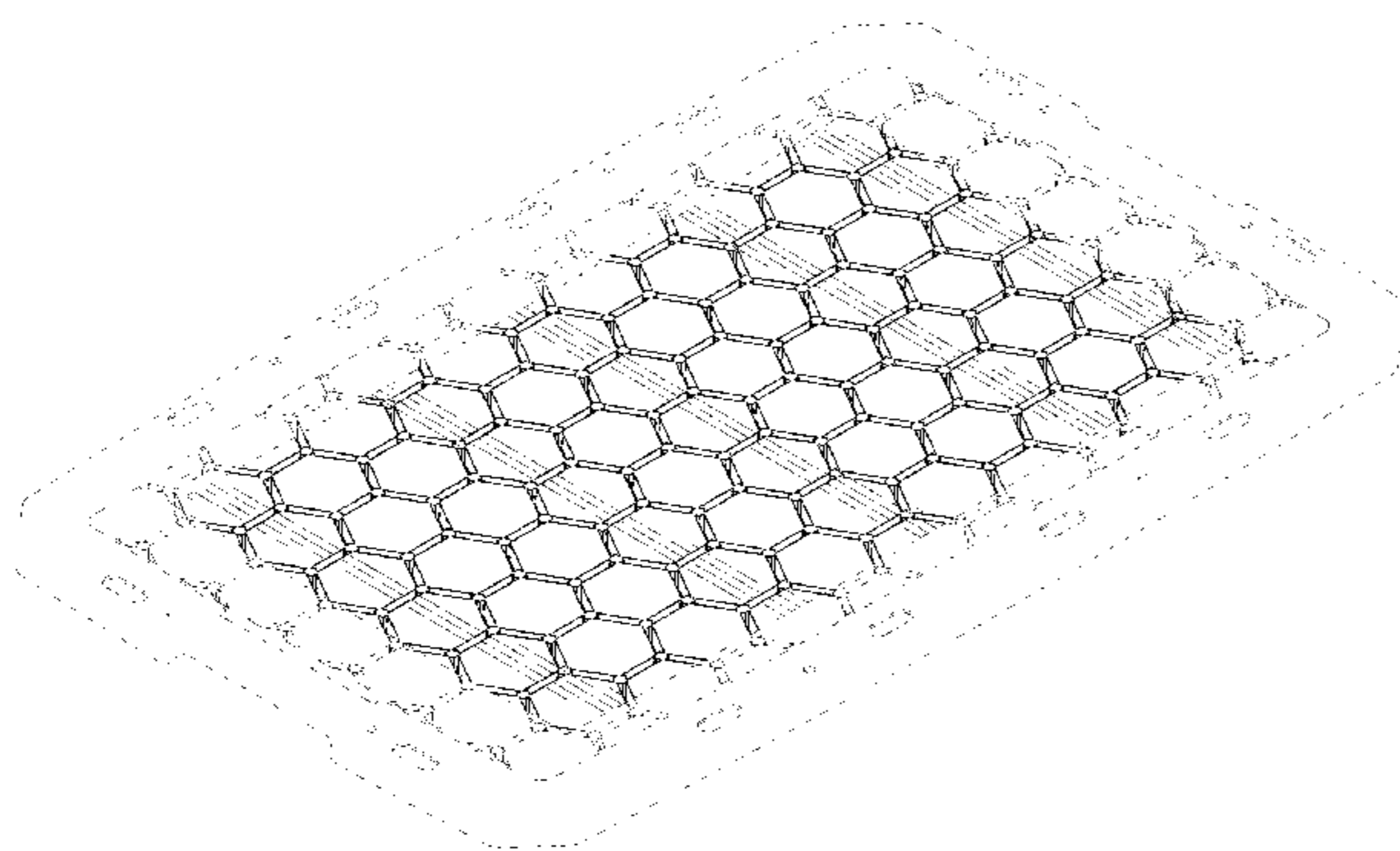
The ornamental design for a lid with hexagon pattern, as shown and described.

**DESCRIPTION**

FIG. 1 is a top perspective view of a lid with hexagon pattern;  
FIG. 2 is a bottom perspective view of the lid with hexagon pattern of FIG. 1;  
FIG. 3 is a top plan view thereof;  
FIG. 4 is a bottom plan view thereof;  
FIG. 5 is a right side elevational view thereof; and,  
FIG. 6 is a front elevational view thereof.  
A left side elevational view is not shown because it is a mirror image of the right side elevational view shown in FIG. 5. A rear elevational view is not shown because it is a mirror image of the front elevational view shown in FIG. 6. The broken lines in the drawings are for the purpose of illustrating the environment of the article only and form no part of the claimed design.

- (56) **References Cited**
- U.S. PATENT DOCUMENTS
- D35,672 S \* 2/1902 Weeks ..... D9/456
- D574,231 S \* 8/2008 Laval ..... D9/601
- D590,715 S \* 4/2009 Gilfert ..... D9/456
- D596,031 S \* 7/2009 Wehrmann ..... D9/456
- D617,958 S \* 6/2010 Benincasa ..... D30/108
- D640,557 S \* 6/2011 Wehrmann ..... D9/456
- D641,556 S \* 7/2011 Hutchison ..... D5/60
- D648,538 S \* 11/2011 Reinhart ..... D3/318
- D658,989 S \* 5/2012 Nelissen ..... D9/456
- D729,550 S \* 5/2015 Williams ..... D6/675
- D733,557 S \* 7/2015 McAdam ..... D9/432
- D744,239 S 12/2015 Reinhart
- D744,240 S 12/2015 Reinhart
- D747,066 S \* 1/2016 Roetheli ..... D1/106
- D765,397 S 9/2016 Reinhart
- D765,407 S 9/2016 Reinhart

**1 Claim, 4 Drawing Sheets**



(56)

**References Cited**

U.S. PATENT DOCUMENTS

D766,577 S	9/2016	Reinhart	
D773,821 S	12/2016	Reinhart	
D776,932 S	1/2017	Reinhart	
D781,148 S *	3/2017	Kemp .....	D3/304
D789,789 S *	6/2017	Beavis .....	D9/435
D792,105 S *	7/2017	Reinhart .....	D3/318
D792,212 S *	7/2017	Green .....	D9/429
2007/0037481 A1 *	2/2007	Clerkin .....	A01K 47/04 449/44
2016/0107803 A1	4/2016	Reinhart	
2017/0107015 A1 *	4/2017	Reinhart .....	B65D 21/0217

\* cited by examiner

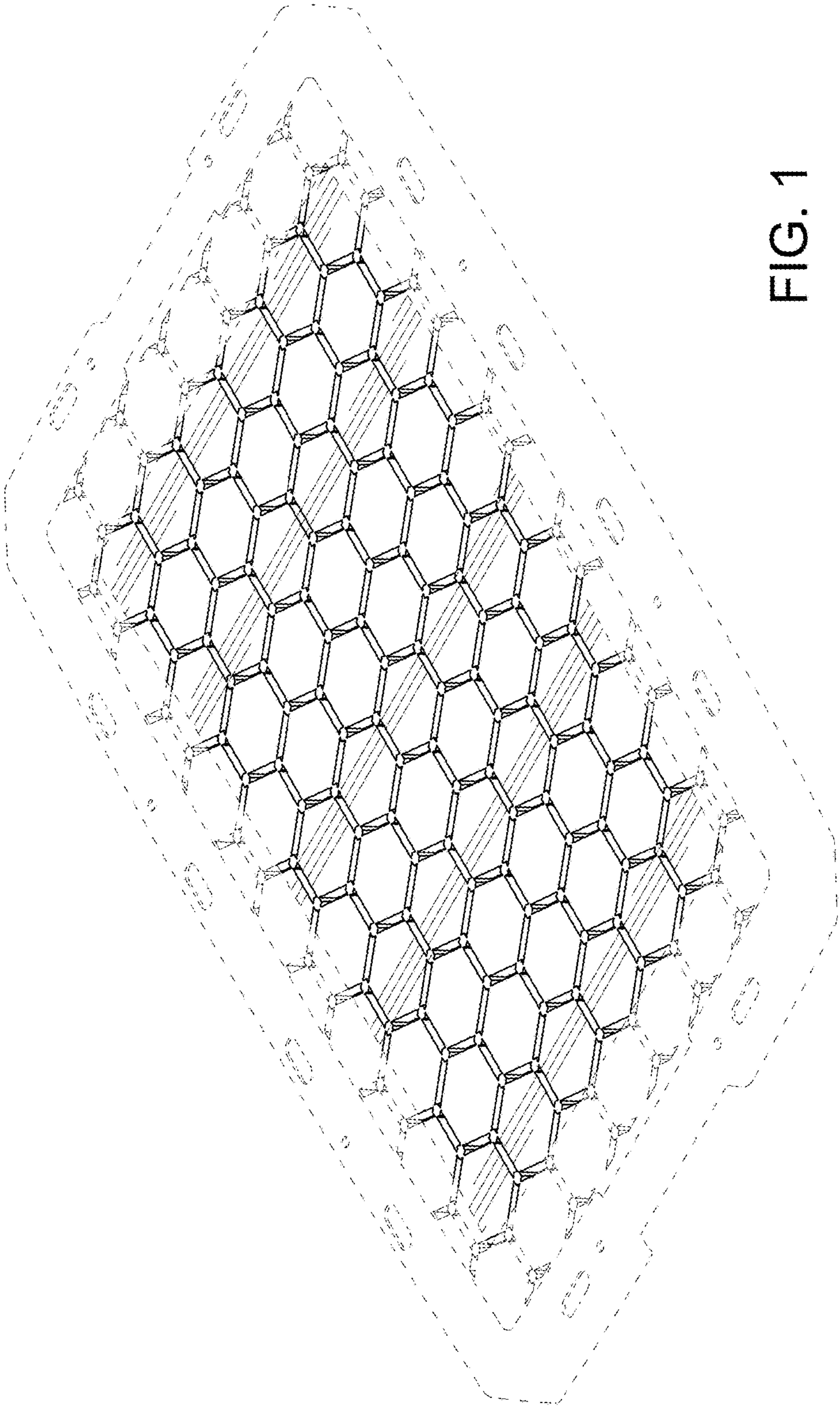


FIG. 1

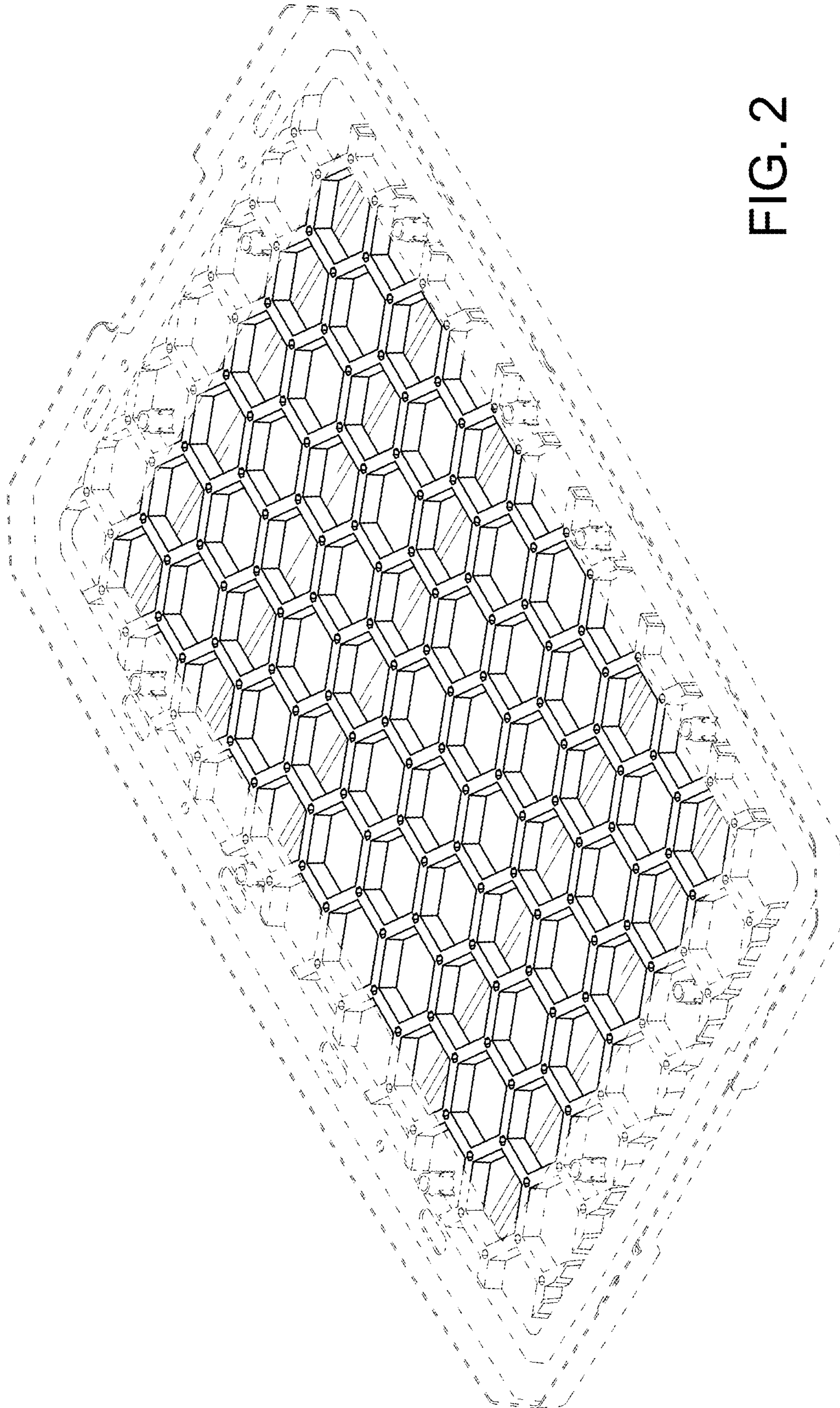


FIG. 2

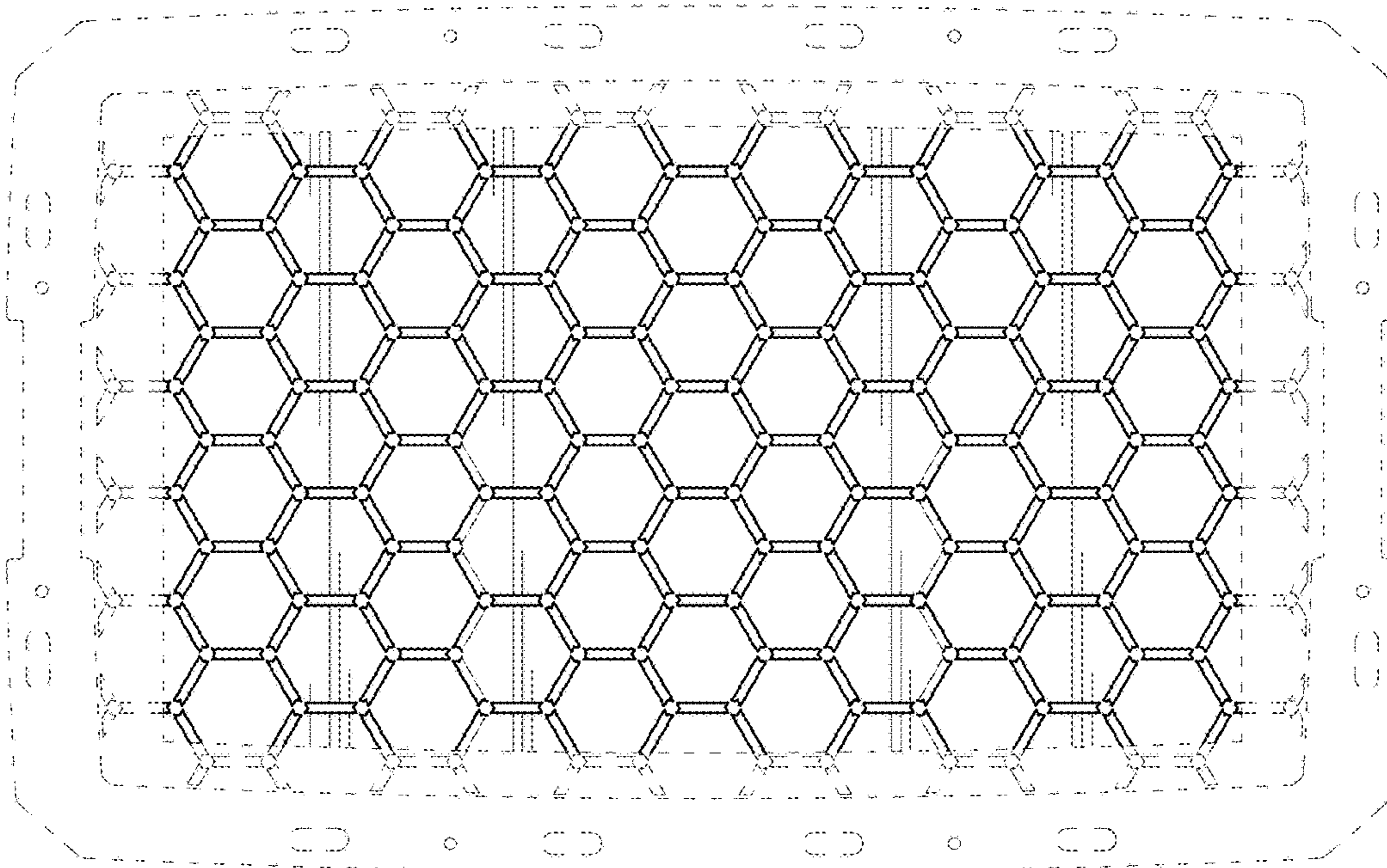


FIG. 3

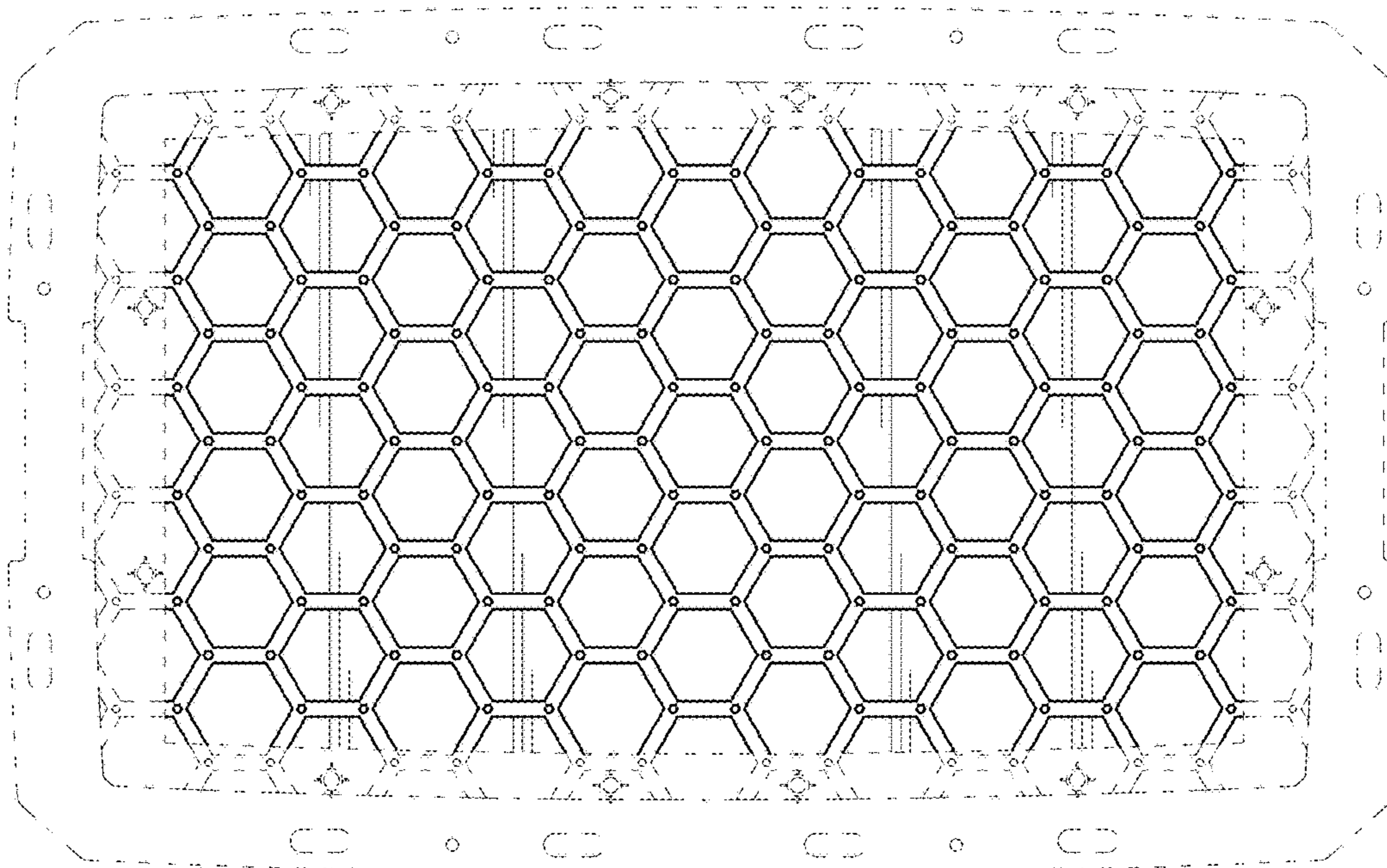


FIG. 4




FIG. 5

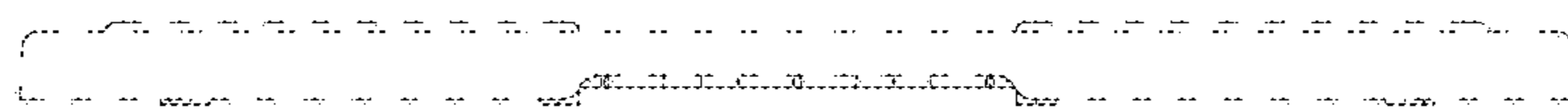


FIG. 6