



US00D816490S

(12) **United States Design Patent**
Pejouyan

(10) **Patent No.:** **US D816,490 S**

(45) **Date of Patent:** **** May 1, 2018**

(54) **CABLE PACKAGING**

(71) Applicant: **Libratel Inc.**, Toronto (CA)

(72) Inventor: **Peter Pejouyan**, North York (CA)

(73) Assignee: **LIBRATEL INC.**, North York (CA)

(**) Term: **15 Years**

(21) Appl. No.: **29/592,041**

(22) Filed: **Jan. 26, 2017**

(30) **Foreign Application Priority Data**

Jul. 29, 2016 (CA) 169724

(51) **LOC (11) Cl.** **09-03**

(52) **U.S. Cl.**
USPC **D9/432; D9/423**

(58) **Field of Classification Search**
USPC D9/414, 418, 422, 423, 424, 425, 428,
D9/430, 432, 433, 715, 730, 733, 737,
D9/743, 739, 754, 761; D3/201, 273,
D3/274, 276, 294, 316; D7/601, 602,
D7/630

CPC B65D 5/46024; B65D 5/46016; B65D
5/4204; B65D 5/422; B65D 5/46032;
B65D 5/4616; B65D 5/48018; B65D
5/5007; B65D 5/4208; B65D 77/0433

See application file for complete search history.

(56) **References Cited**

U.S. PATENT DOCUMENTS

2,152,933 A * 4/1939 Merrill B65D 5/46048
229/117.11

2,397,880 A 8/1940 Newman
D267,394 S 12/1982 Liptak et al.

5,775,494 A * 7/1998 Taplin G11B 33/045
206/232

5,871,099 A 2/1999 Mellenthin et al.

5,875,893 A 3/1999 Lee et al.

D551,070 S * 9/2007 Wallwork D9/414

D590,247 S * 4/2009 Pokempner D9/414

D632,169 S * 2/2011 Ruth D9/423

D633,381 S * 3/2011 Klauder D9/418

D690,592 S * 10/2013 Ding D9/432

D703,530 S * 4/2014 Caldecourt D9/432

8,955,671 B1 * 2/2015 Barnett B65D 25/22
206/1.5

D732,333 S * 6/2015 Mercier D7/323

2005/0194281 A1 9/2005 Richards et al.

2007/0000806 A1 1/2007 Oliveira

* cited by examiner

Primary Examiner — Lauren R Calve

(74) *Attorney, Agent, or Firm* — Bereskin & Parr
LLP/S.E.N.C.R.L., S.R.L.

(57) **CLAIM**

The ornamental design for a cable packaging, as shown and described.

DESCRIPTION

FIG. 1 is a front side top perspective view of a cable packaging;

FIG. 2 is a back side bottom perspective view thereof;

FIG. 3 is a side elevation view thereof;

FIG. 4 is a front elevation view thereof;

FIG. 5 is an opposite side elevation view thereof;

FIG. 6 is a back elevation view thereof;

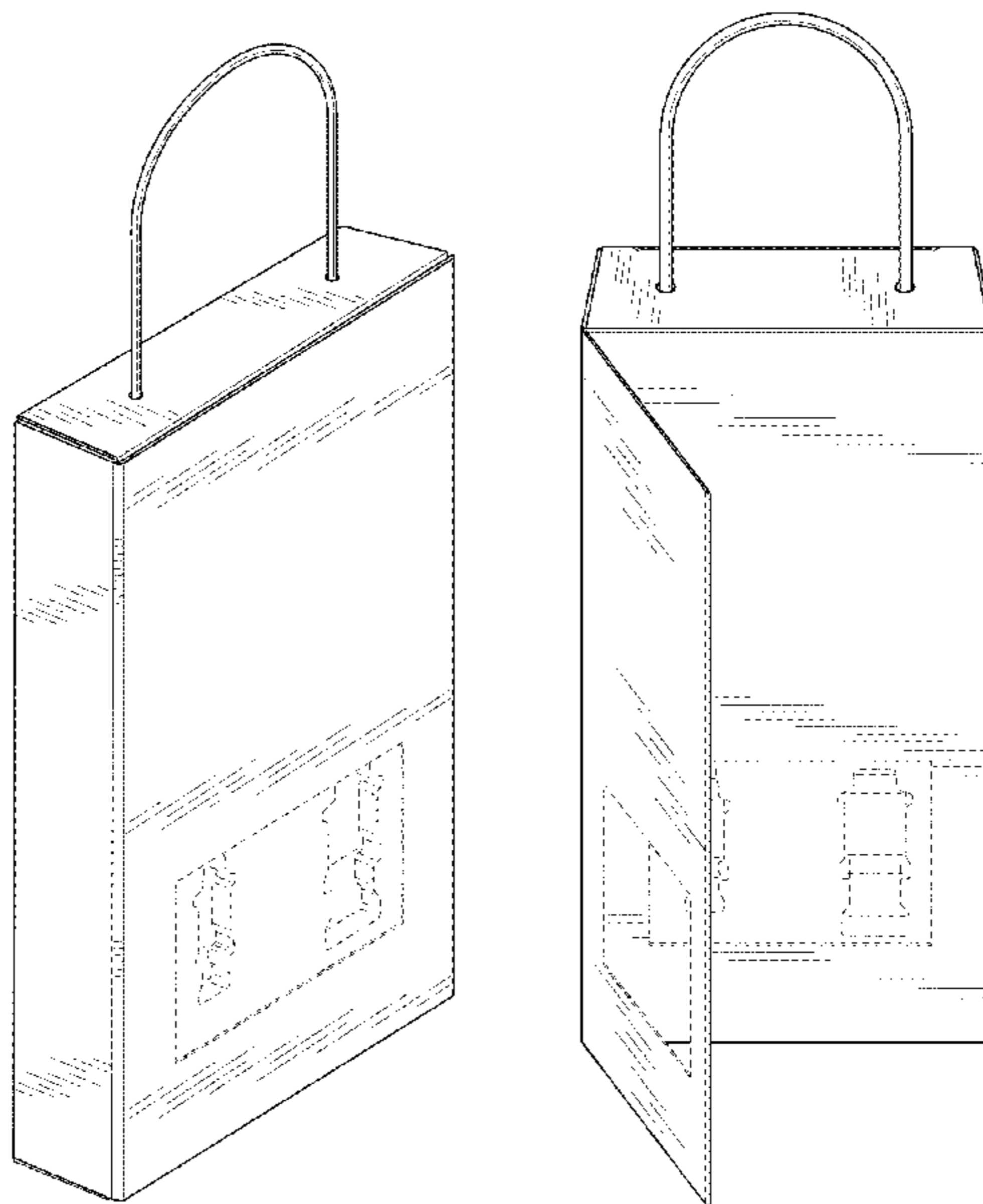
FIG. 7 is a top plan view thereof;

FIG. 8 is a bottom plan view thereof; and,

FIG. 9 is a front perspective view thereof shown in an open position.

The broken lines represent environmental subject matter and form no part of the claimed design.

1 Claim, 5 Drawing Sheets



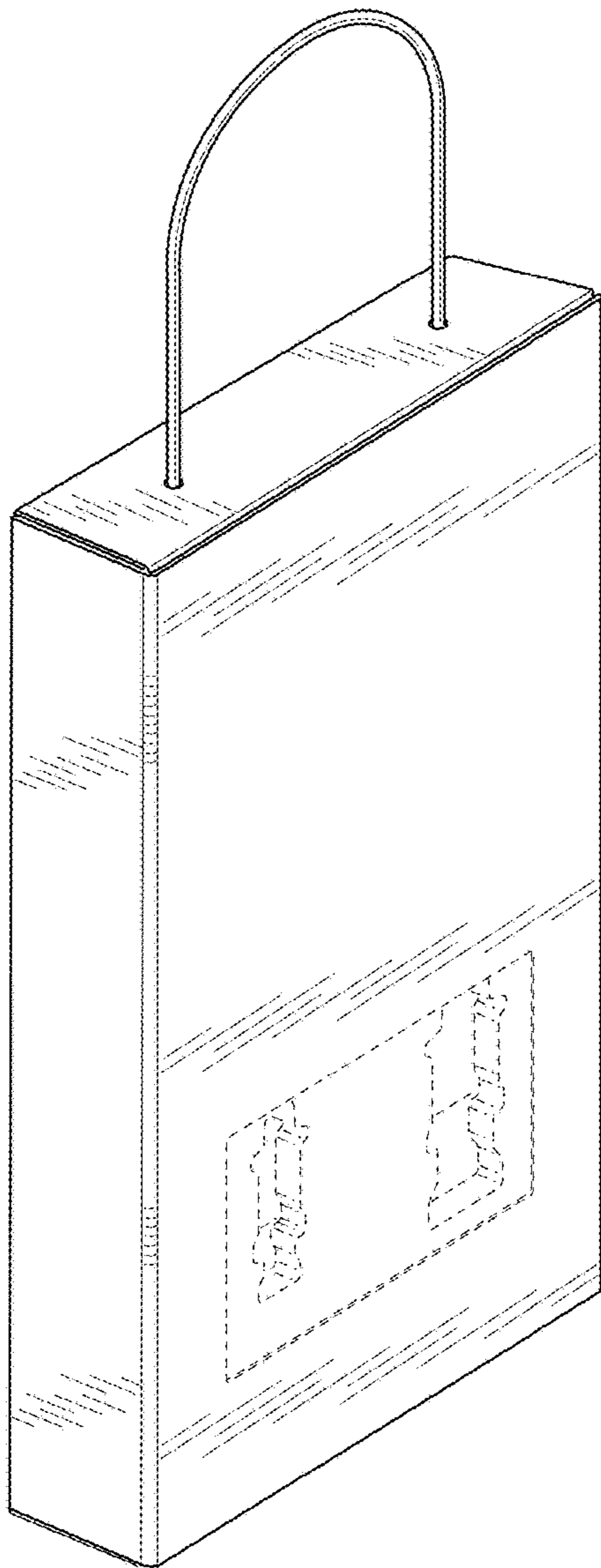


FIG. 1

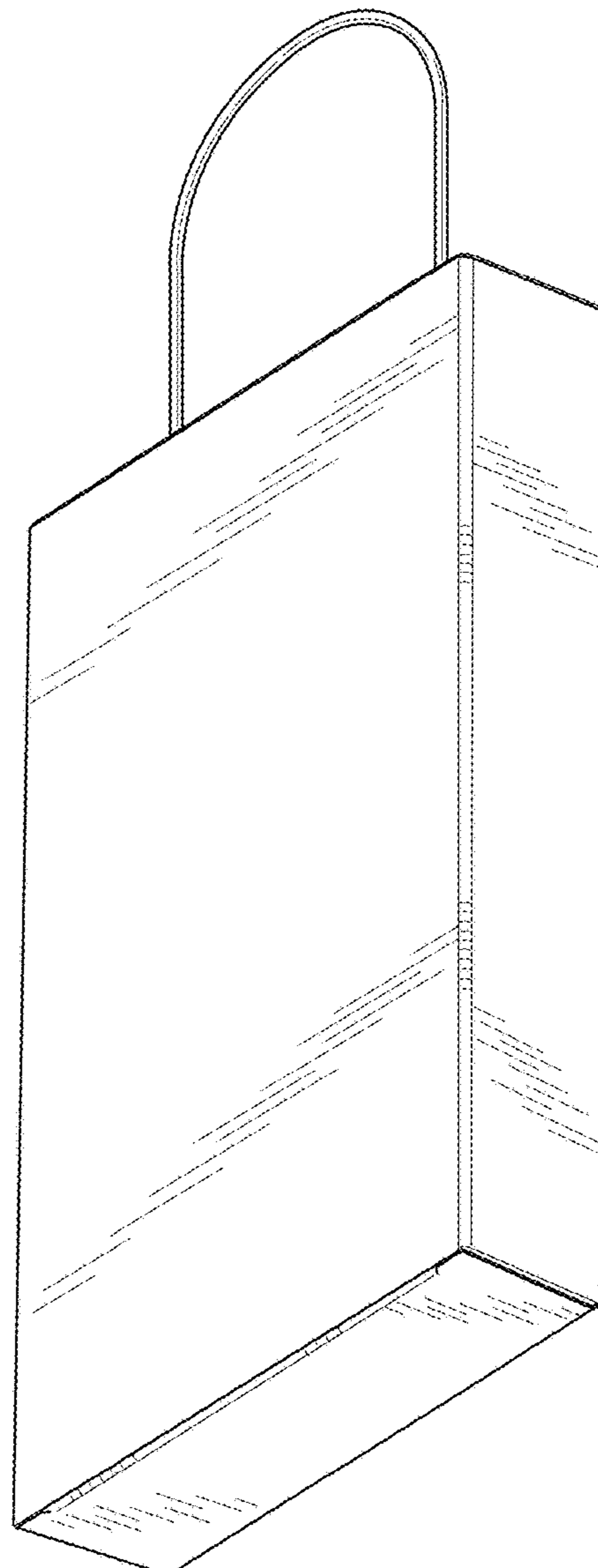


FIG. 2




FIG. 3




FIG. 4




FIG. 5




FIG. 6




FIG. 7




FIG. 8

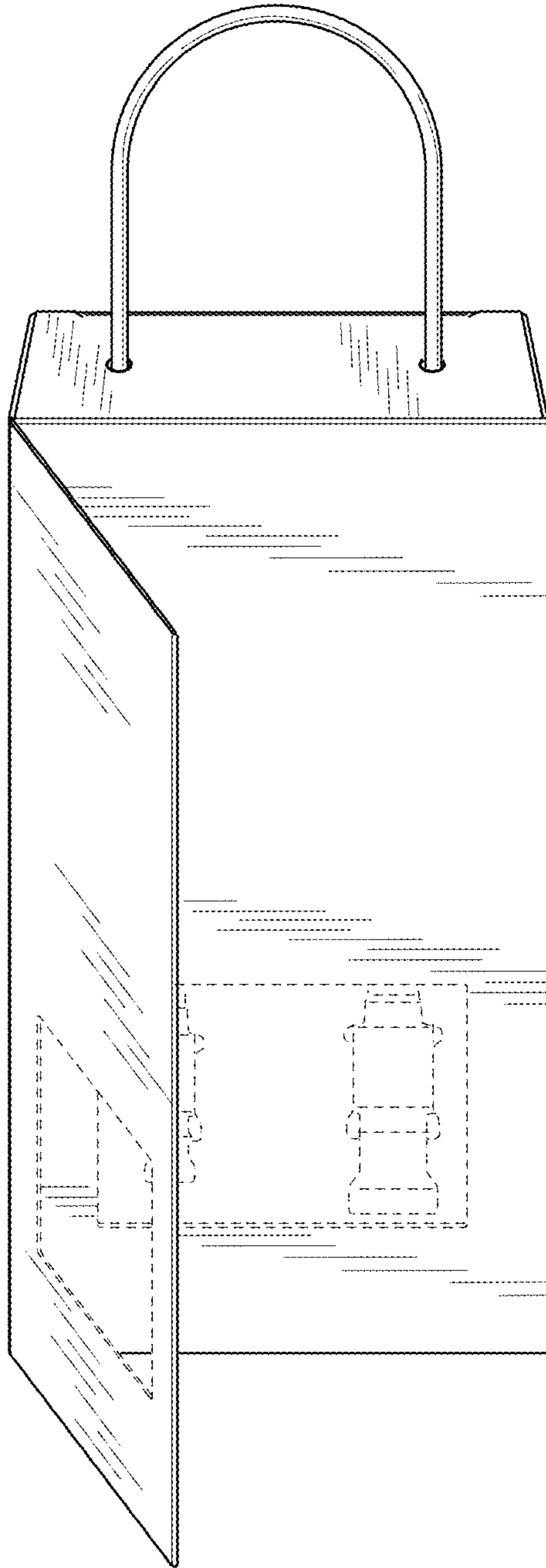


FIG. 9