



US00D816463S

(12) **United States Design Patent**
Chen

(10) **Patent No.:** **US D816,463 S**

(45) **Date of Patent:** **** May 1, 2018**

(54) **PANEL FOR ELECTRONIC LOCK**

(71) Applicant: **NINGBO TATEX MECHTRONICS CO., LTD.**, Zhejiang (CN)

(72) Inventor: **Jiayan Chen**, Zhejiang (CN)

(73) Assignee: **NINGBO TATEX MECHTRONICS CO., LTD.**, Zhejiang (CN)

(**) Term: **15 Years**

(21) Appl. No.: **29/603,603**

(22) Filed: **May 11, 2017**

(30) **Foreign Application Priority Data**

Apr. 11, 2017 (CN) 2017 3 0117356

(51) **LOC (11) Cl.** **08-07**

(52) **U.S. Cl.**
USPC **D8/334**; D8/343; D8/330

(58) **Field of Classification Search**
USPC D8/330, 331, 334, 339, 30, 343, 346,
D8/404; 70/277, 279.2, 286, 333 R,
70/333 A, 280, 282, 410, 485, 14, 20, 21,
70/22, 51, 52, 54; 292/2, 32, 37,
292/288-292
CPC G05B 19/00; G05B 15/00; E05B 49/00;
E05B 9/00; E05B 17/00; E05B 37/00
See application file for complete search history.

(56) **References Cited**

U.S. PATENT DOCUMENTS

- 4,665,727 A * 5/1987 Uyeda E05B 37/00
70/277
- 5,033,282 A * 7/1991 Gartner E05B 47/0012
70/119
- D438,447 S * 3/2001 Gartner D8/331
- D484,390 S * 12/2003 Abernethy D8/331
- D498,895 S * 11/2004 Lynch D99/28

- D513,582 S * 1/2006 Osiecki D8/331
- 7,336,150 B2 * 2/2008 Gokcebay E05B 47/06
340/5.2
- D701,745 S * 4/2014 Stevens D8/333
- D734,125 S * 7/2015 Kodama D8/330
- D734,650 S * 7/2015 Kodama D8/330
- D771,472 S * 11/2016 Gartner D8/331
- D774,871 S * 12/2016 Gartner D8/331
- 9,665,178 B2 * 5/2017 Bukurak G06F 3/017

* cited by examiner

Primary Examiner — Prabhakar G Deshmukh

(74) *Attorney, Agent, or Firm* — JCIPRNet

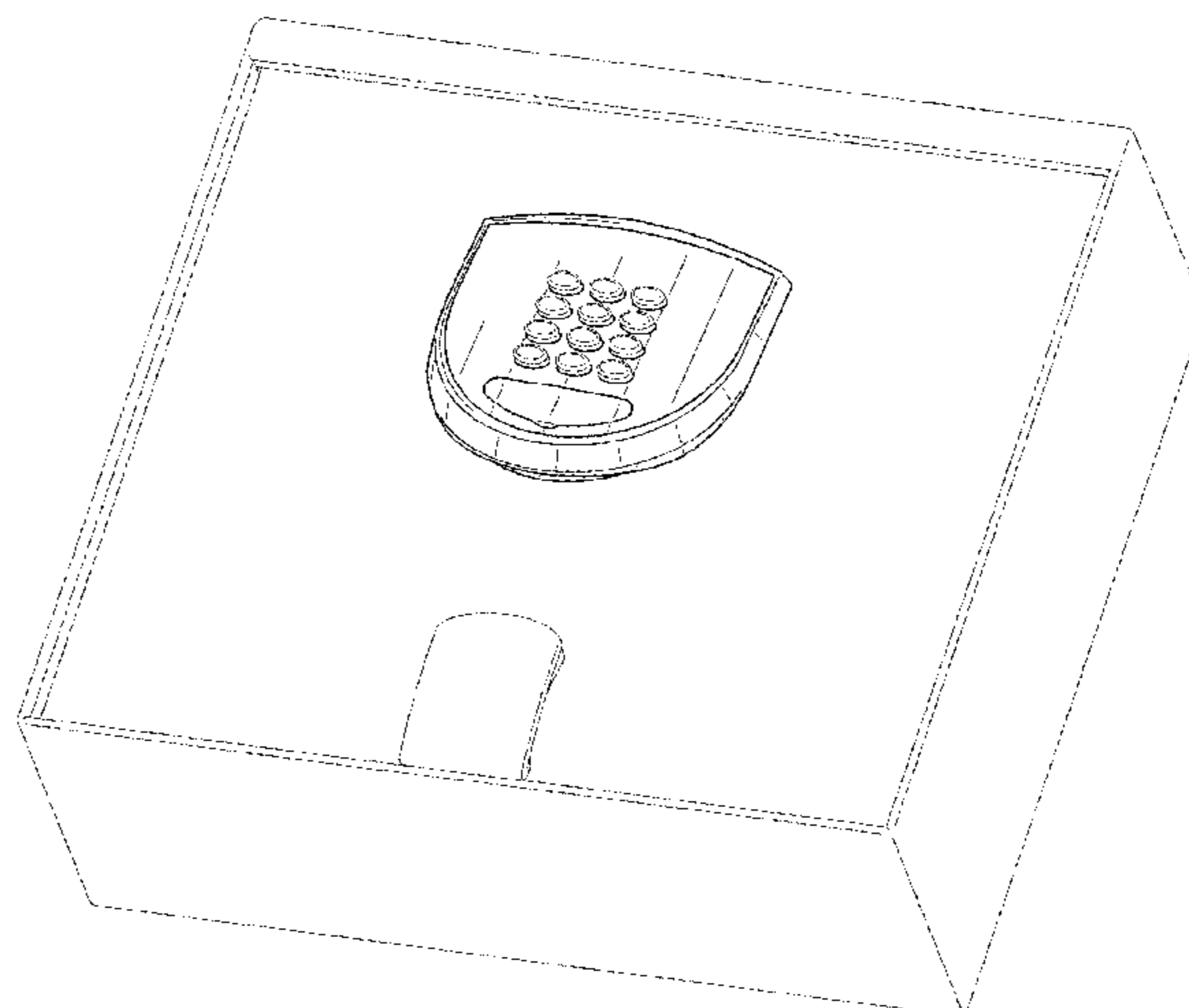
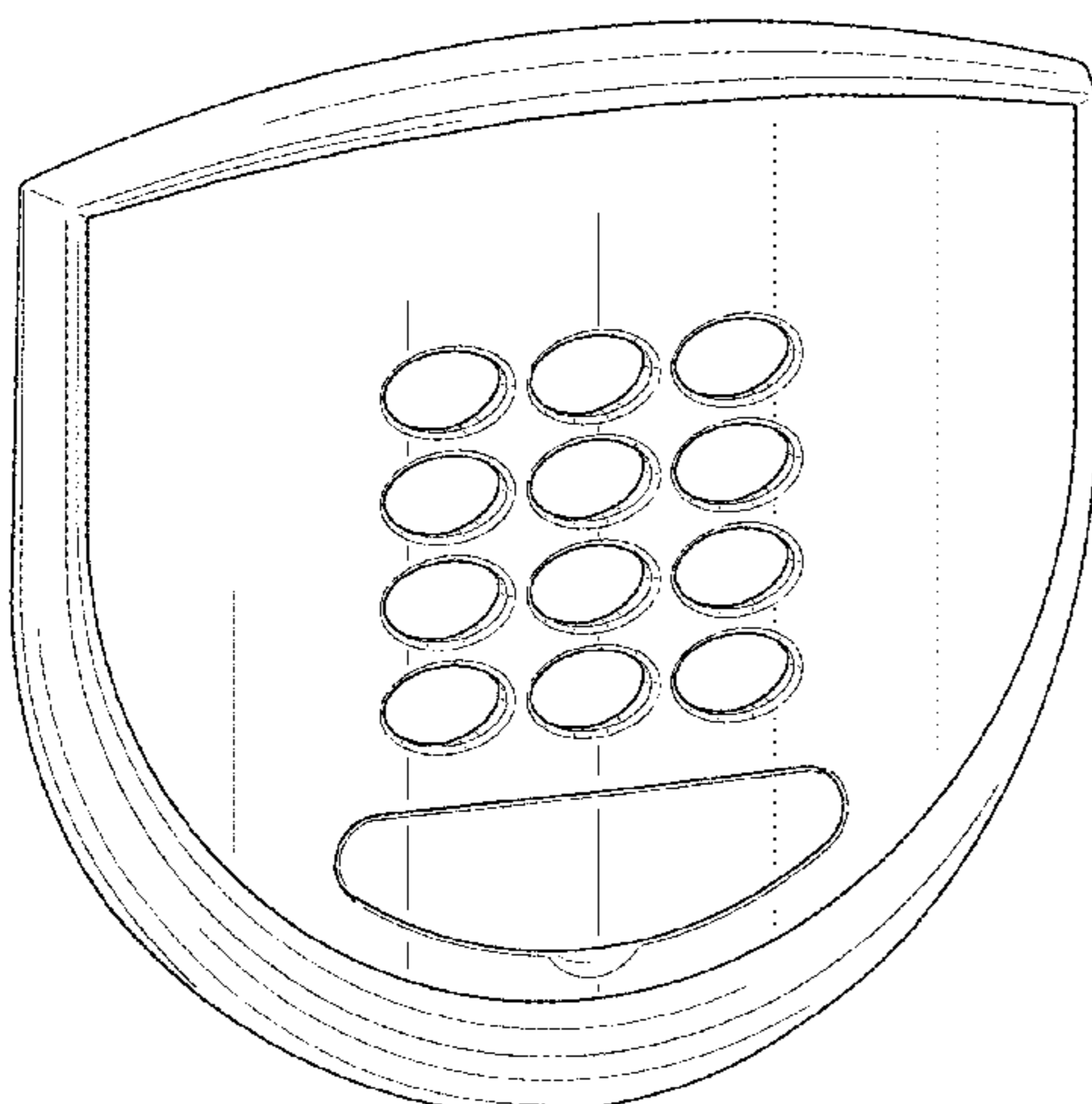
(57) **CLAIM**

The ornamental design for a panel for electronic lock, as shown and described.

DESCRIPTION

FIG. 1 is a perspective view of a panel for electronic lock showing my new design;
 FIG. 2 is a front view thereof;
 FIG. 3 is a left side view thereof;
 FIG. 4 is a right side view thereof;
 FIG. 5 is a top view thereof;
 FIG. 6 is a bottom view thereof;
 FIG. 7 is another perspective view thereof, being mounted on a front door of a safe; and,
 FIG. 8 is another perspective view thereof, being mounted on an upper door of another safe.
 A rear view thereof is omitted since it does not contain ornamental features. The dashed lines in FIG. 5 illustrate portions of the panel for electronic lock and form no part of the claimed design. The dot-dash lines showing of the buttons in FIGS. 7 and 8 illustrate environmental structure and form no part of the claimed design. The dot-dot-dash lines showing of the safes in FIGS. 7 and 8 illustrate environmental structure and form no part of the claimed design.

1 Claim, 6 Drawing Sheets



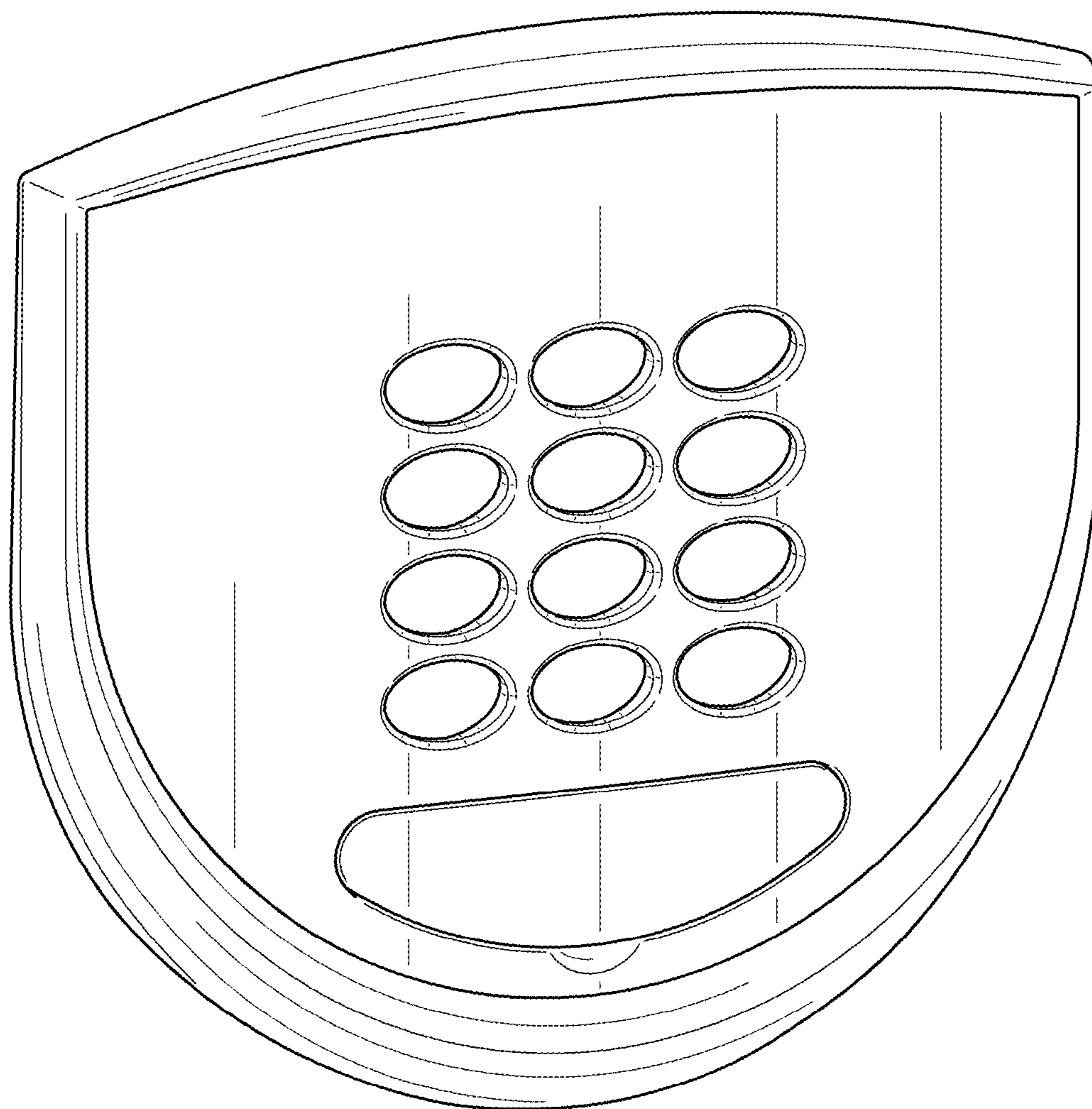


FIG. 1

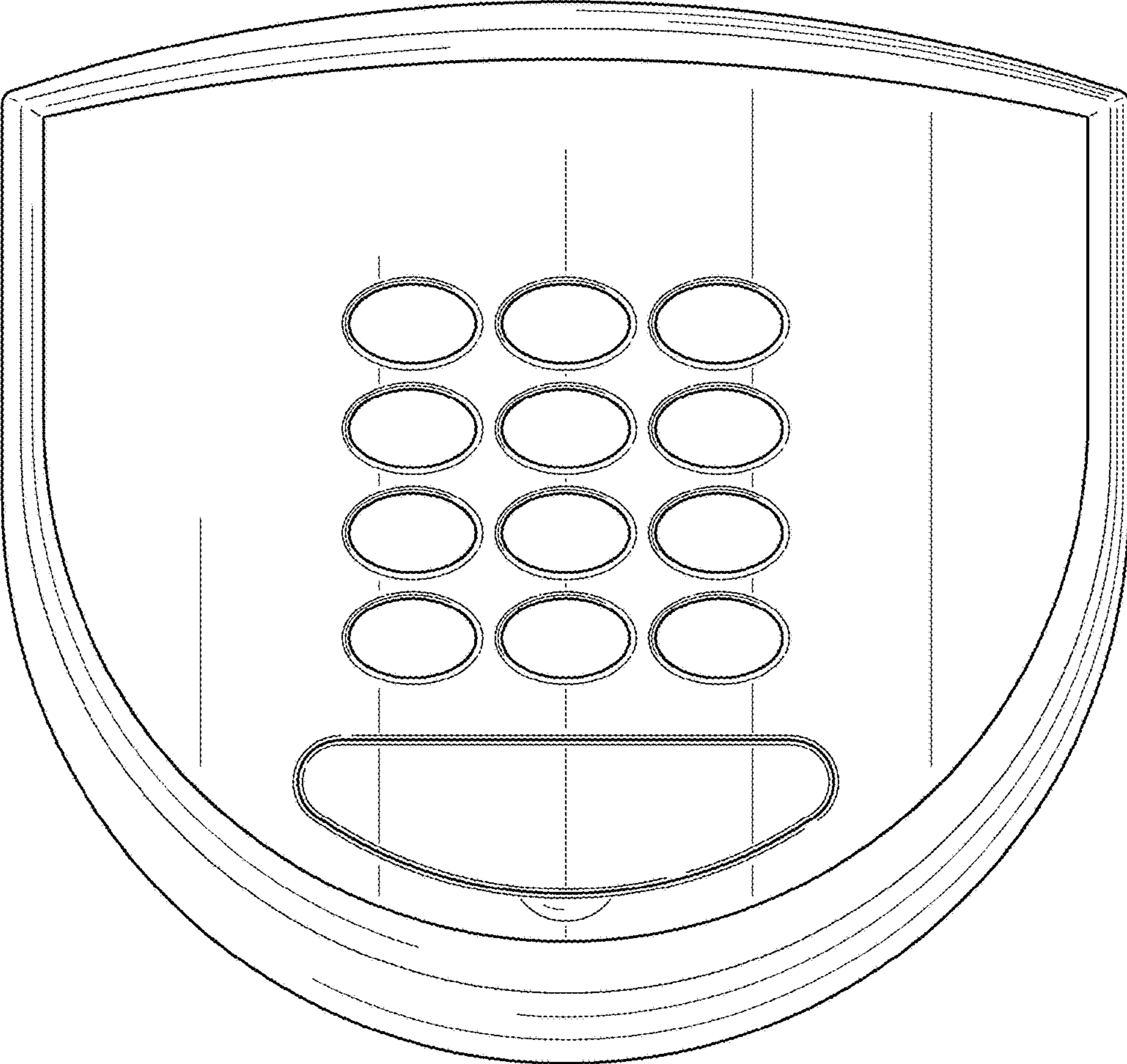


FIG. 2

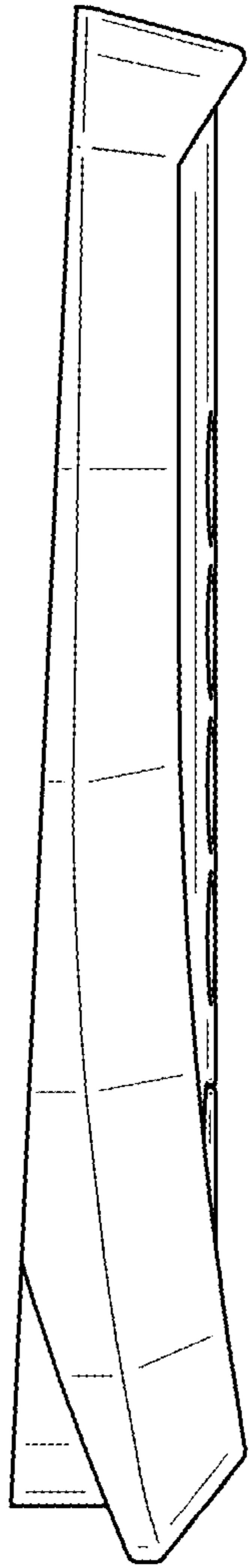


FIG. 3

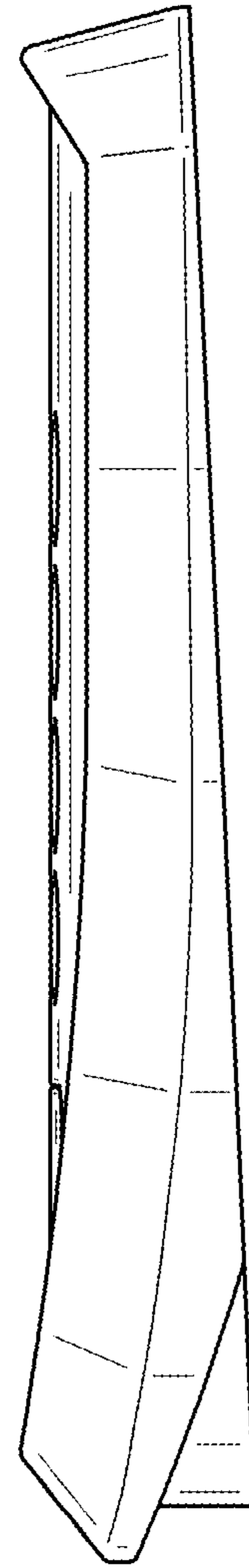


FIG. 4




FIG. 5

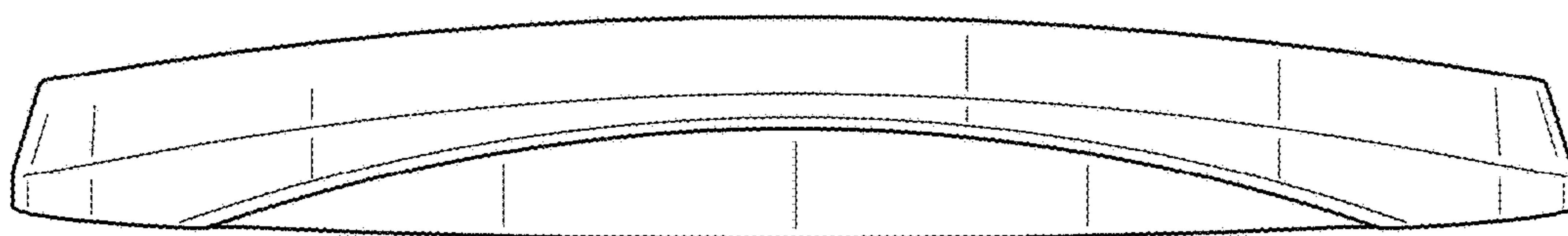


FIG. 6

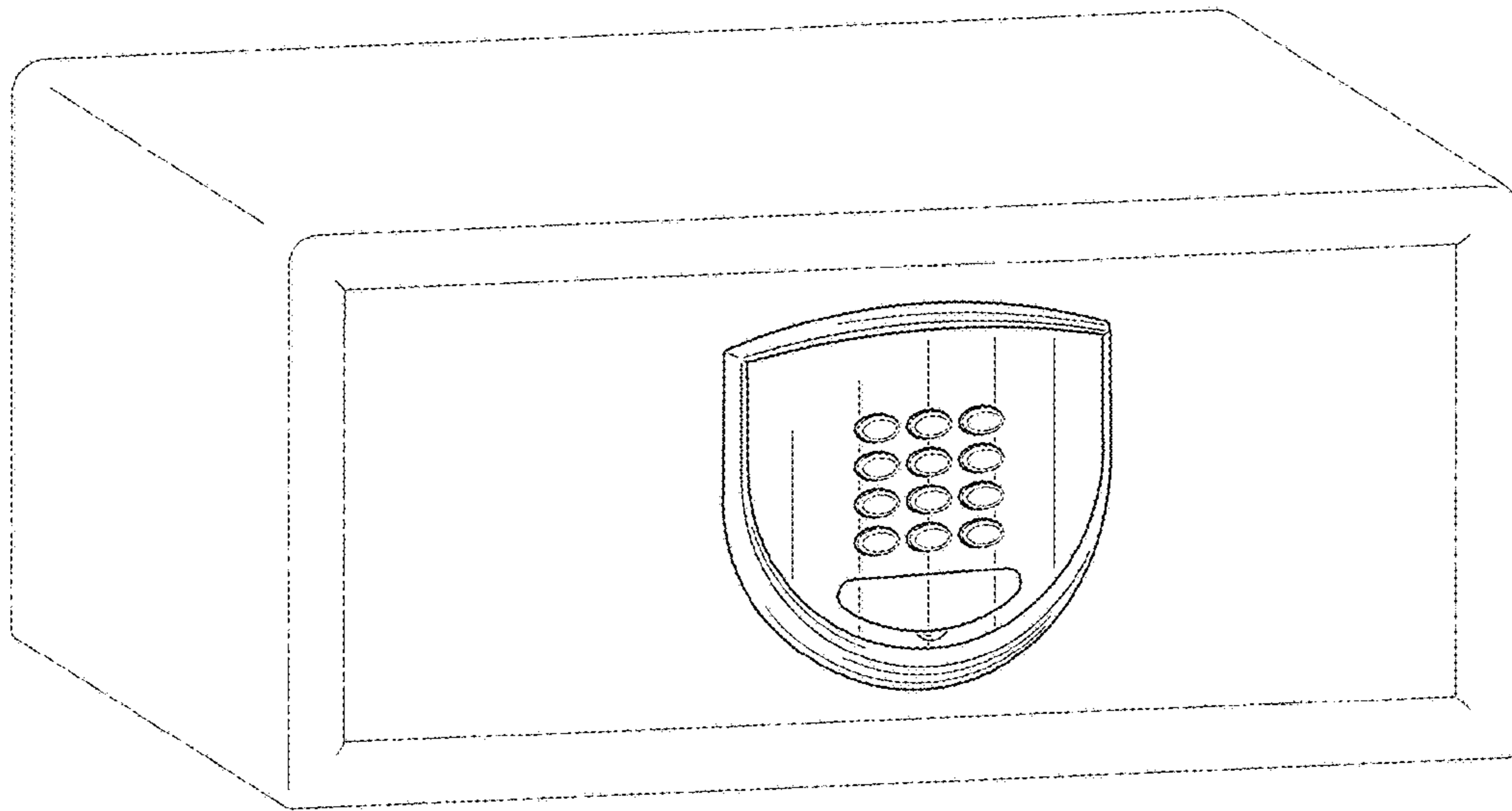


FIG. 7

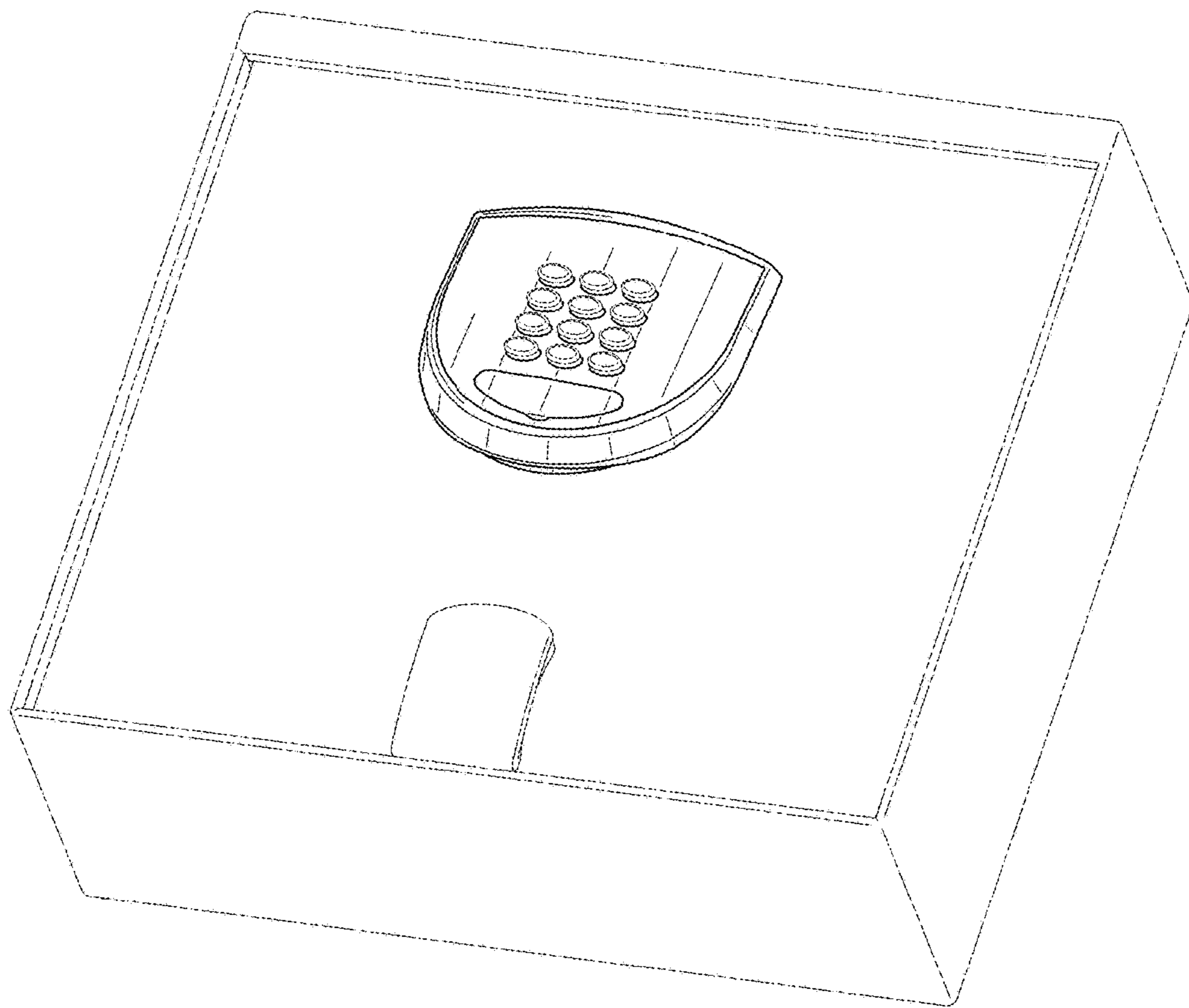


FIG. 8