



US00D816449S

(12) **United States Design Patent**
Ryu

(10) **Patent No.:** **US D816,449 S**

(45) **Date of Patent:** **** May 1, 2018**

(54) **HANDLE FOR SCISSORS**

(71) Applicant: **Seok Kyu Ryu**, Seoul (KR)

(72) Inventor: **Seok Kyu Ryu**, Seoul (KR)

(**) Term: **15 Years**

(21) Appl. No.: **29/586,763**

(22) Filed: **Dec. 7, 2016**

(51) **LOC (11) Cl.** **06-05**

(52) **U.S. Cl.**
USPC **D8/53**

(58) **Field of Classification Search**
USPC D8/51-58, 38, 100, 103, 107, 5, 324,
D8/335, 348, 351, 365

CPC B26B 13/10; B26B 13/20; B26B 13/12;
B26B 13/06; B26B 13/04

See application file for complete search history.

(56) **References Cited**

U.S. PATENT DOCUMENTS

D10,101 S * 7/1877 Renz 30/341
D25,263 S * 3/1896 Husselman 30/341

D28,529 S * 5/1898 Foster 30/341
D37,127 S * 9/1904 Keller D8/103
D37,242 S * 11/1904 Hobbs 30/254
D176,802 S * 1/1956 Lewis D8/53
D308,621 S * 6/1990 Lee D8/38
D382,784 S * 8/1997 Kagiyama 81/3.55
D759,460 S * 6/2016 Thomson D8/334
D762,451 S * 8/2016 Thomson D8/334

* cited by examiner

Primary Examiner — Deanna L Pratt

(74) *Attorney, Agent, or Firm* — Revolution IP, PLLC

(57) **CLAIM**

The ornamental design for a handle for scissors, as shown and described.

DESCRIPTION

FIG. 1 is a perspective view of a handle for scissors showing my new design;

FIG. 2 is a front view thereof;

FIG. 3 is a rear view thereof;

FIG. 4 is a left side view thereof;

FIG. 5 is a right side view thereof;

FIG. 6 is a top view thereof; and,

FIG. 7 is a bottom view thereof.

1 Claim, 2 Drawing Sheets




FIG. 1



FIG. 2




FIG. 3

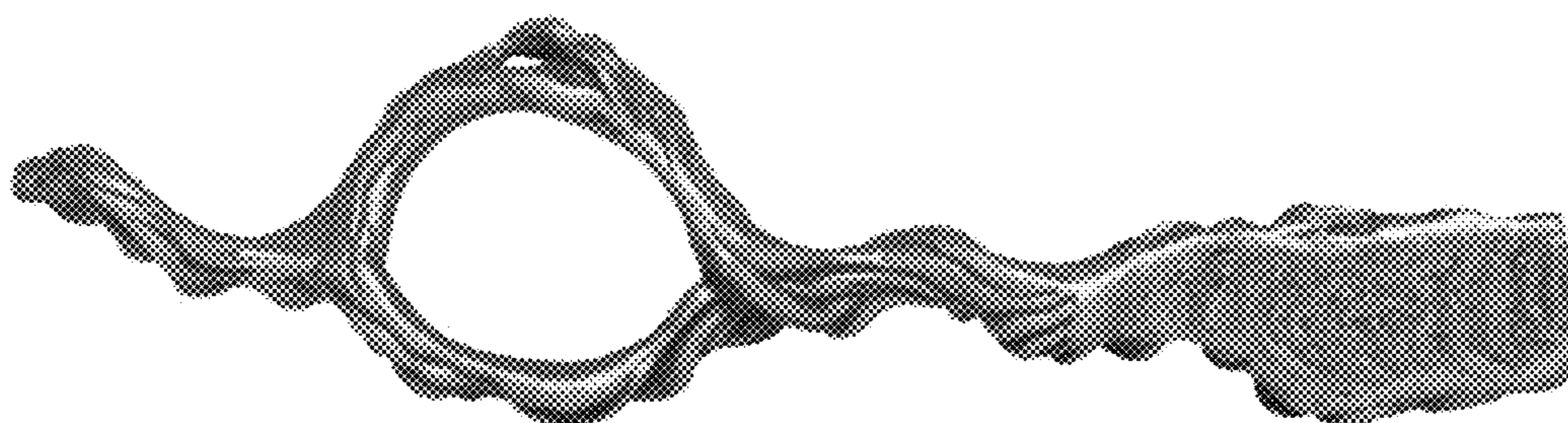


FIG. 4




FIG. 5




FIG. 6

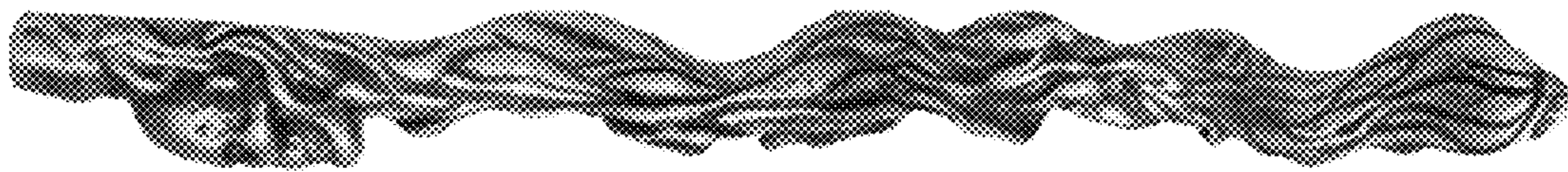


FIG. 7

