



US00D816448S

(12) **United States Design Patent** (10) **Patent No.:** **US D816,448 S**
Ryu (45) **Date of Patent:** **** May 1, 2018**

(54) **HANDLE FOR SCISSORS**
(71) Applicant: **Seok Kyu Ryu**, Seoul (KR)
(72) Inventor: **Seok Kyu Ryu**, Seoul (KR)
(**) Term: **15 Years**
(21) Appl. No.: **29/586,762**
(22) Filed: **Dec. 7, 2016**
(51) **LOC (11) Cl.** **08-05**
(52) **U.S. Cl.**
USPC **D8/53**
(58) **Field of Classification Search**
USPC D8/51-58, 38, 100, 103, 107, 5, 324,
D8/335, 348, 351, 365
CPC B26B 13/10; B26B 13/20; B26B 13/12;
B26B 13/06; B26B 13/04
See application file for complete search history.

(56) **References Cited**
U.S. PATENT DOCUMENTS
D10,101 S * 7/1877 Renz 30/341
D25,263 S * 3/1896 Foster 30/341
D28,529 S * 5/1898 Foster 30/341
D37,127 S * 9/1904 Keller D8/103

D37,242 S * 11/1904 Hobbs 30/254
D38,886 S * 11/1907 Switzer D8/103
D144,228 S * 3/1946 Winslow et al. D28/59
D176,802 S * 1/1956 Lewis D8/53
D308,621 S * 6/1990 Lee D8/38
D411,727 S * 6/1999 Hoge D8/305
D432,470 S * 10/2000 Durdin D12/179
D530,591 S * 10/2006 Su D8/302
D657,642 S * 4/2012 Rangl D8/38

* cited by examiner
Primary Examiner — Deanna L Pratt
(74) *Attorney, Agent, or Firm* — Revolution IP, PLLC

(57) **CLAIM**
The ornamental design for a handle for scissors, as shown and described.

DESCRIPTION
FIG. 1 is a perspective view of a handle for scissors showing my new design;
FIG. 2 is a front view thereof;
FIG. 3 is a rear view thereof;
FIG. 4 is a left side view thereof;
FIG. 5 is a right side view thereof;
FIG. 6 is a top view thereof; and,
FIG. 7 is a bottom view thereof.

1 Claim, 2 Drawing Sheets

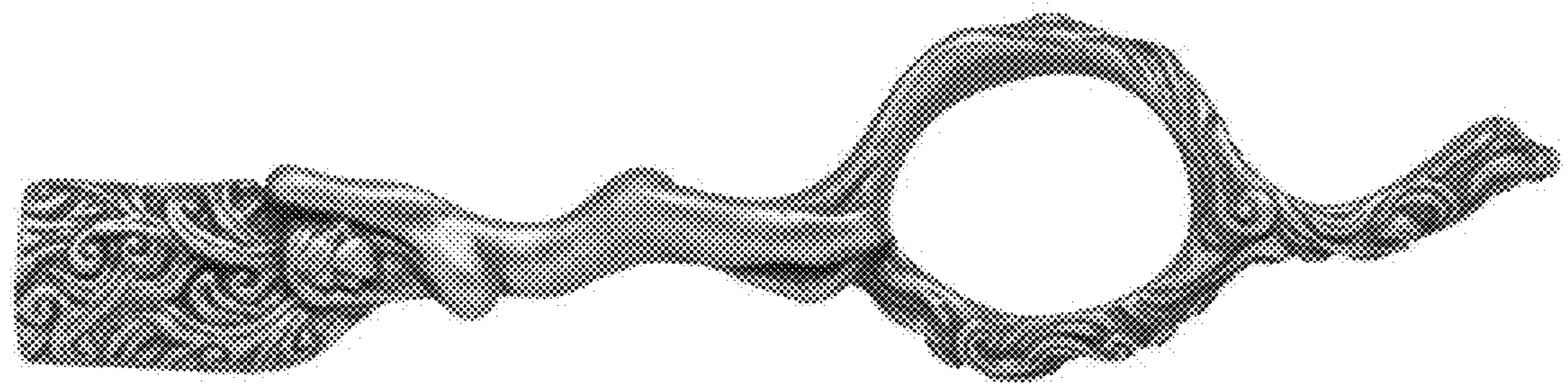


FIG. 1

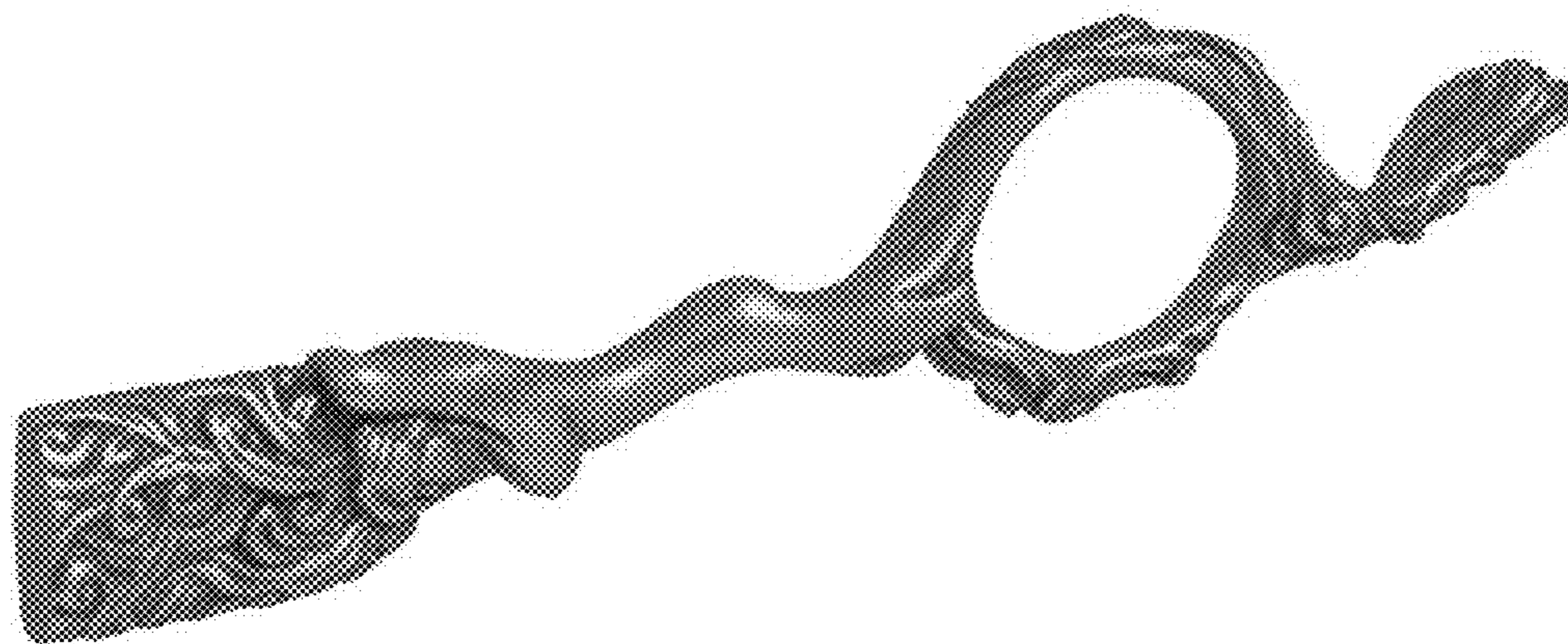


FIG. 2




FIG. 3

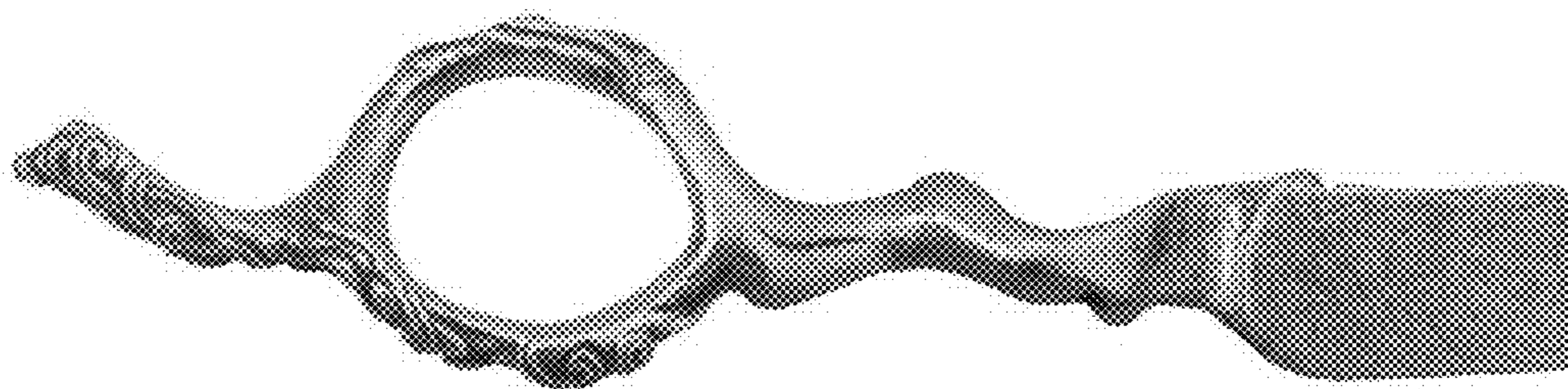


FIG. 4




FIG. 5



FIG. 6




FIG. 7

