



US00D816442S

(12) **United States Design Patent** (10) **Patent No.:** **US D816,442 S**  
**Gurwicz et al.** (45) **Date of Patent:** **\*\* May 1, 2018**

(54) **LIGHT BULB CHANGER HEAD**  
(71) Applicant: **GR Ventures L.L.C.**, Northfield, NJ (US)  
(72) Inventors: **Joseph Gurwicz**, Egg Harbor Twp, NJ (US); **Michael Rosen**, Boca Raton, FL (US)  
(73) Assignee: **GR Ventures L.L.C.**, Northfield, NJ (US)

5,148,723 A 9/1992 Newman, Sr. et al.  
5,218,889 A 6/1993 Brockberg  
D345,899 S 4/1994 Friend  
5,317,939 A 6/1994 Marinescu  
(Continued)

**FOREIGN PATENT DOCUMENTS**

AU 2005202235 A1 12/2005  
GB 2278565 12/1994  
(Continued)

(\*\*) Term: **15 Years**

**OTHER PUBLICATIONS**

(21) Appl. No.: **29/555,454**

Light Bulb Change patent—Google search—<https://www.google.com/search?q=light+bulb+changer+patent&newwi...>; 12 pages; Mar. 31, 2014.

(22) Filed: **Feb. 22, 2016**

(Continued)

(51) **LOC (11) Cl.** ..... **08-05**

(52) **U.S. Cl.**  
USPC ..... **D8/14**

(58) **Field of Classification Search**  
USPC ..... D8/14, 70, 349, 354; 81/176.1, 176.15, 81/120; D24/214, 215; D32/40; D21/488  
CPC ..... H01K 3/32; H01J 9/003; B25B 23/0028; B25B 9/00  
See application file for complete search history.

*Primary Examiner* — Phillip S Hyder  
(74) *Attorney, Agent, or Firm* — Blank Rome LLP; Michael C. Greenbaum; Tara L. Marcus

(57) **CLAIM**

The ornamental design for the light bulb changer head, as shown and described.

**DESCRIPTION**

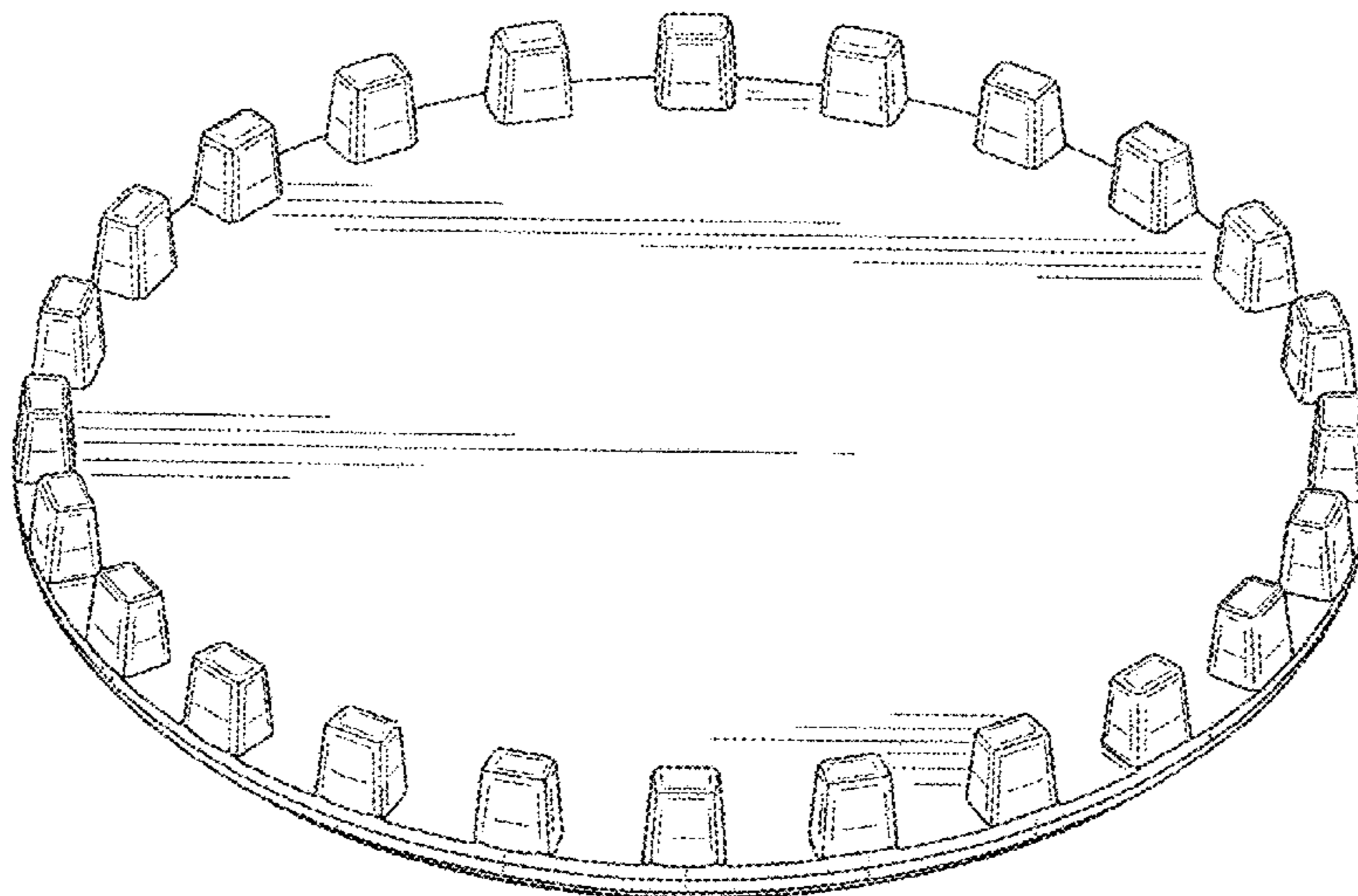
(56) **References Cited**

**U.S. PATENT DOCUMENTS**

363,332 A	5/1887	Hammer
2,117,017 A	5/1938	Chadsey
2,157,563 A	5/1939	Pethick
2,634,998 A	4/1953	Flower
2,637,587 A	5/1953	Cecil
2,722,448 A	11/1955	Popp
2,766,060 A	10/1956	Fuller
4,663,996 A	5/1987	Grudgfield
D297,499 S	9/1988	Whitney
4,664,899 A	9/1989	Morse
4,864,899 A	9/1989	Morse
4,872,097 A	10/1989	Miller

FIG. 1 is a perspective view of a light bulb changer head in accordance with a first embodiment of the present invention; FIG. 2 is a side elevational view of the light bulb changer head illustrated in FIG. 1; FIG. 3 is a top plan view of the light bulb changer head illustrated in FIG. 1; and, FIG. 4 is a bottom plan view of the light bulb changer head illustrated in FIG. 1. The broken lines depict portions of the light bulb changer head in which the design is embodied that form no part of the claimed design.

**1 Claim, 4 Drawing Sheets**



(56)

References Cited

U.S. PATENT DOCUMENTS

5,440,867 A 8/1995 Strus  
 5,809,850 A 9/1998 Tickner  
 6,223,628 B1 5/2001 Barron  
 6,257,095 B1 7/2001 Yukness  
 6,320,608 B1 11/2001 Yap et al.  
 D484,013 S 12/2003 Alverson, Jr.  
 D490,670 S 6/2004 Ball et al.  
 7,143,668 B2 12/2006 Johnson et al.  
 D544,007 S \* 6/2007 Marasco ..... D15/140  
 D544,605 S 6/2007 Marasco  
 D545,333 S \* 6/2007 Clarke ..... D12/123  
 7,255,024 B2 8/2007 Johnson et al.  
 7,270,031 B1 9/2007 Huls  
 7,334,503 B1 2/2008 Newman  
 7,367,347 B2 5/2008 Field  
 7,562,605 B2 \* 7/2009 Kunkel ..... B25B 13/02  
 81/176.1  
 D610,887 S 3/2010 Vivatvanit  
 8,274,241 B2 9/2012 Guest et al.  
 D672,518 S 12/2012 Facticeau et al.  
 D682,651 S \* 5/2013 McRoberts ..... D8/20  
 8,476,812 B2 7/2013 Chan et al.  
 8,539,863 B2 9/2013 Gatski  
 8,546,362 B2 10/2013 Sultur et al.  
 8,555,749 B2 10/2013 Gatski  
 8,657,351 B2 2/2014 Johnson  
 8,926,140 B2 1/2015 Wheelock  
 9,070,544 B1 6/2015 Shaps et al.  
 9,093,241 B1 7/2015 Gatski  
 D745,347 S \* 12/2015 Gurwicz ..... D8/14  
 9,222,568 B2 \* 12/2015 Schroedl ..... B62M 9/02  
 9,613,794 B2 4/2017 Becker

2002/0117870 A1 8/2002 Cash  
 2005/0178246 A1 8/2005 Johnson et al.  
 2009/0141508 A1 6/2009 Peng et al.  
 2010/0024606 A1 2/2010 Becker  
 2010/0096992 A1 4/2010 Yamamoto et al.  
 2011/0076927 A1 \* 3/2011 Ho ..... B24B 23/005  
 451/342  
 2011/0089830 A1 4/2011 Pickard et al.  
 2012/0103141 A1 5/2012 Workman  
 2012/0182737 A1 7/2012 Kuenzler et al.  
 2013/0135888 A1 5/2013 Le Bars et al.

FOREIGN PATENT DOCUMENTS

JP 668293 U 9/1994  
 JP 08161923 A 6/1996  
 JP 2011070784 A 4/2011  
 KR 20070107429 A 11/2007  
 WO WO-8404627 A1 11/1984  
 WO WO-2005112076 A2 11/2005

OTHER PUBLICATIONS

Cleaning Supplies/Cleaning Tools/Stickyfingers Bulb Changer—  
 Pkg Q . . . ; <http://www.globalindustrial.com/p/janitorial-maintenance/cleaning-sup. . .>; 2 pages; Mar. 31, 2014.  
 Notification Concerning Transmittal of International Preliminary Report on Patentability, PCT/US2015/027935, dated Nov. 10, 2016.  
 Supplementary European Search Report, EP 15 78 5311, dated Jan. 9, 2017, Aug. 3, 2017.  
 International Search Report and Written Opinion issued in PCT/US2017/018293 dated May 16, 2017.

\* cited by examiner

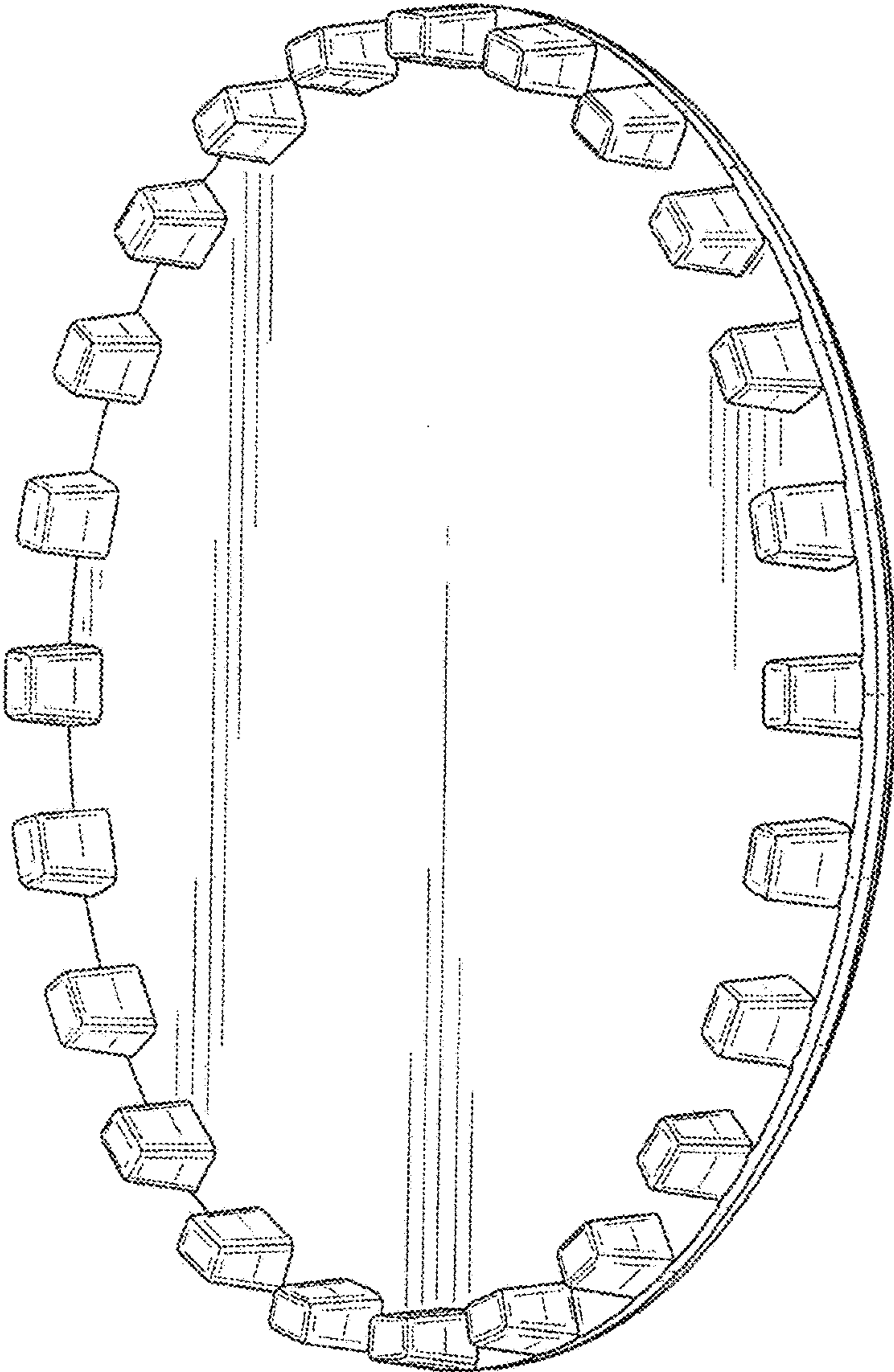


FIG. 1

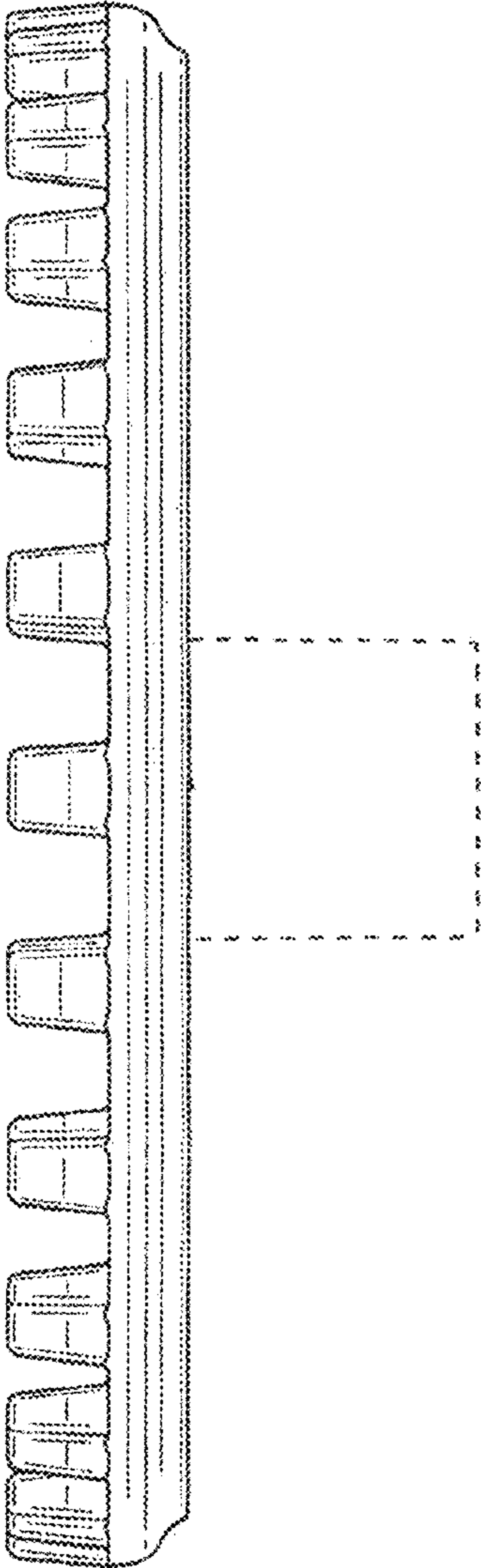


FIG. 2

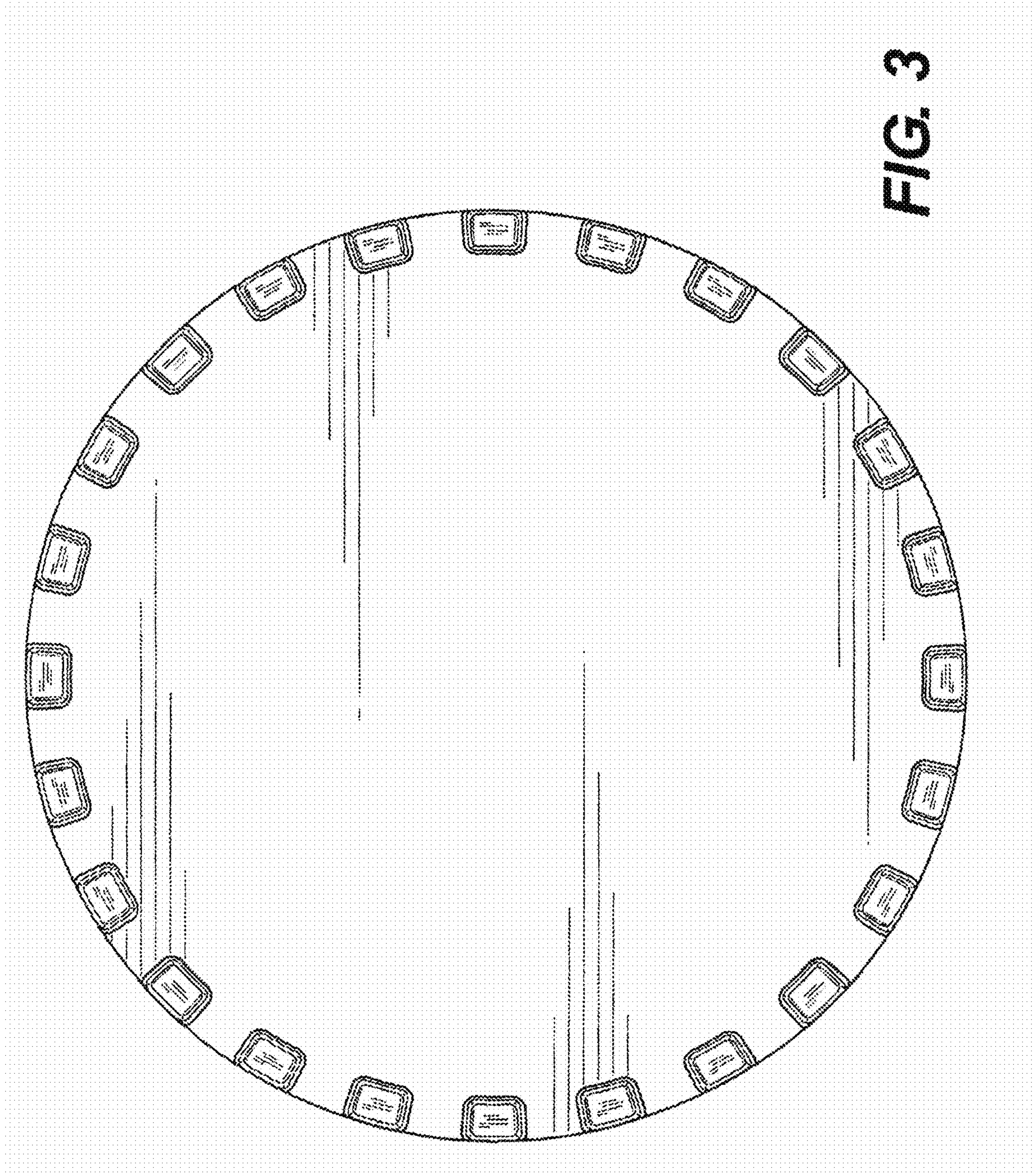


FIG. 3

FIG. 4

