



US00D816422S

(12) **United States Design Patent**
Nguyen

(10) **Patent No.:** **US D816,422 S**

(45) **Date of Patent:** **** May 1, 2018**

(54) **ICE JACKET WINE CHILLER**

(71) Applicant: **Hai T. Nguyen**, Deerfield Beach, FL
(US)

(72) Inventor: **Hai T. Nguyen**, Deerfield Beach, FL
(US)

(**) Term: **15 Years**

(21) Appl. No.: **29/592,146**

(22) Filed: **Jan. 27, 2017**

(51) **LOC (11) Cl.** **07-07**

(52) **U.S. Cl.**
USPC **D7/603**

(58) **Field of Classification Search**
USPC D7/509, 523, 603-608, 624.1-624.3;
D9/500-504, 515, 549, 559, 572-575
CPC B65D 81/3881; B65D 81/3886; A47G
23/0241; A47G 23/0266; A47G 23/2288
See application file for complete search history.

(56) **References Cited**

U.S. PATENT DOCUMENTS

3,603,106	A *	9/1971	Ryan	A47G 19/2288
					126/400
D266,648	S *	10/1982	Plewes	D9/454
D301,821	S *	6/1989	Bartolo	D7/608
D309,847	S *	8/1990	Scheurer	D34/39
D318,986	S *	8/1991	DeCoster	D7/667
D377,293	S *	1/1997	Husted	D7/510
D441,614	S *	5/2001	Carroll	D7/608
D508,374	S *	8/2005	Martin	D7/590
D530,159	S *	10/2006	Brunson	D7/607
D547,136	S *	7/2007	Spagnolo	D7/665
D547,611	S *	7/2007	Seum	D7/510
D570,689	S *	6/2008	Chang	D9/446
D597,382	S *	8/2009	Bognar	D7/608
D612,240	S *	3/2010	Cresswell	D9/454
D621,223	S *	8/2010	Bas	D7/603
D623,984	S *	9/2010	Bas	D11/146
D660,084	S *	5/2012	Gilbert	D7/510

D662,727	S *	7/2012	Cooper	D6/688
D733,967	S *	7/2015	Schlatter	D28/85
D752,397	S *	3/2016	Seiders	D7/608
D800,411	S *	10/2017	Cutler	D34/39

OTHER PUBLICATIONS

18" Diameter x30" High Cedar Barrel. Online, published date unknown. Retrieved on Dec. 4, 2017 from URL: http://www.shoppopdisplays.com/P_10741/18-diameter-x-30-high-cedar-barrel.html?st-t=adwords&vt-k=&vt-mt=&gclid=EAAlQobChMIfiKro7x1wVnlKzCh2hogexEAQVCCABEgJX3vD_BwE.*

* cited by examiner

Primary Examiner — Vy N Koenig
Assistant Examiner — Omeed Agilee

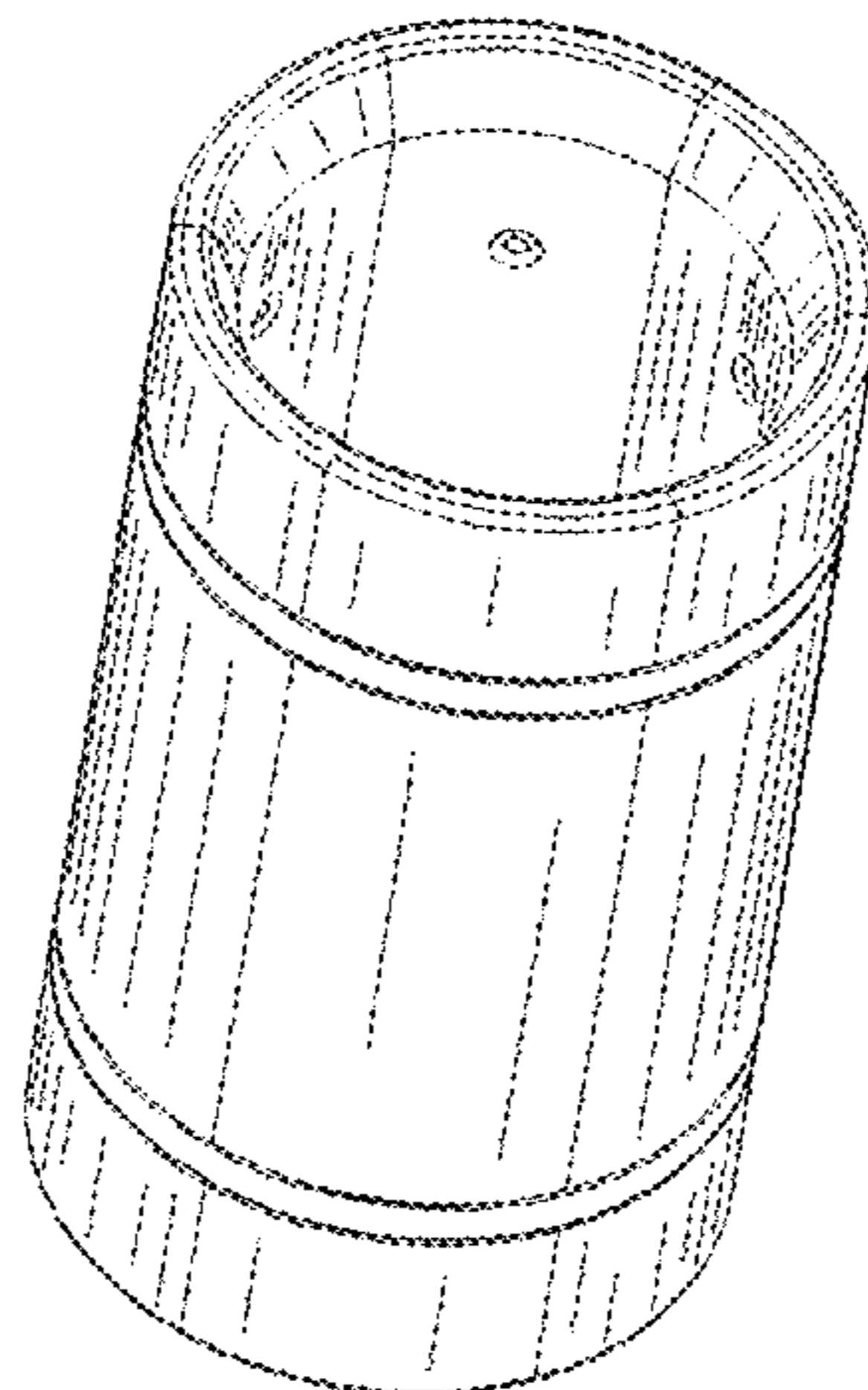
(57) **CLAIM**

The ornamental design for an ice jacket wine chiller, as shown and described.

DESCRIPTION

FIG. 1 is a top front perspective view of an ice jacket wine chiller showing my new design, with all the pods in an assembled configuration;
FIG. 2 is a top front perspective view thereof, showing the ice jacket wine chiller in a slightly rotated configuration;
FIG. 3 is a top front perspective view showing the ice jacket wine chiller with just one pod assembled for ease of illustration;
FIG. 4 is a front elevation view of FIG. 1;
FIG. 5 is a top plan view thereof;
FIG. 6 is a cross sectional view thereof, taken along line 6-6 in FIG. 5; and,
FIG. 7 is an enlarged view of the circled area labeled "7" in FIG. 6.

1 Claim, 3 Drawing Sheets



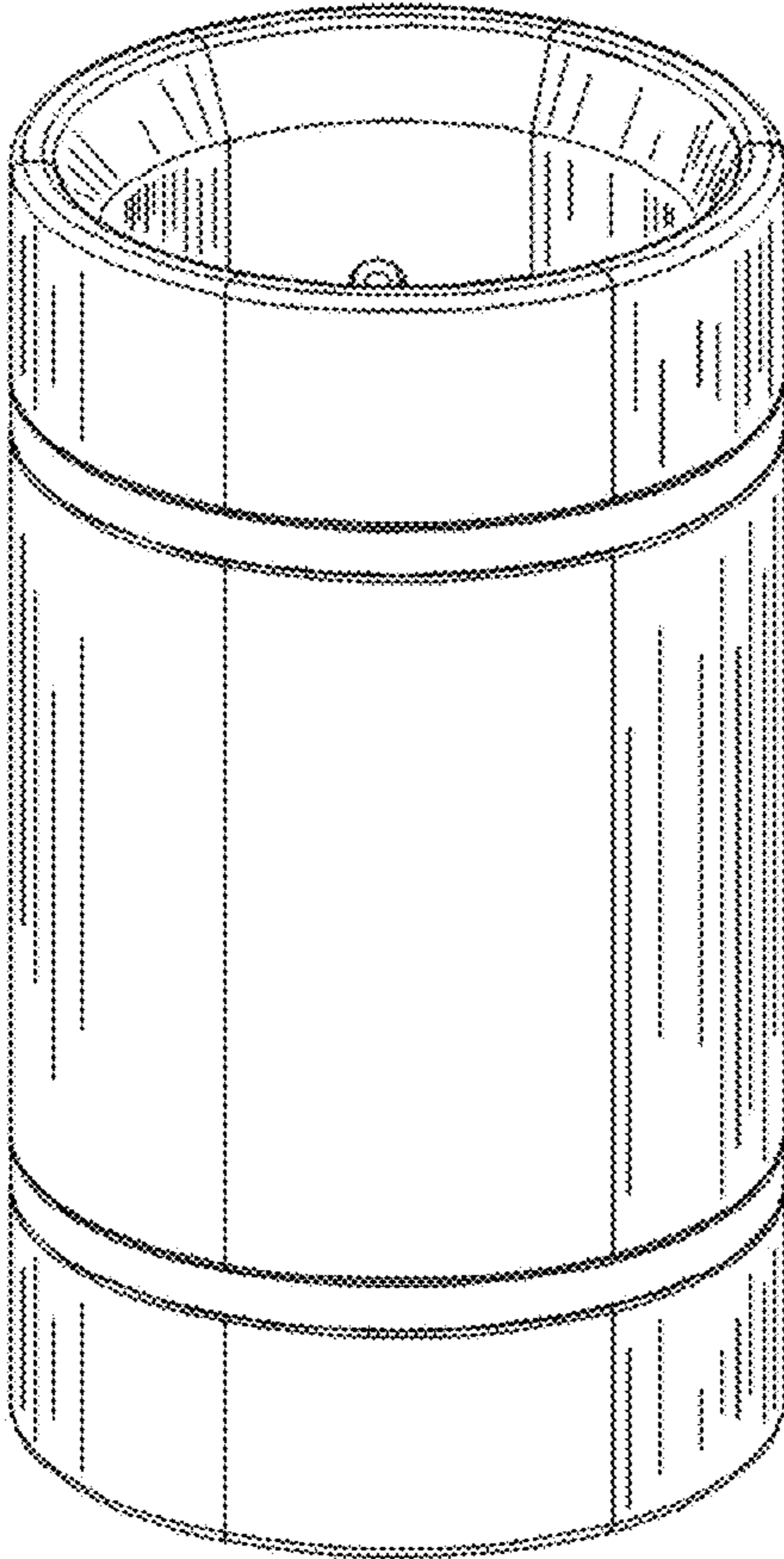


FIG. 1

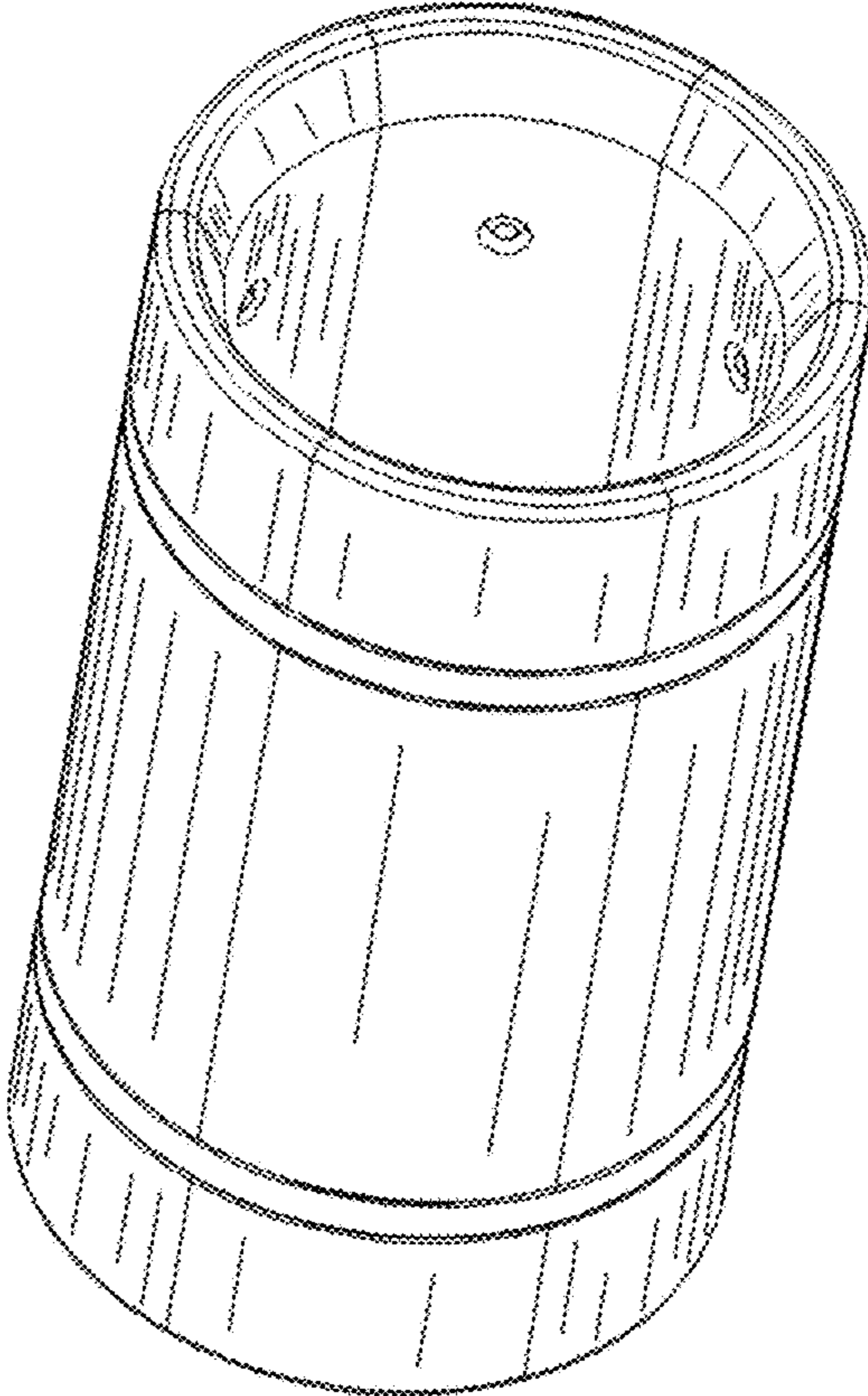


FIG. 2

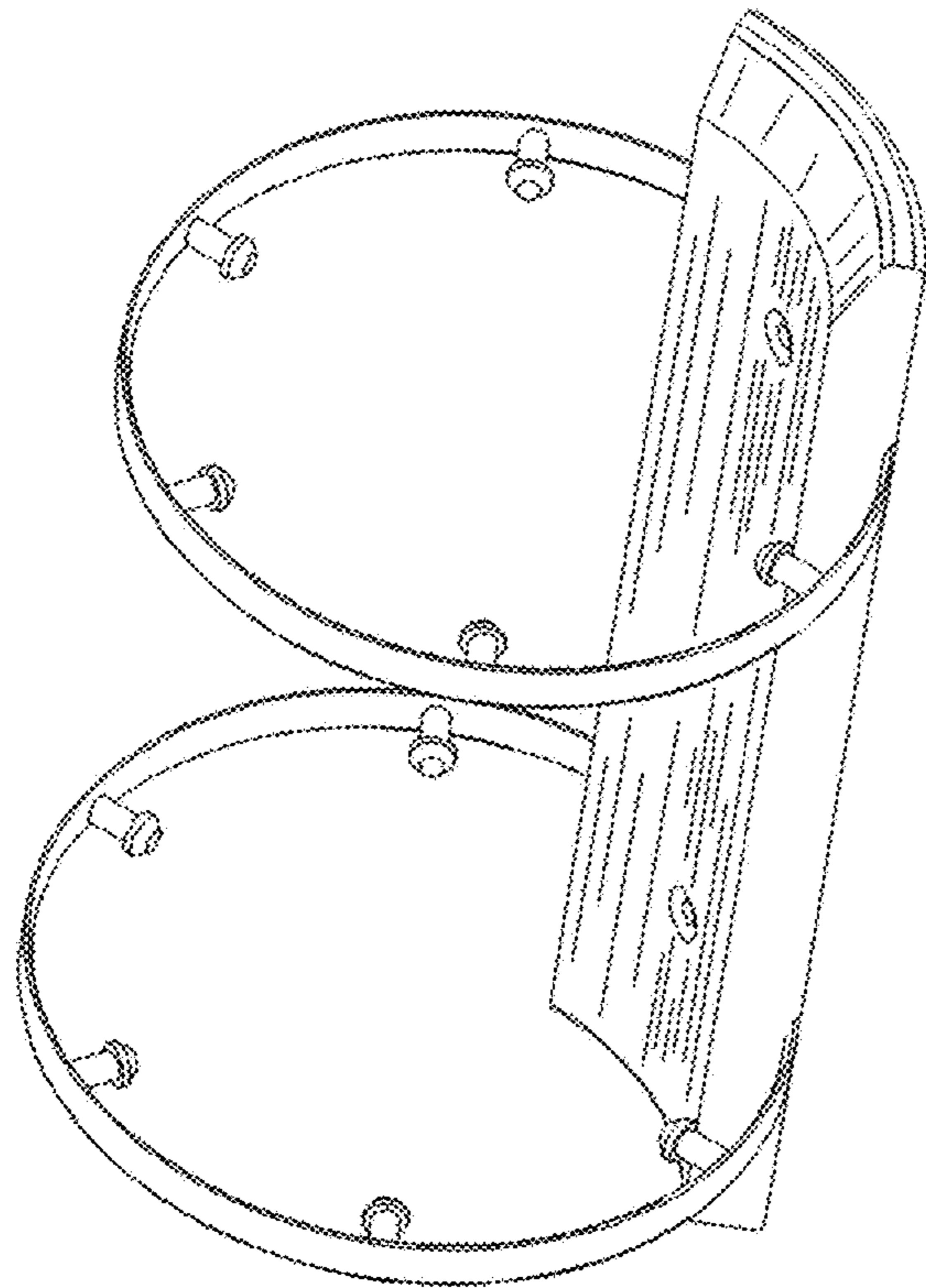


FIG. 3




FIG. 4

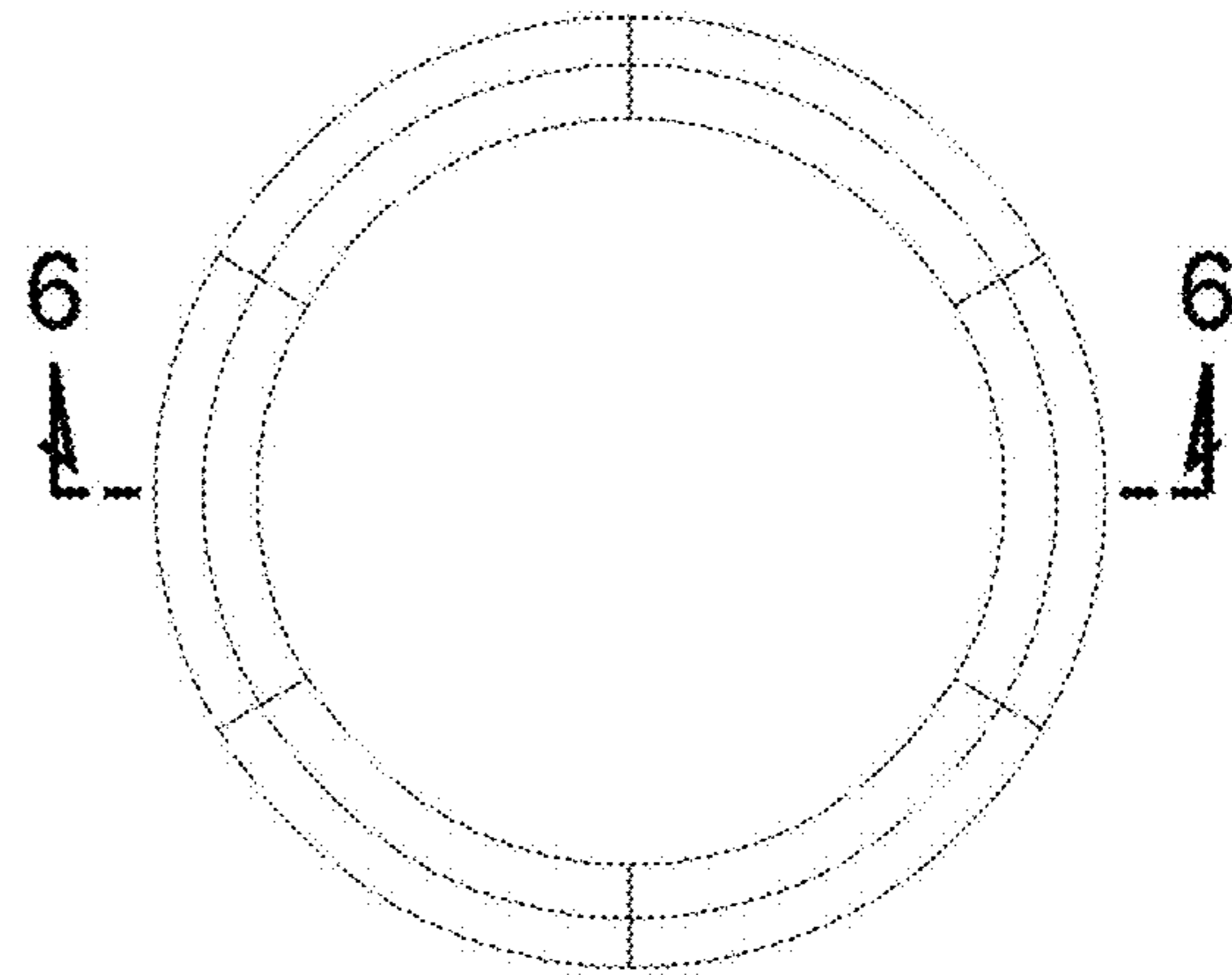


FIG. 5

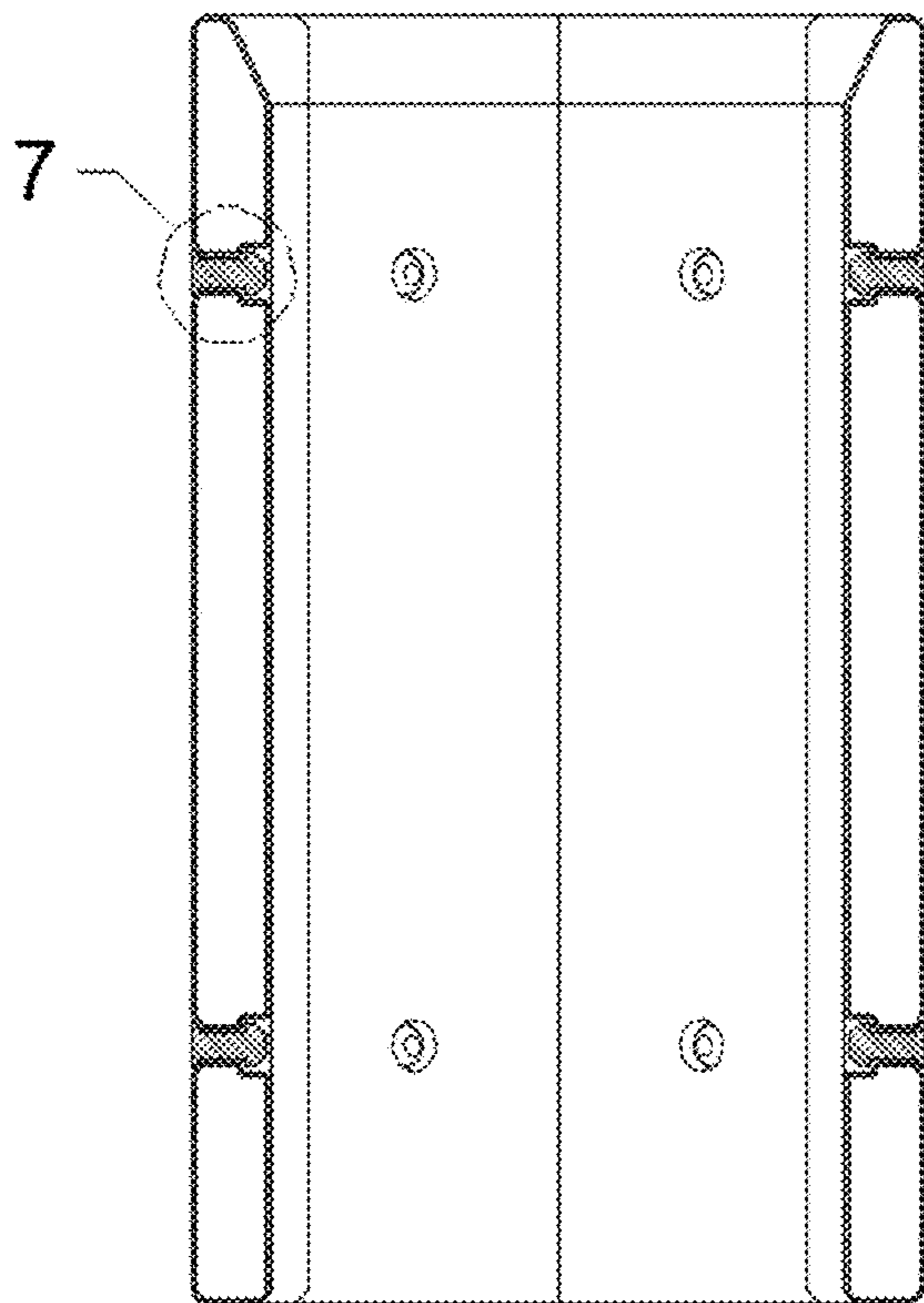


FIG. 6

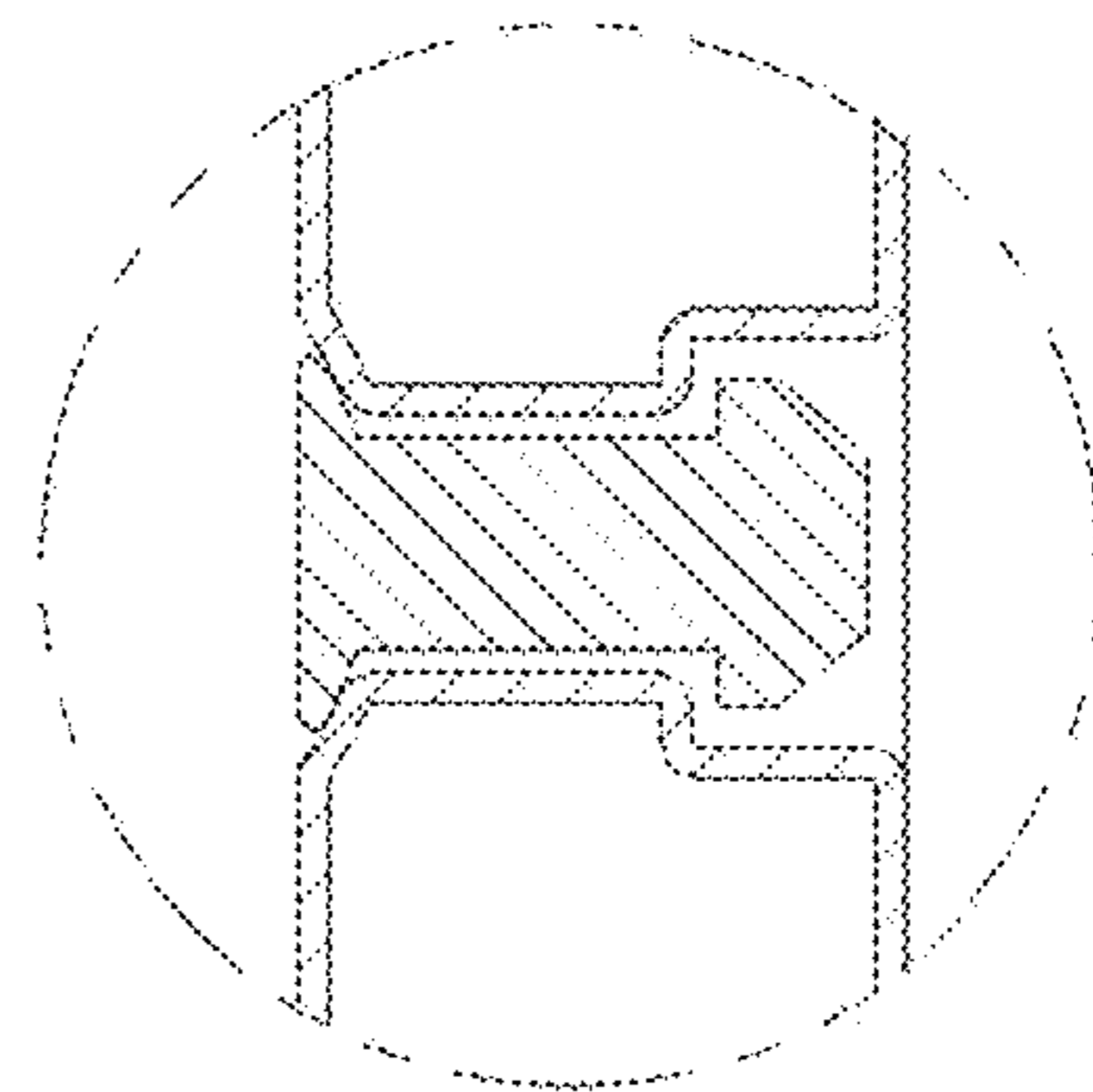


FIG. 7