



US00D816411S

(12) **United States Design Patent**
Stover

(10) **Patent No.:** **US D816,411 S**

(45) **Date of Patent:** **** May 1, 2018**

(54) **BEVERAGE CONTAINER**

(71) Applicant: **Ignite USA, LLC**, Chicago, IL (US)

(72) Inventor: **Craig Stover**, New York, NY (US)

(73) Assignee: **Ignite USA, LLC**, Chicago, IL (US)

(**) Term: **15 Years**

(21) Appl. No.: **29/588,427**

(22) Filed: **Dec. 20, 2016**

(51) **LOC (11) Cl.** **07-01**

(52) **U.S. Cl.**

USPC **D7/510; D7/529; D7/532**

(58) **Field of Classification Search**

USPC D7/507, 509, 510, 511, 523, 529, 530,
D7/531, 532, 533, 536, 608, 598, 300.1,
D7/320, 629, 392.1, 396.2, 396.6, 387,
D7/667; D9/435, 436, 443, 452, 453,
D9/447, 440, 503; 220/592.16, 592.17,
220/705, 495.03; 215/381; D3/202

CPC A47G 19/22; A47G 19/2205; A47G
19/2211; A47G 19/2266; A47G 19/2272;
A45F 3/16; B65D 47/066

See application file for complete search history.

(56) **References Cited**

U.S. PATENT DOCUMENTS

D586,184 S * 2/2009 Miller D7/511
D719,444 S * 12/2014 Sullivan D9/443
D729,569 S * 5/2015 Herbst D7/392
D760,080 S * 6/2016 Gorbald D9/443
D767,336 S * 9/2016 Waggoner D7/507

D774,358 S * 12/2016 Joseph D7/510
D778,725 S * 2/2017 Sorensen D9/434
D780,516 S * 3/2017 Cornelius D7/510
D781,104 S * 3/2017 Cerasani D7/300.1
D792,216 S * 7/2017 Breit D9/443
2012/0187075 A1* 7/2012 El-Saden B65D 47/066
215/389
2014/0048511 A1* 2/2014 El-Saden A45F 3/16
215/389
2015/0173539 A1* 6/2015 Mason A47G 19/2272
220/707
2016/0159538 A1* 6/2016 Michie A45F 3/16
215/306
2017/0188731 A1* 7/2017 Schuller A47G 23/16

* cited by examiner

Primary Examiner — Marianne Pandozzi

Assistant Examiner — Jae Liang

(57) **CLAIM**

The ornamental design for a beverage container, as shown and described.

DESCRIPTION

FIG. 1 is a top perspective view of a beverage container showing a new design;

FIG. 2 is a front view thereof;

FIG. 3 is a rear view thereof;

FIG. 4 is a left side view thereof;

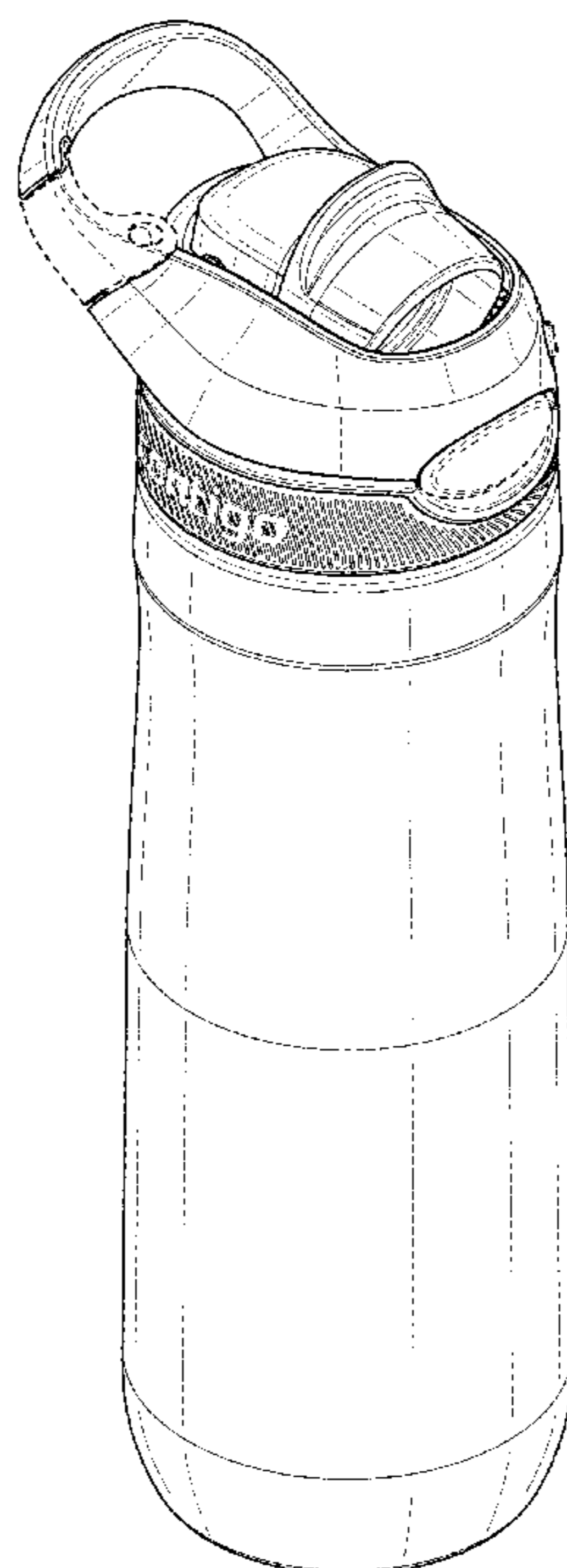
FIG. 5 is a right side view thereof;

FIG. 6 is a top view thereof; and,

FIG. 7 is a bottom view thereof.

The broken lines in the drawing depict portions of the beverage container that form no part of the claimed design.

1 Claim, 7 Drawing Sheets



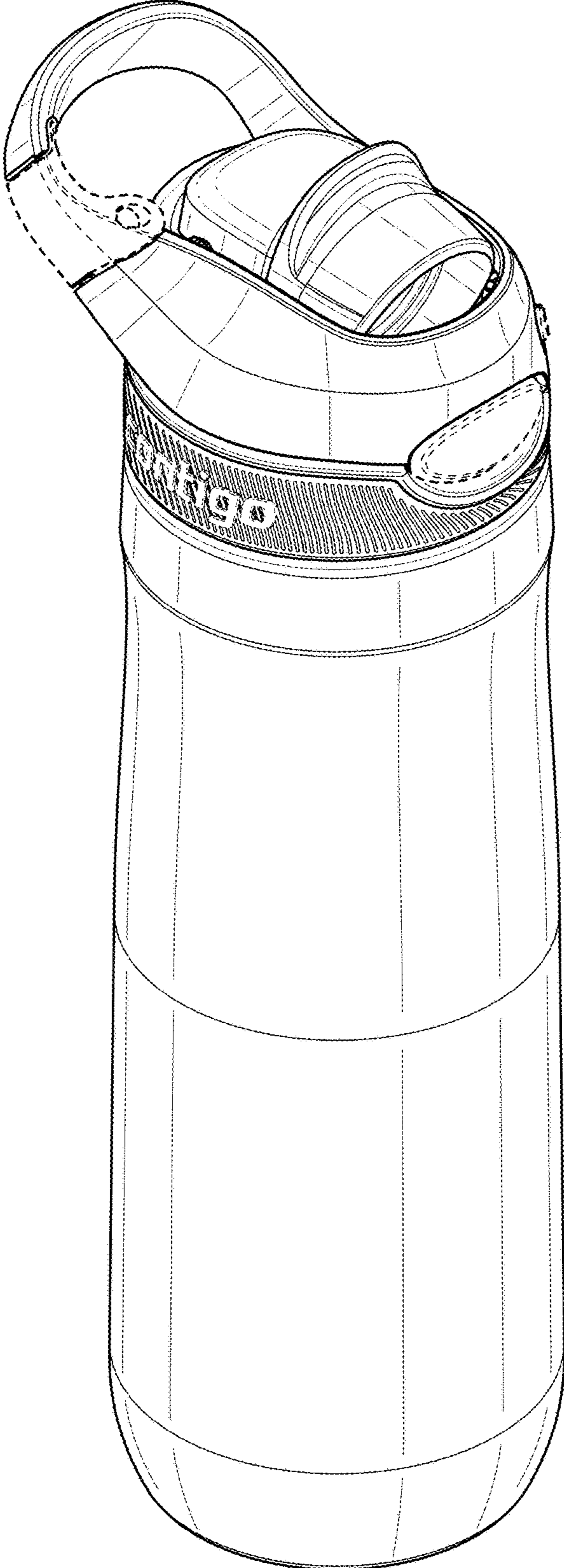


FIG. 1




FIG. 2




FIG. 3

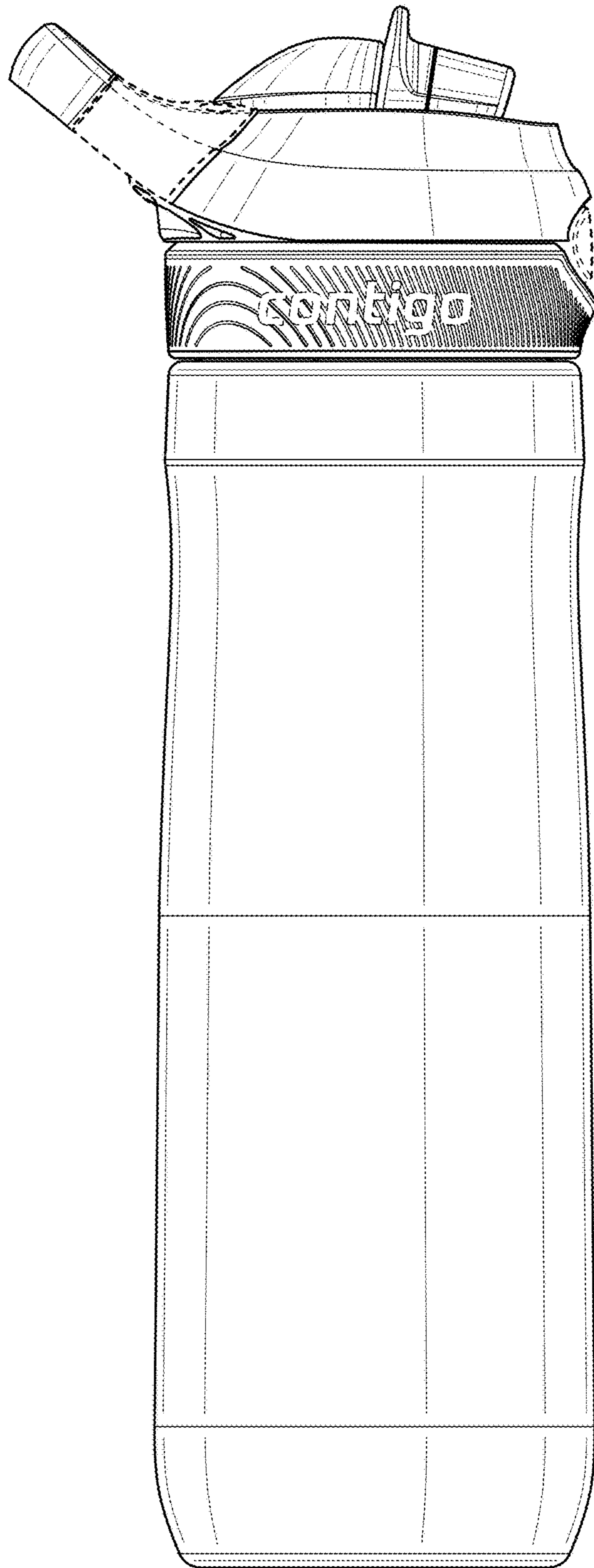


FIG. 4

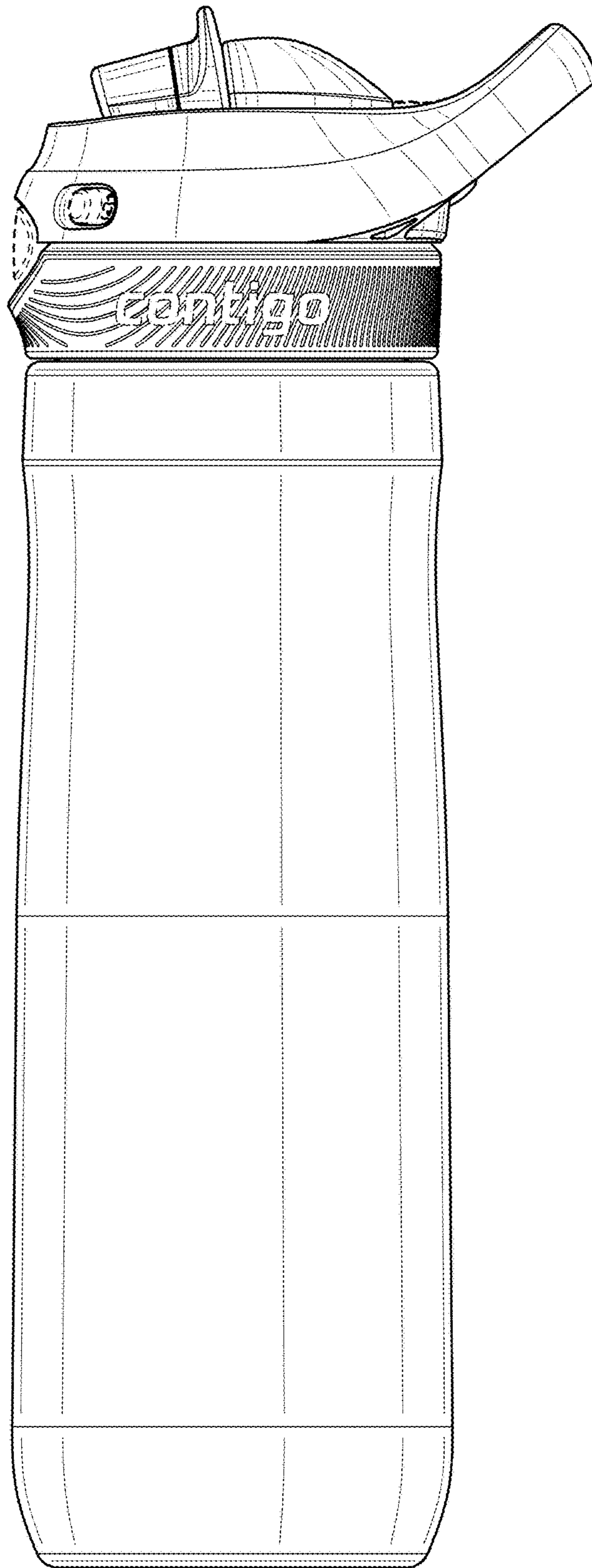


FIG. 5

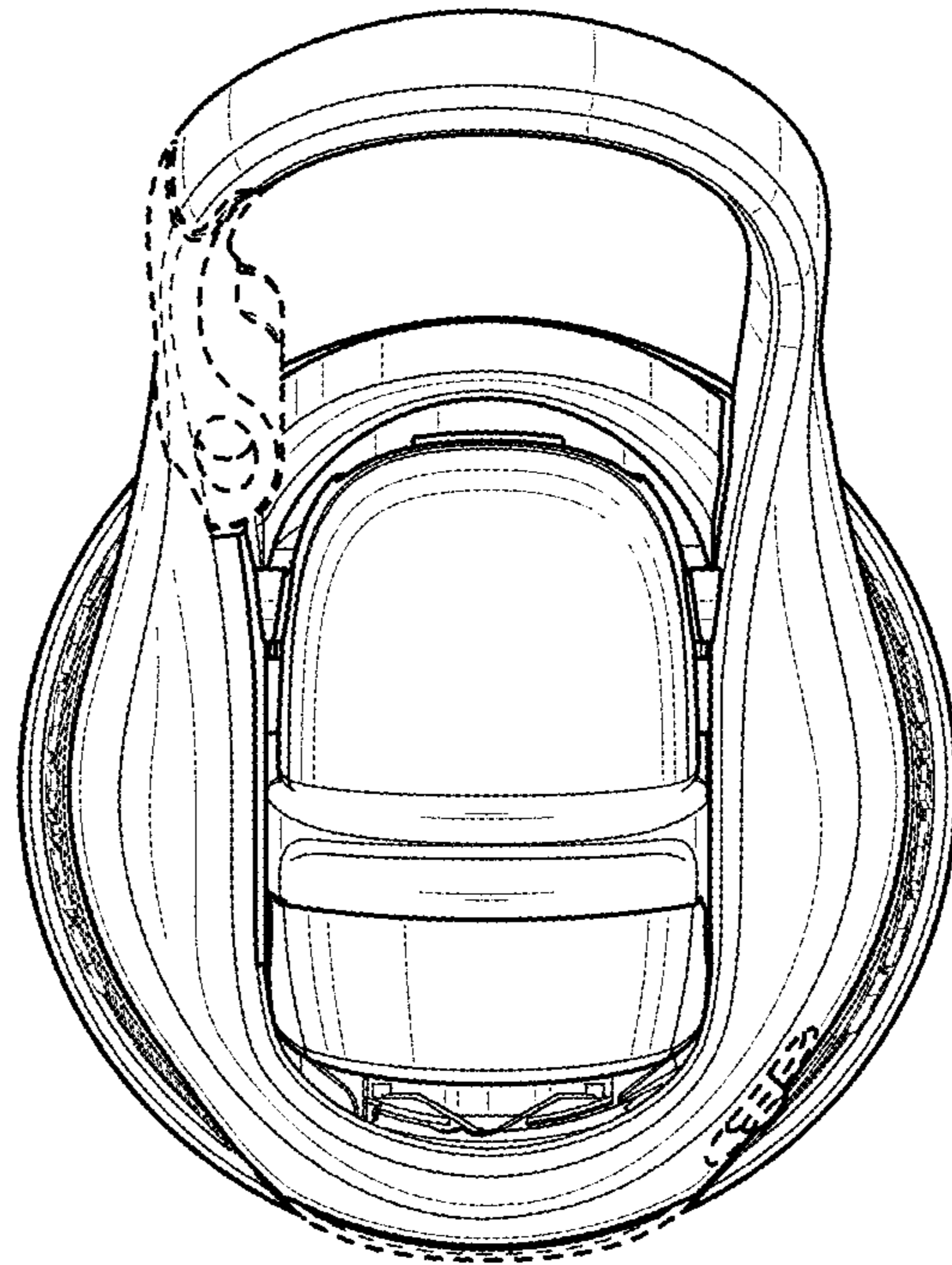


FIG. 6

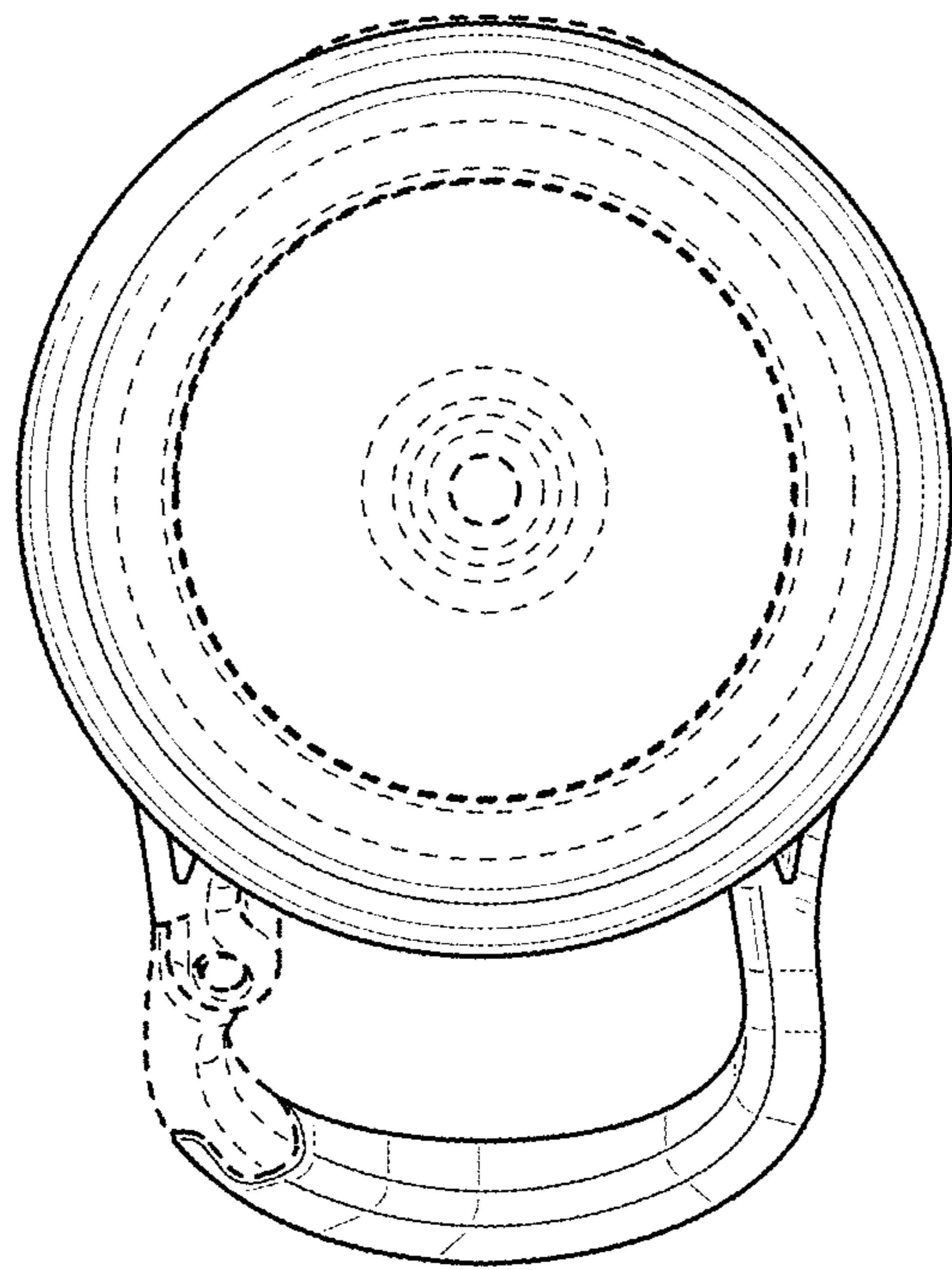


FIG. 7