



US00D816391S

(12) **United States Design Patent**
Kim

(10) **Patent No.:** **US D816,391 S**
(45) **Date of Patent:** **** May 1, 2018**

(54) **COOKING UTENSIL SURFACE WITH PATTERN**

(71) Applicant: **KIMS COOK CO., LTD.**,
Gyeongsangnam-do (KR)

(72) Inventor: **Jong Moon Kim**, Busan (KR)

(73) Assignee: **KIMS COOK CO., LTD.**, Gimhae-si,
Gyeongsangnam-do (KR)

(**) Term: **15 Years**

(21) Appl. No.: **29/545,516**

(22) Filed: **Nov. 13, 2015**

(30) **Foreign Application Priority Data**

May 14, 2015 (KR) 30-2015-0024495

(51) **LOC (11) Cl.** **07-02**

(52) **U.S. Cl.**
USPC **D7/359; D7/354; D7/361; D7/409**

(58) **Field of Classification Search**
USPC **D7/323, 354-363, 391, 393-396, 402, D7/409**

CPC . **A21B 3/13; A21B 3/155; A47G 19/12; A47J 27/00; A47J 27/002; A47J 27/022; A47J 27/08; A47J 27/21; A47J 27/58; A47J 36/025; A47J 36/02; A47J 36/06; A47J 36/12; A47J 37/00; A47J 37/10; A47J 37/101; A47J 37/103; A47J 37/108; A47J 37/12; A47J 37/1204; A47J 45/061; A47J 45/071; A47J 45/08; B23K 20/002; B65D 5/5028; H05B 6/12**

See application file for complete search history.

(56) **References Cited**

U.S. PATENT DOCUMENTS

1,216,973 A * 2/1917 Epprecht A47J 37/10
126/390.1
D108,141 S * 1/1938 Jackson D7/359

2,135,782 A * 11/1938 McBirney A21B 3/155
209/403
2,534,407 A * 12/1950 Bramberry, Jr. A47J 36/02
126/385.1
5,430,928 A * 7/1995 Flammang A47J 36/02
220/912
5,440,973 A * 8/1995 Welhouse A47J 37/10
126/390.1
5,542,540 A * 8/1996 Knapp B65D 5/5028
206/521
D373,286 S * 9/1996 Antonio D7/361
D374,148 S * 10/1996 Woodward D7/354
D376,723 S * 12/1996 Asner D7/359
D377,438 S * 1/1997 Brunianyn D7/361
D377,883 S * 2/1997 Candianides D7/361
D431,151 S * 9/2000 Brunianyn D7/354
6,286,708 B1 * 9/2001 Scheibmeir A21B 3/13
220/573.1
6,523,460 B1 * 2/2003 Lange A47J 37/108
99/340
D618,505 S * 6/2010 Rae D7/359
D639,604 S * 6/2011 Degnan D7/354

(Continued)

Primary Examiner — Ricky Pham

(74) *Attorney, Agent, or Firm* — Rabin & Berdo, P.C.

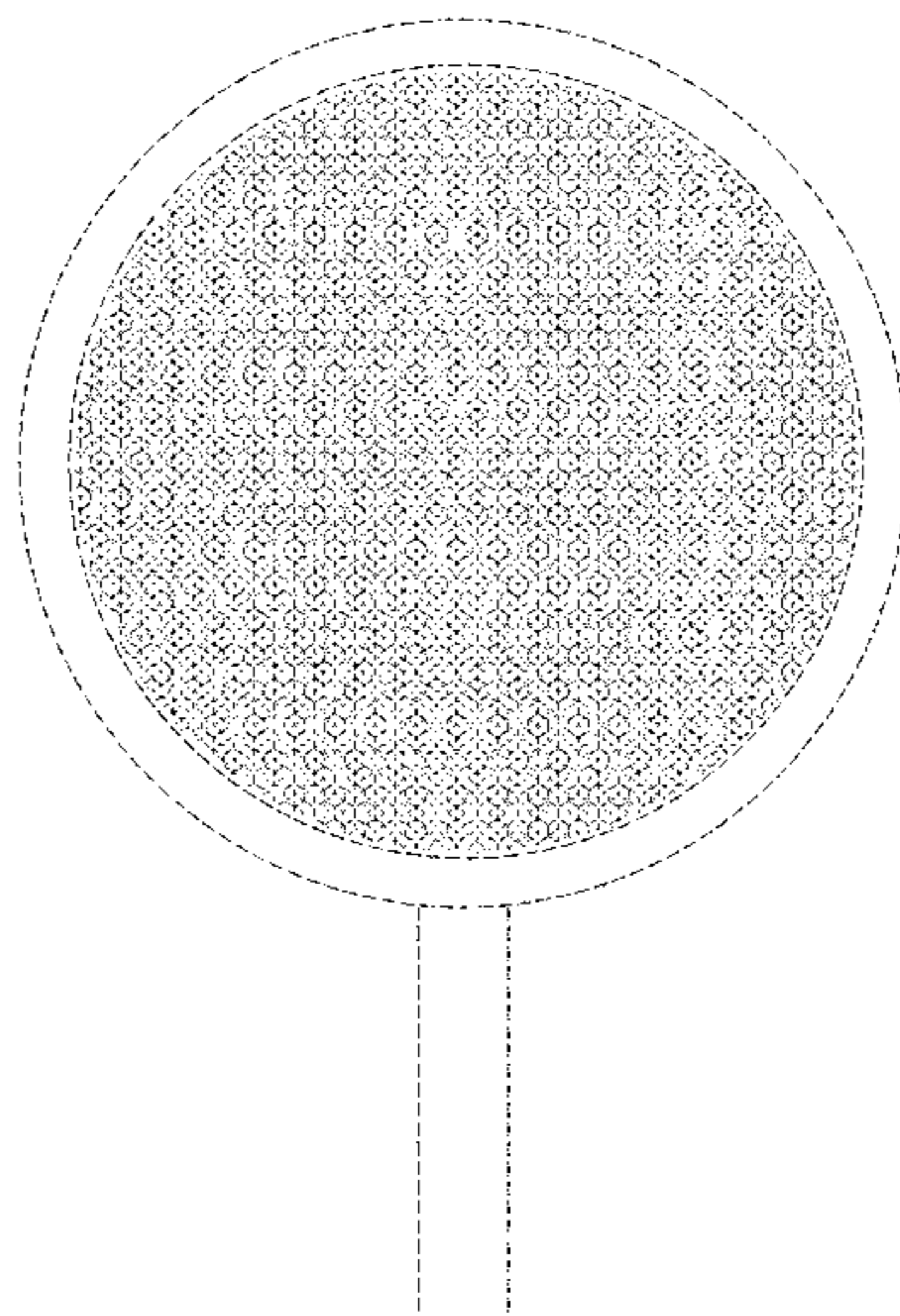
(57) **CLAIM**

The ornamental design for a cooking utensil surface with pattern, as shown and described.

DESCRIPTION

FIG. 1 is a top plan view of a cooking utensil surface with pattern showing my new design;
FIG. 2 is a top plan view of the cooking utensil surface with pattern of FIG. 1 in an environment of use. The broken line in FIG. 2 is for illustrative purposes only and forms no part of the claimed design; and,
FIG. 3 is a partially enlarged view of the cooking utensil surface with pattern of FIG. 1.

1 Claim, 3 Drawing Sheets



(56)

References Cited

U.S. PATENT DOCUMENTS

D658,426	S *	5/2012	Saunders	D7/359
D662,775	S *	7/2012	Moulin	D7/354
D663,582	S *	7/2012	Moulin	D7/354
D664,000	S *	7/2012	Moulin	D7/354
D676,705	S *	2/2013	Di Bartolo	D7/354
D682,012	S *	5/2013	Lin	D7/354
D777,506	S *	1/2017	Mirchandani	D7/354
2008/0035139	A1 *	2/2008	Marin	A47J 27/022 126/390.1
2015/0001226	A1 *	1/2015	Groll	B23K 20/002 220/573.1

* cited by examiner




FIG. 1

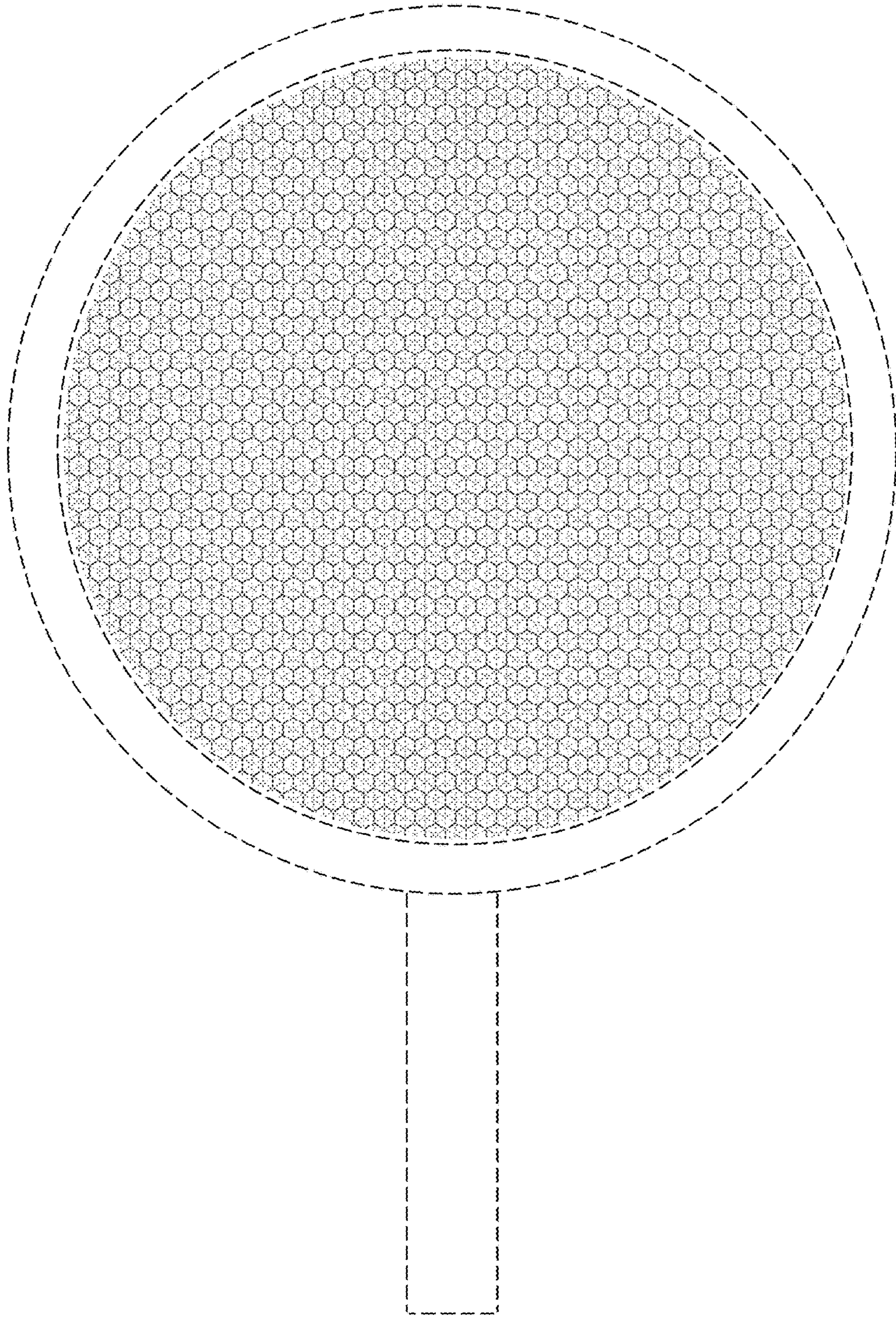


FIG. 2

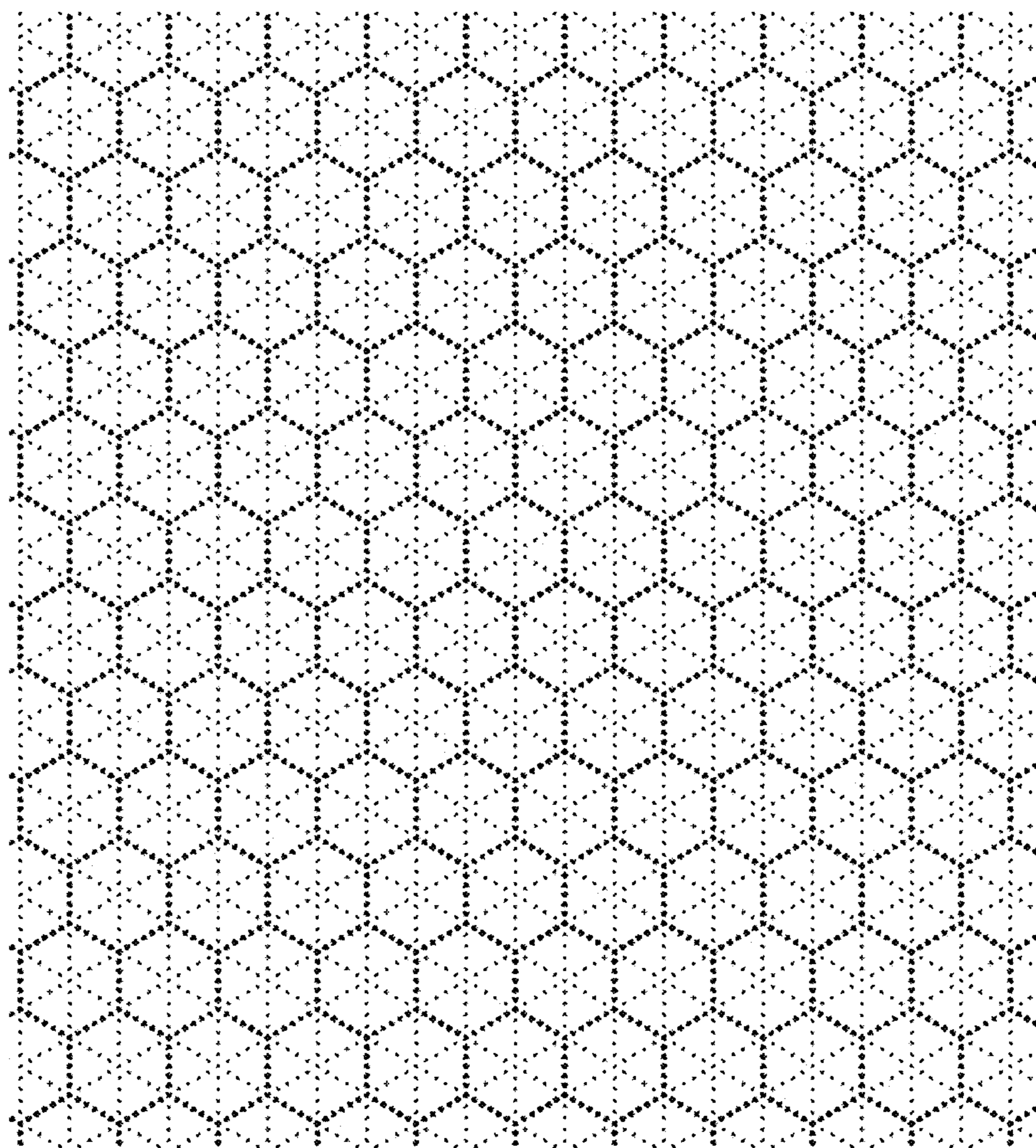


FIG. 3