



US00D816388S

(12) **United States Design Patent** (10) **Patent No.:** **US D816,388 S**
Mirchandani et al. (45) **Date of Patent:** **** May 1, 2018**

(54) **COOKING APPARATUS**

FOREIGN PATENT DOCUMENTS

(71) Applicant: **Tristar Products, Inc.**, Fairfield, NJ (US)

GB 835370 A 5/1960
GB 2073582 A 10/1981

(Continued)

(72) Inventors: **Keith Mirchandani**, Fairfield, NJ (US);
Paul McGrath, Flanders, NJ (US);
James Mitrik, Long Pond, PA (US);
Alejandro G. Lozano, Guttenberg, NJ (US)

Primary Examiner — Ricky Pham
(74) *Attorney, Agent, or Firm* — Adler Pollock & Sheehan P.C.; Daniel J. Holmander, Esq.

(73) Assignee: **Tristar Products, Inc.**, Fairfield, NJ (US)

(57) **CLAIM**

The ornamental design for a cooking apparatus, as shown and described.

(**) Term: **15 Years**

(21) Appl. No.: **29/596,192**

(22) Filed: **Mar. 6, 2017**

DESCRIPTION

Related U.S. Application Data

(63) Continuation-in-part of application No. 29/596,004, filed on Mar. 3, 2017, and a continuation-in-part of (Continued)

The file of this patent contains at least one drawing executed in color. Copies of this patent with color drawings will be provided by the Office upon request and payment of the necessary fee.

(51) **LOC (11) Cl.** **07-02**

(52) **U.S. Cl.**
USPC **D7/354**

FIG. 1 is a front perspective view of a first embodiment of a cooking apparatus in accordance with the subject disclosure.

(58) **Field of Classification Search**
USPC D7/323, 354–361, 543, 545, 549, 550.1, D7/553.1–553.8, 554.1–554.4, 555, 584,
(Continued)

FIG. 2 is top view of the cooking apparatus of FIG. 1. FIG. 3 is a bottom view of the cooking apparatus of FIG. 1. FIG. 4 is a front view of the cooking apparatus of FIG. 1. FIG. 5 is a rear view of the cooking apparatus of FIG. 1. FIG. 6 is a top perspective view of the cooking apparatus of FIG. 1.

(56) **References Cited**

U.S. PATENT DOCUMENTS

1,364,863 A * 1/1921 Buchtel B26B 3/04
30/303
1,780,980 A * 11/1930 Newman F25C 1/246
62/298

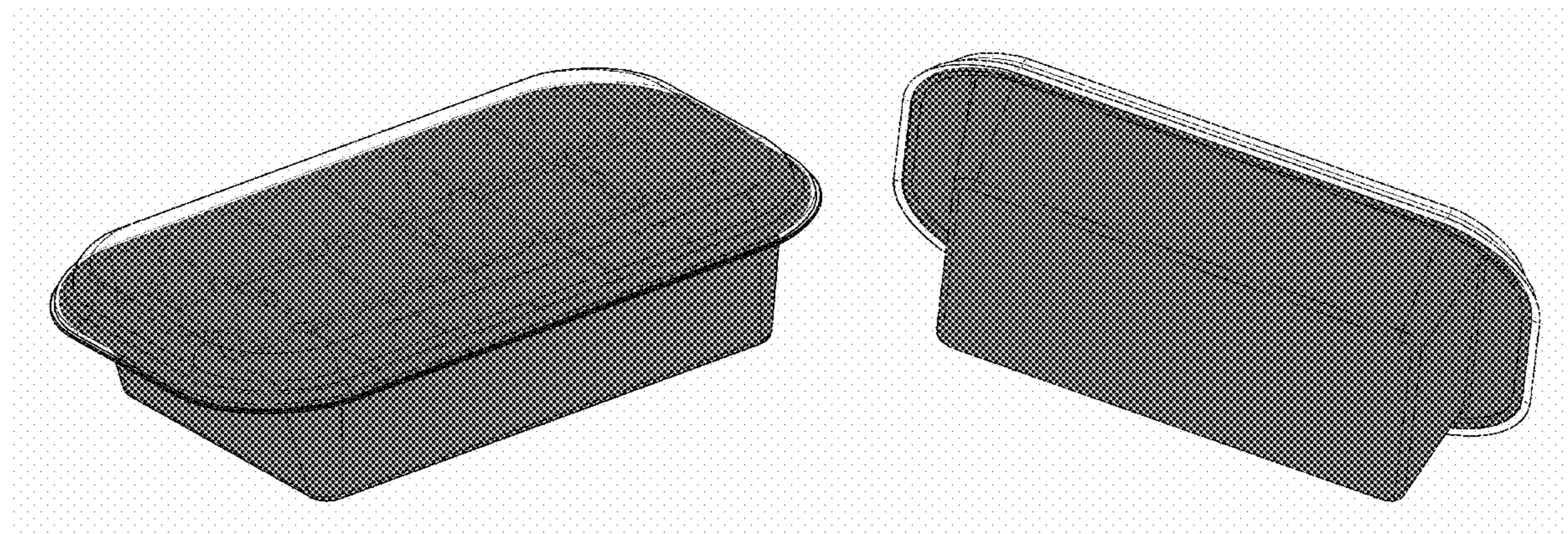
FIG. 7 is a bottom perspective view of the cooking apparatus of FIG. 1.

FIG. 8 is a right side view of the cooking apparatus of FIG. 1; and,

FIG. 9 is a left side view of the cooking apparatus of FIG. 1.

(Continued)

1 Claim, 9 Drawing Sheets
(9 of 9 Drawing Sheet(s) Filed in Color)



Related U.S. Application Data

application No. 29/596,008, filed on Mar. 3, 2017, and a continuation-in-part of application No. 29/596,042, filed on Mar. 3, 2017, and a continuation-in-part of application No. 29/596,006, filed on Mar. 3, 2017.

(58) **Field of Classification Search**

USPC D7/586, 602, 629, 672-673; D9/425, D9/430-433, 455-456, 730, 737, D9/756-762; D15/90
 CPC A21B 3/00; A21B 3/13; A21B 3/15; A21B 3/134-3/135; A21B 5/00; A21B 5/02; A21C 11/106; A47J 9/005; A47J 36/022; A47J 36/025; A47J 36/027; A47J 36/16; A47J 37/00; A47J 37/04; A47J 43/282; A47J 45/062; B26B 3/04; B26B 3/185; B29C 45/14; B65D 1/22; B65D 1/24; B65D 1/34; B65D 1/36; B65D 5/48038; B65D 77/2056; B65D 81/343; B65D 85/36; F25C 1/246

See application file for complete search history.

(56) **References Cited**

U.S. PATENT DOCUMENTS

2,048,412 A * 7/1936 Sissman F25C 1/246
 249/128
 2,501,588 A * 3/1950 Somers A47J 43/282
 206/804
 2,502,157 A * 3/1950 Klejna B26D 3/185
 30/303
 2,663,449 A * 12/1953 Smart A21B 3/13
 220/543
 4,055,892 A * 11/1977 Del Vecchio B26D 3/185
 30/303

4,195,747 A 4/1980 Hare
 4,773,320 A * 9/1988 Stock A21B 3/13
 249/117
 4,865,858 A 9/1989 Petcavich
 5,004,146 A * 4/1991 Thominet B65D 5/48038
 229/120.31
 D340,614 S * 10/1993 Kaeding D7/354
 D409,054 S * 5/1999 Wirfel D7/673
 D445,633 S 7/2001 Bradley
 6,276,918 B1 * 8/2001 Slaughter A21C 11/106
 249/DIG. 1
 D494,408 S 8/2004 Hinton et al.
 D586,626 S * 2/2009 Carrell D7/672
 D590,215 S * 4/2009 Carrell D7/672
 7,770,751 B2 * 8/2010 Henry A21B 3/135
 220/507
 D630,884 S * 1/2011 Stein D7/354
 D634,590 S * 3/2011 Ferguson D7/673
 D664,814 S * 8/2012 Lepore D7/672
 D742,943 S * 11/2015 Parker D15/90
 D770,244 S * 11/2016 Repac D7/672
 9,723,949 B2 * 8/2017 Moore A47J 36/16
 D801,104 S * 10/2017 Mirchandani D7/354
 2004/0250667 A1 * 12/2004 Atwater A21C 11/106
 83/13
 2006/0272162 A1 * 12/2006 Atwater A21C 11/106
 30/303
 2008/0229938 A1 * 9/2008 Hutto A47J 9/005
 99/537
 2010/0043239 A1 2/2010 Pittman
 2011/0108556 A1 5/2011 Levie
 2015/0201802 A1 * 7/2015 Moore A47J 36/16
 426/389

FOREIGN PATENT DOCUMENTS

GB 2075824 A 11/1981
 WO WO-8902210 A1 3/1989

* cited by examiner

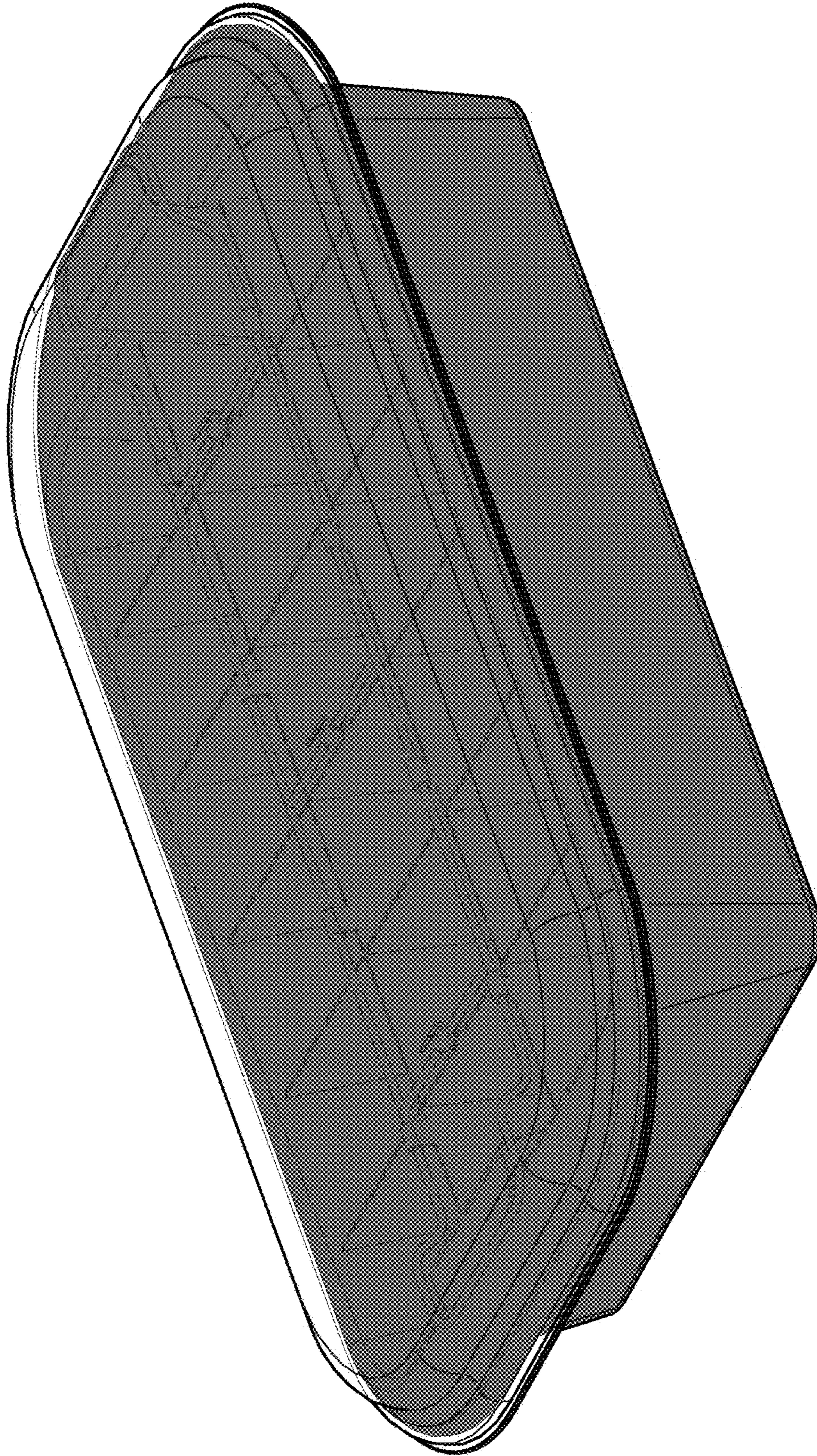


FIG. 1




FIG. 2




FIG. 3

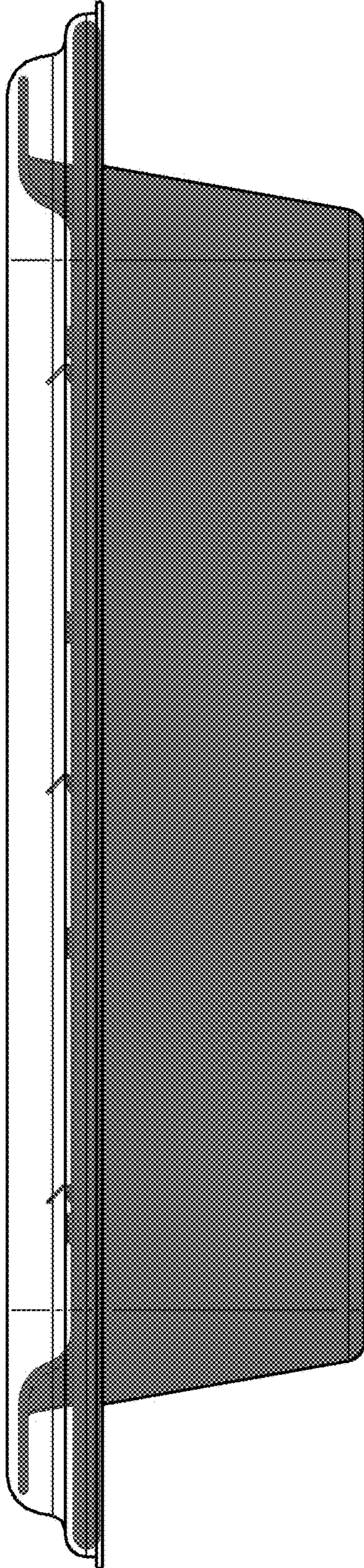


FIG. 4




FIG. 5

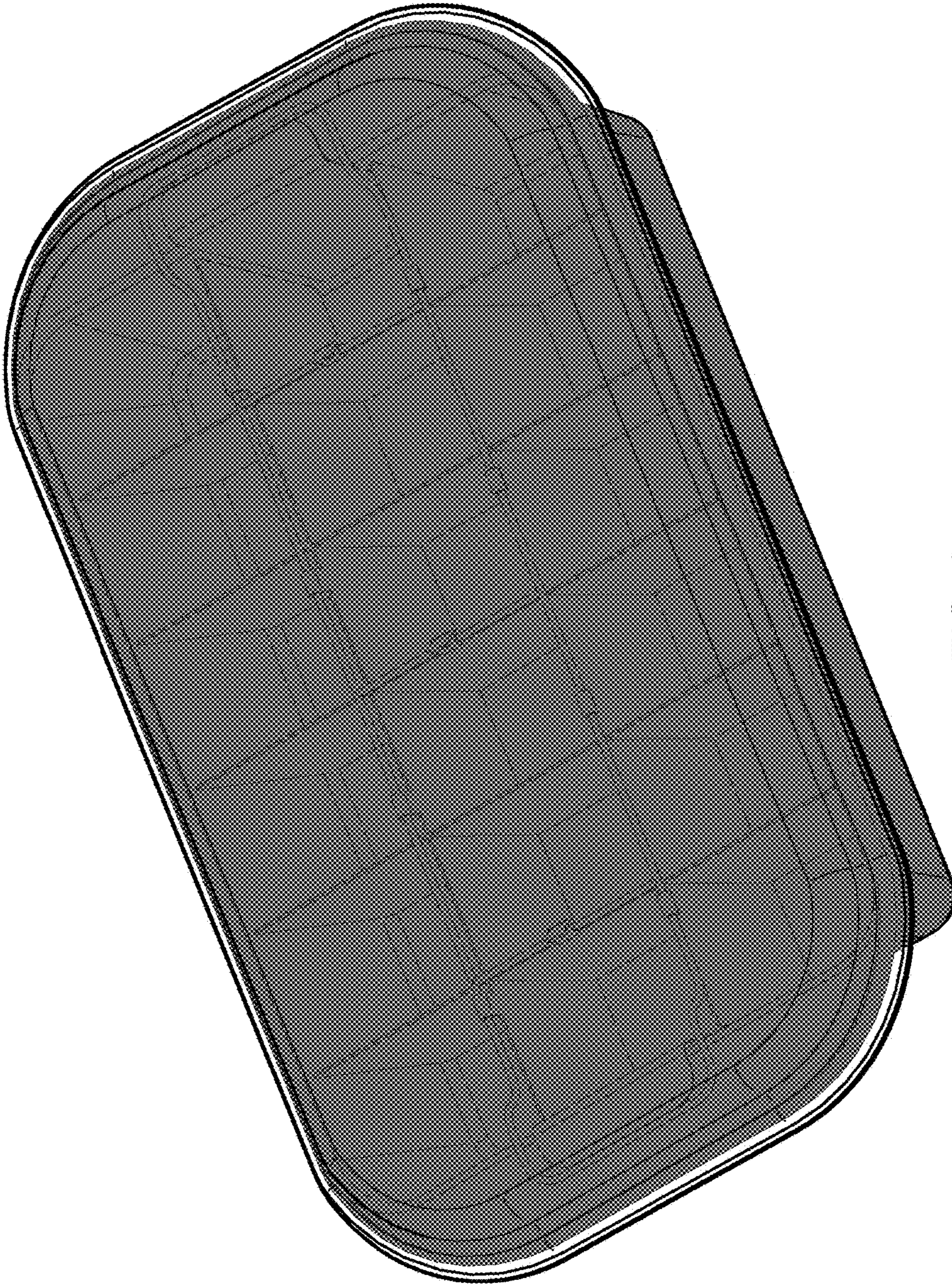


FIG. 6

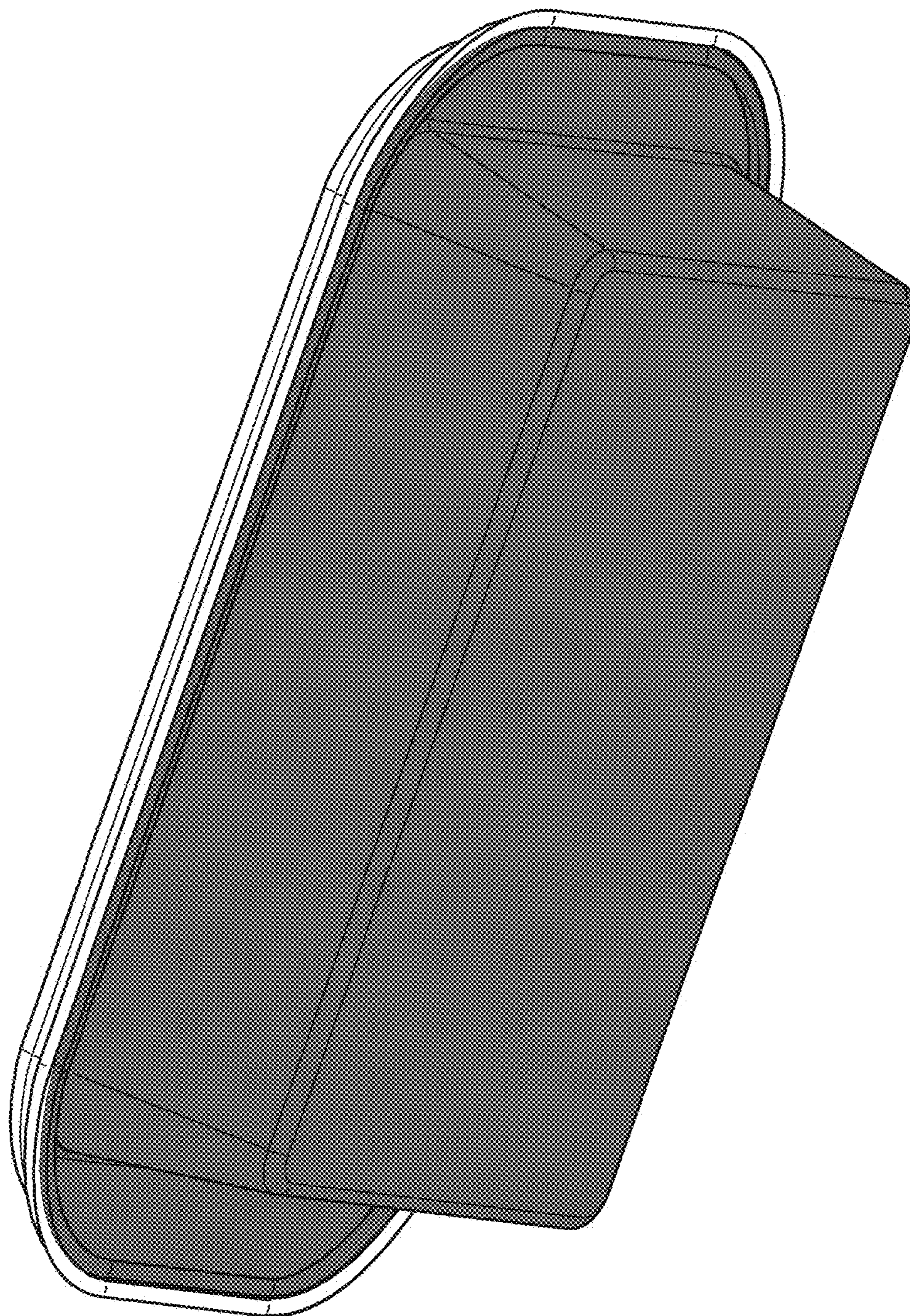


FIG. 7

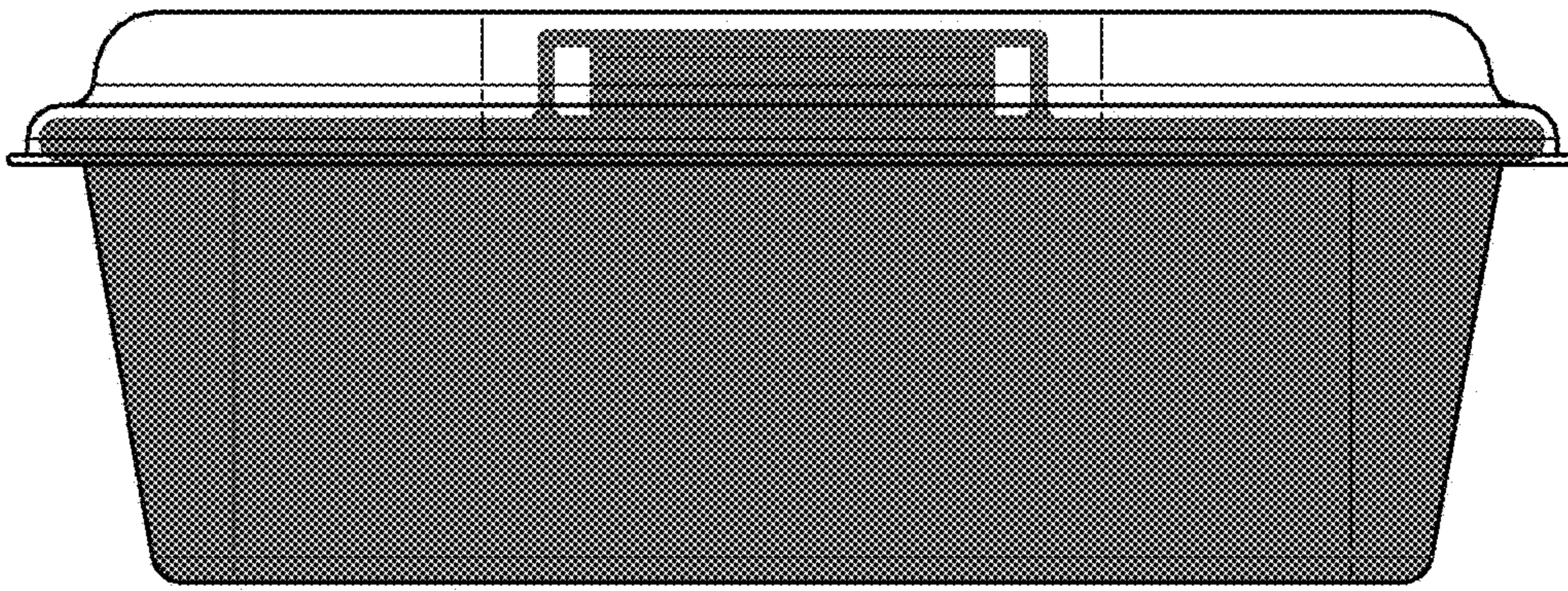


FIG. 8

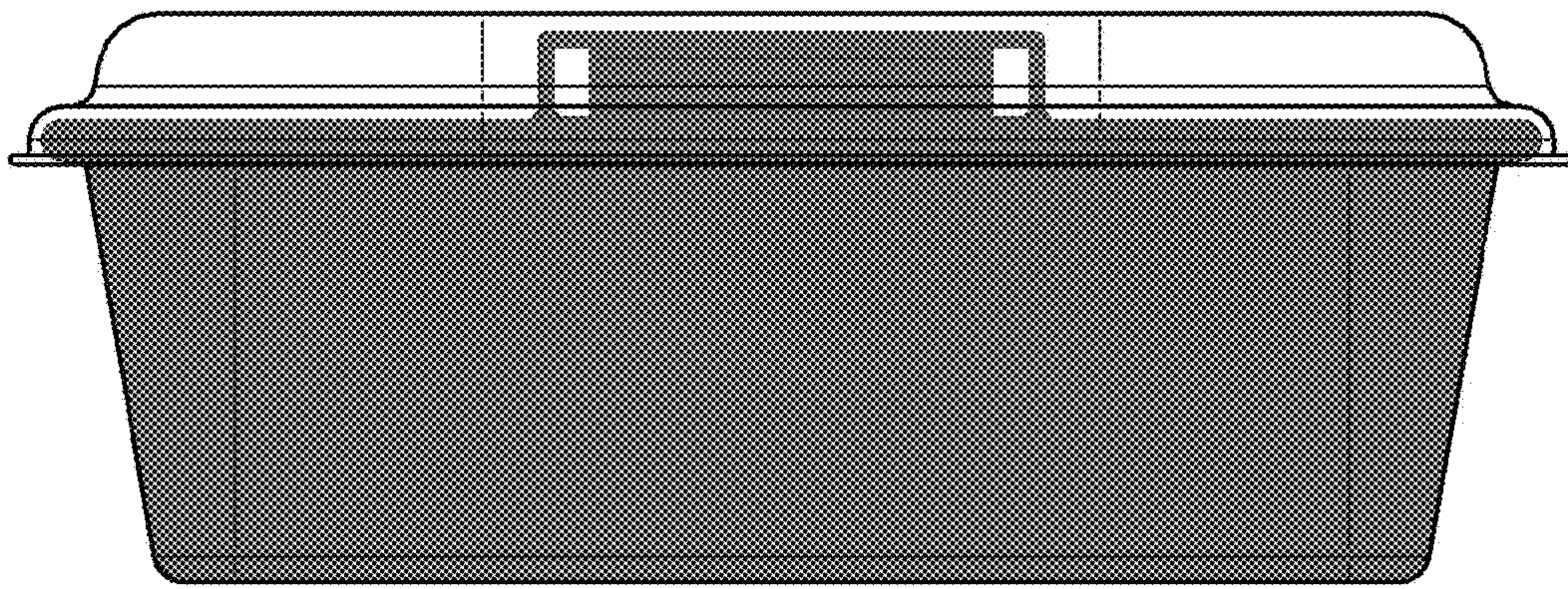


FIG. 9