



US00D816370S

(12) **United States Design Patent**
Cattlin

(10) **Patent No.:** **US D816,370 S**

(45) **Date of Patent:** **** May 1, 2018**

(54) **WALL HUNG PLANT POT HOLDER**

(71) Applicant: **Brett Cattlin**, Birmingham (GB)

(72) Inventor: **Brett Cattlin**, Birmingham (GB)

(**) Term: **15 Years**

(21) Appl. No.: **29/583,423**

(22) Filed: **Nov. 4, 2016**

(51) **LOC (11) Cl.** **06-04**

(52) **U.S. Cl.**
USPC **D6/557**

(58) **Field of Classification Search**

USPC D8/310, 300, 386, 391, 376, 355, 363,
D8/370-373, 365; D6/556, 557, 558,
D6/563, 565, 550

CPC A47G 7/044; A47G 7/047; A47G 1/20;
A47G 25/0607; A47G 33/105; A47G
7/06; A01G 9/02; F21W 2121/004; F21W
2121/00

See application file for complete search history.

(56) **References Cited**

U.S. PATENT DOCUMENTS

| | | | |
|--------------|---------|-------------------|---------|
| D3,021 S * | 5/1868 | Brocksieher | D6/565 |
| D120,623 S * | 5/1940 | Lindey | D6/556 |
| D152,598 S * | 2/1949 | Cronen | D6/565 |
| D152,599 S * | 2/1949 | Cronen | 248/300 |
| D160,998 S * | 11/1950 | Charette | D6/556 |
| D224,838 S * | 9/1972 | Douglas | D6/563 |
| D257,810 S * | 1/1981 | Wilson | D6/556 |
| D260,829 S * | 9/1981 | Creamer | D6/563 |
| D540,600 S * | 4/2007 | Graf | D6/557 |

D587,936 S * 3/2009 Johnson D6/563

* cited by examiner

Primary Examiner — Robert M Spear

Assistant Examiner — Eliza Bennett-Hattan

(74) *Attorney, Agent, or Firm* — Mark Malek; Widerman Malek, PL

(57) **CLAIM**

The ornamental design for a wall hung plant pot holder, as shown and described.

DESCRIPTION

FIG. 1 is a perspective view of a wall hung plant pot holder according to the present invention.

FIG. 2 is a front elevation view of the wall hung plant pot holder illustrated in FIG. 1.

FIG. 3 is a rear elevation view of the wall hung plant pot holder illustrated in FIG. 1.

FIG. 4 is a bottom plan view of the wall hung plant pot holder illustrated in FIG. 1.

FIG. 5 is a top plan view of the wall hung plant pot holder illustrated in FIG. 1 with the bracket shown separated for clarity of disclosure.

FIG. 6 is a side elevation view of the wall hung plant pot holder illustrated in FIG. 1.


FIG. 7 is another side elevation view of the wall hung plant pot holder illustrated in FIG. 1.

FIG. 8 is a bottom plan view of the wall hung plant pot holder illustrated in FIG. 1; and,

FIG. 9 is a top plan view of the wall hung plant pot holder illustrated in FIG. 1.

The broken lines in the drawing depict environmental subject matter only and form no part of the claimed design.

1 Claim, 9 Drawing Sheets






FIG. 1

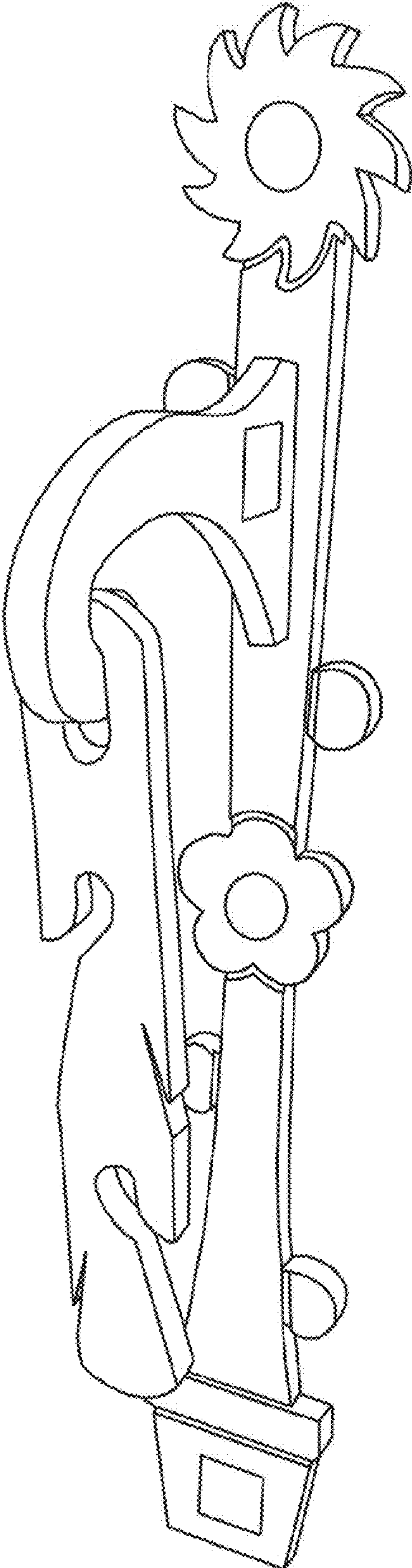


FIG. 2

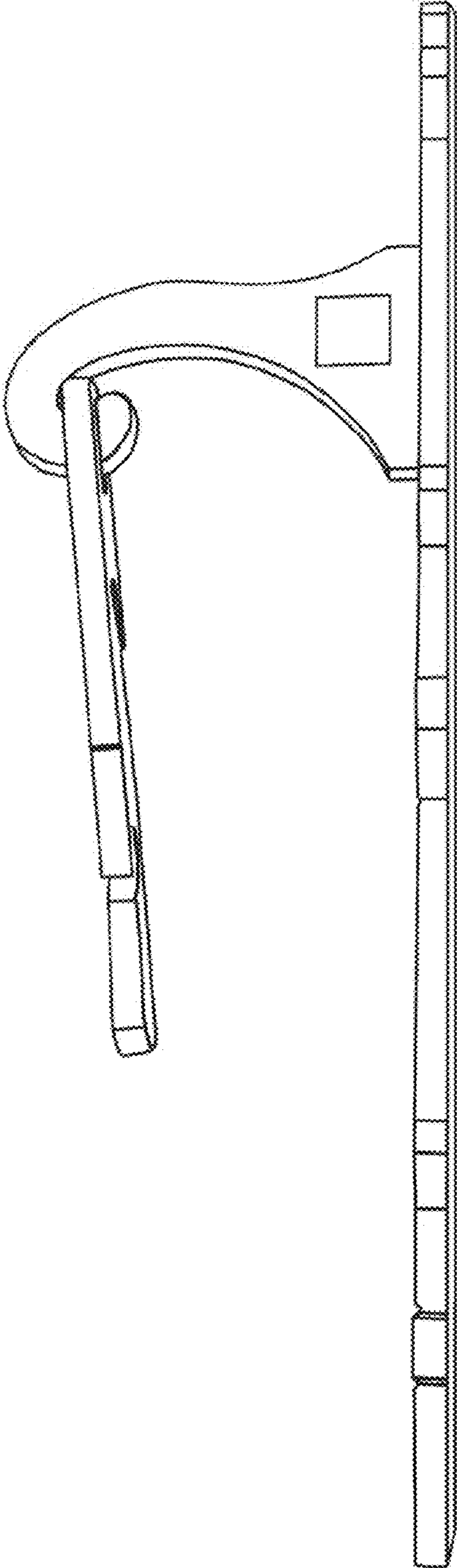


FIG. 3

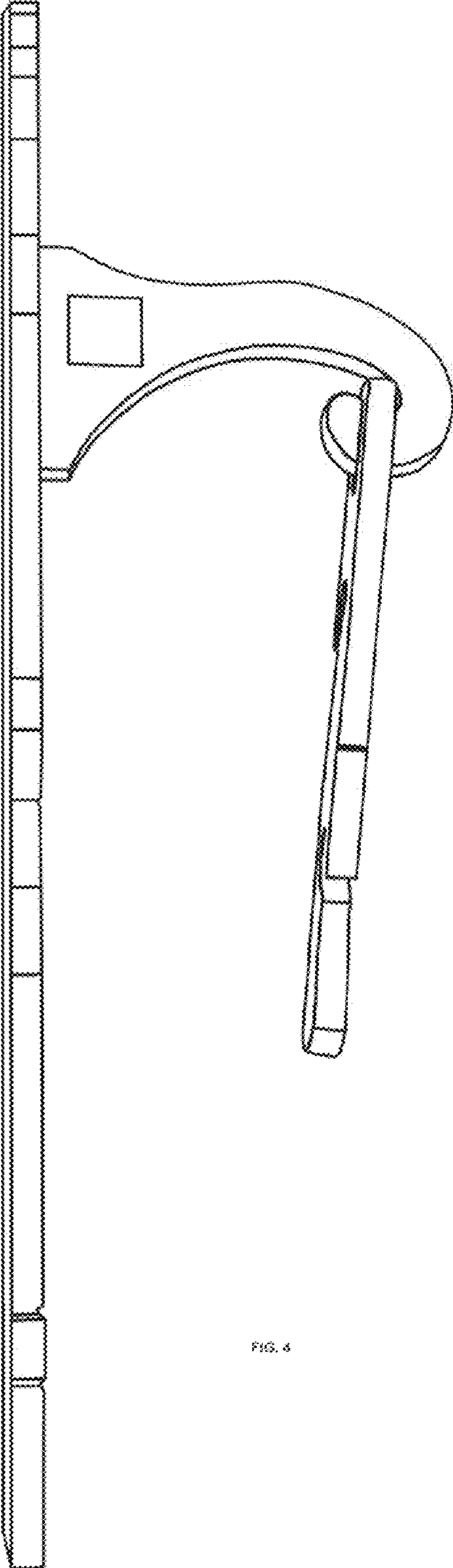


FIG. 4

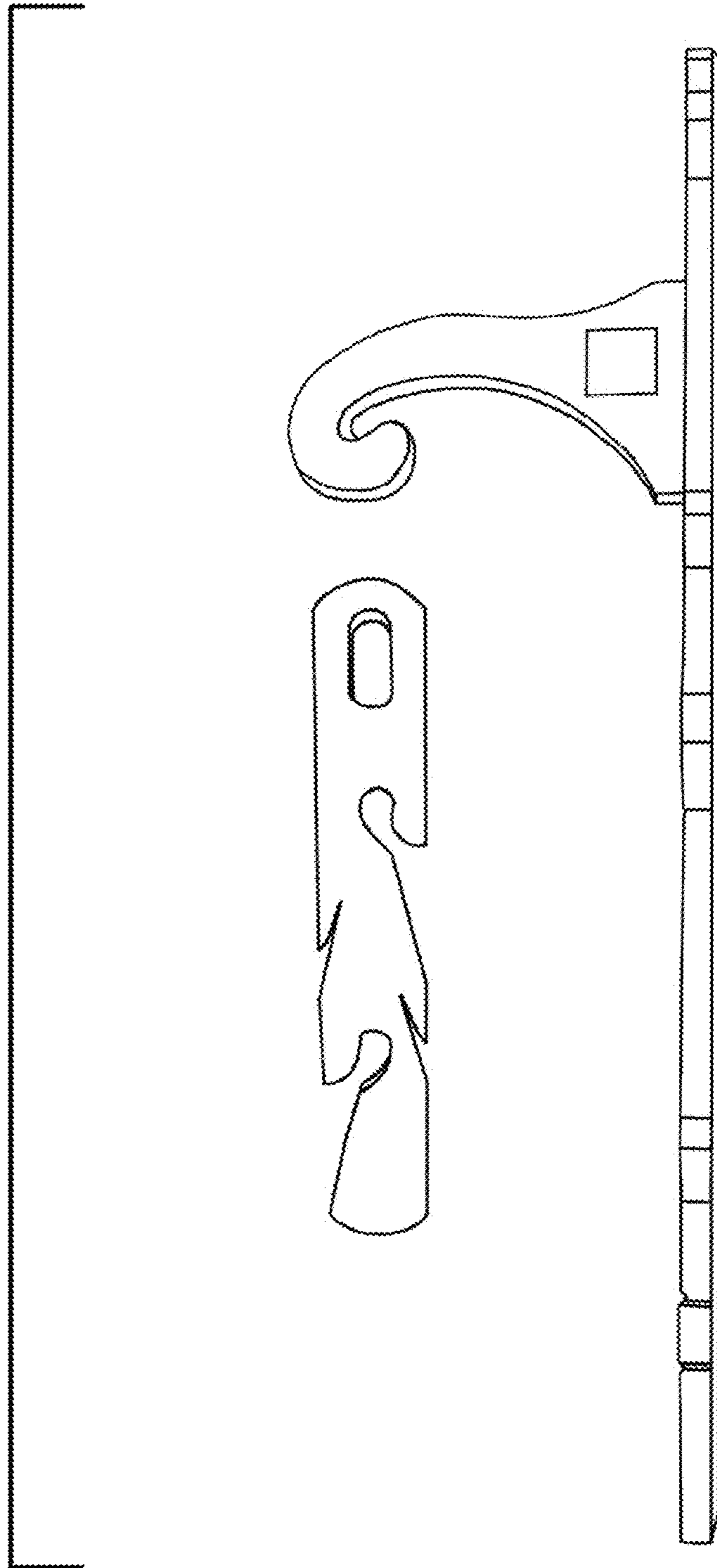


FIG. 5

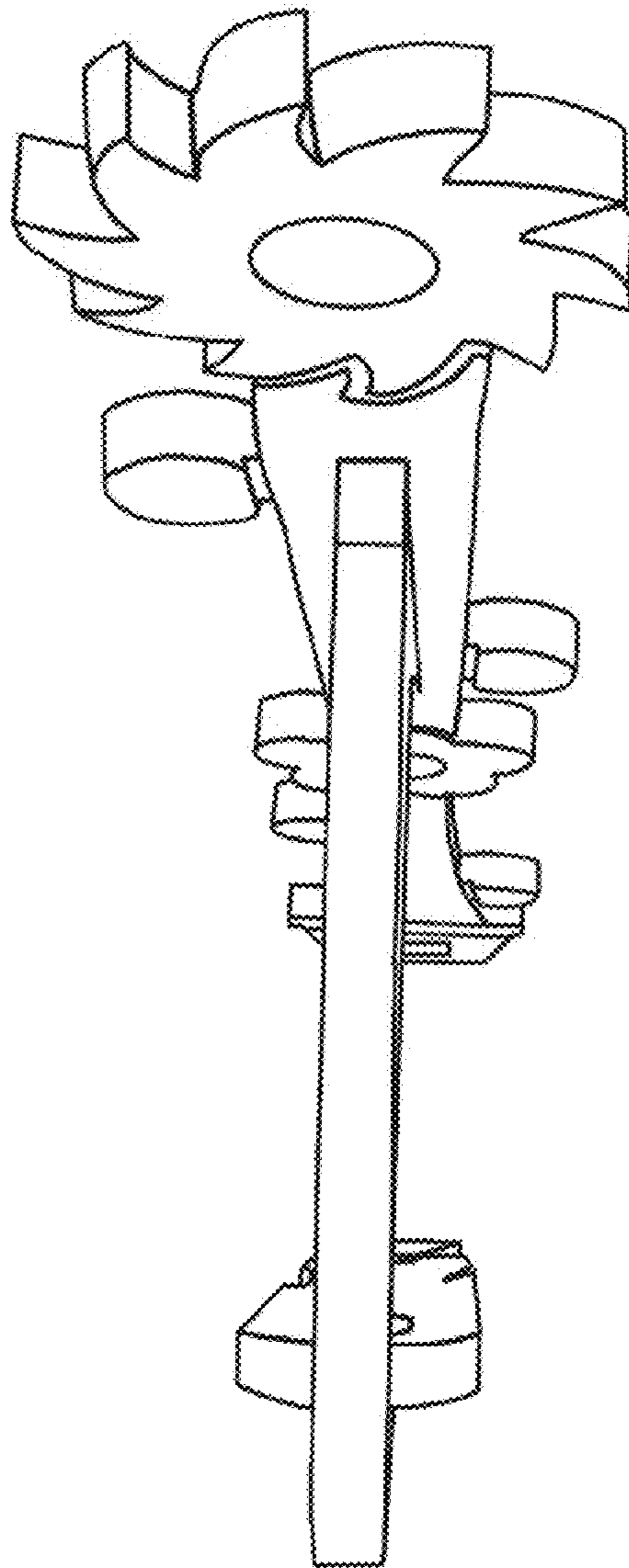


FIG. 6

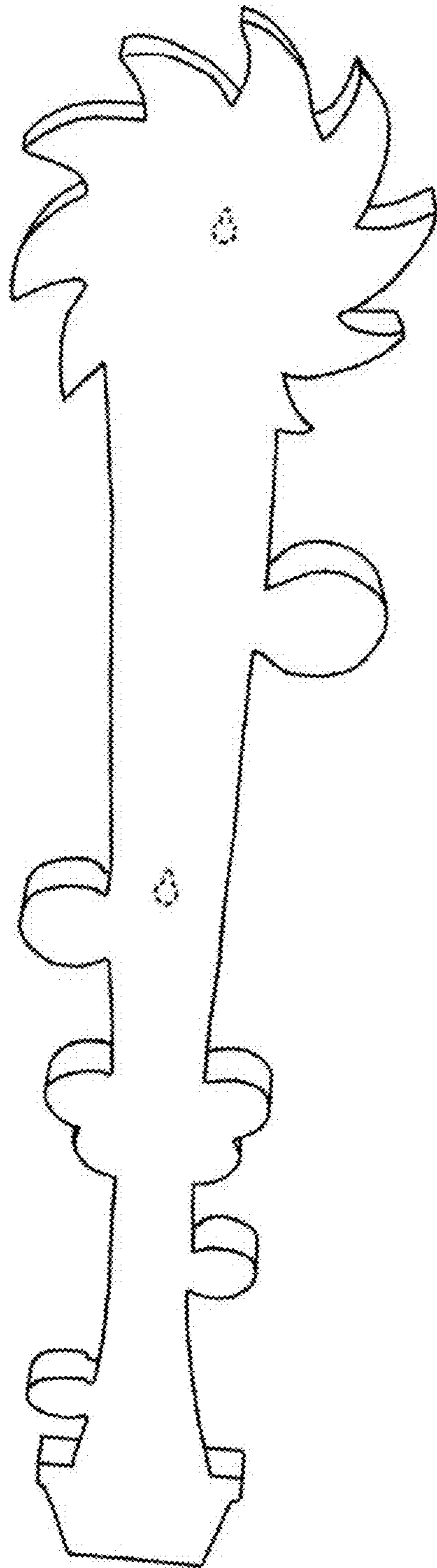


FIG. 7

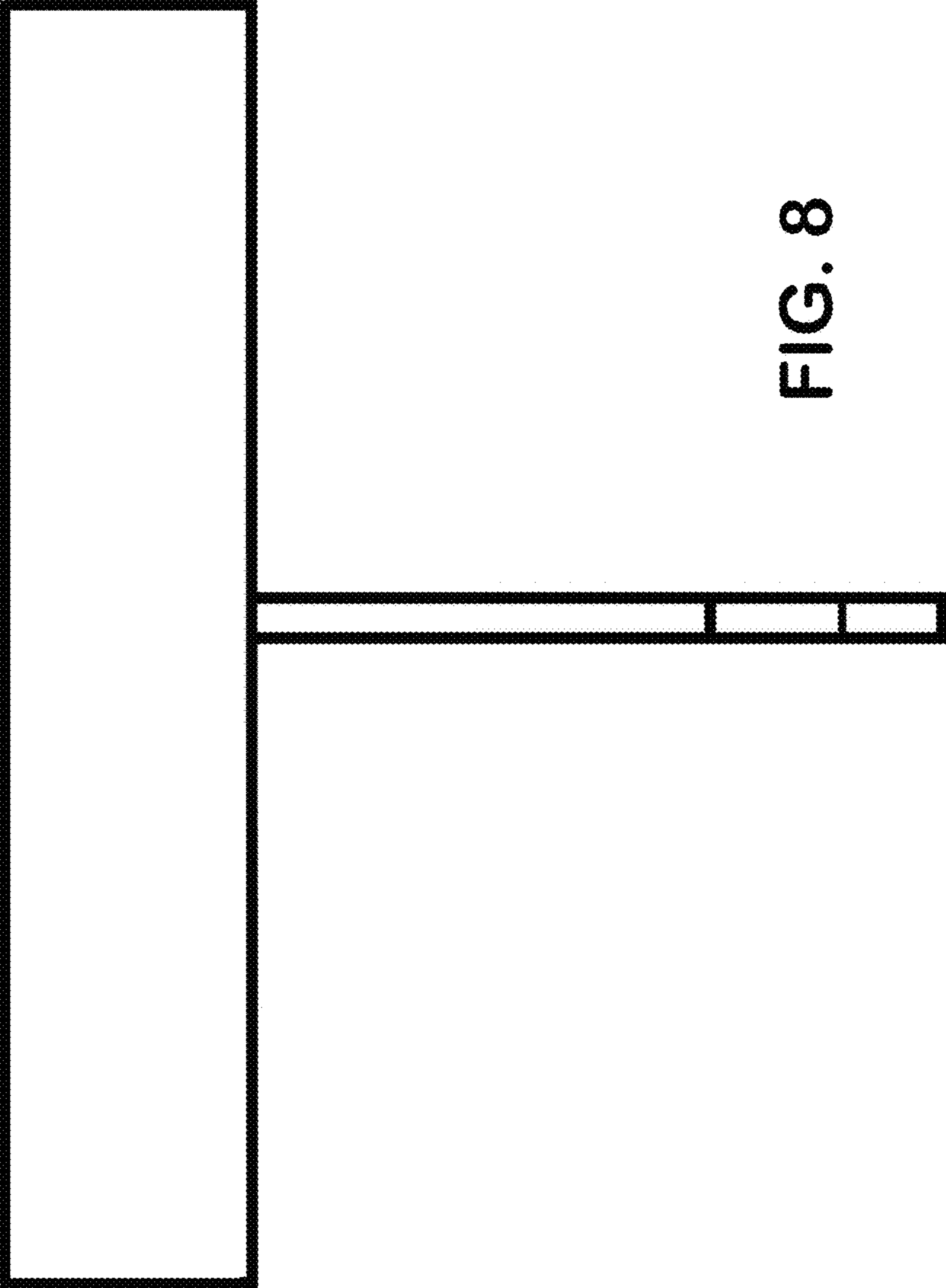


FIG. 8

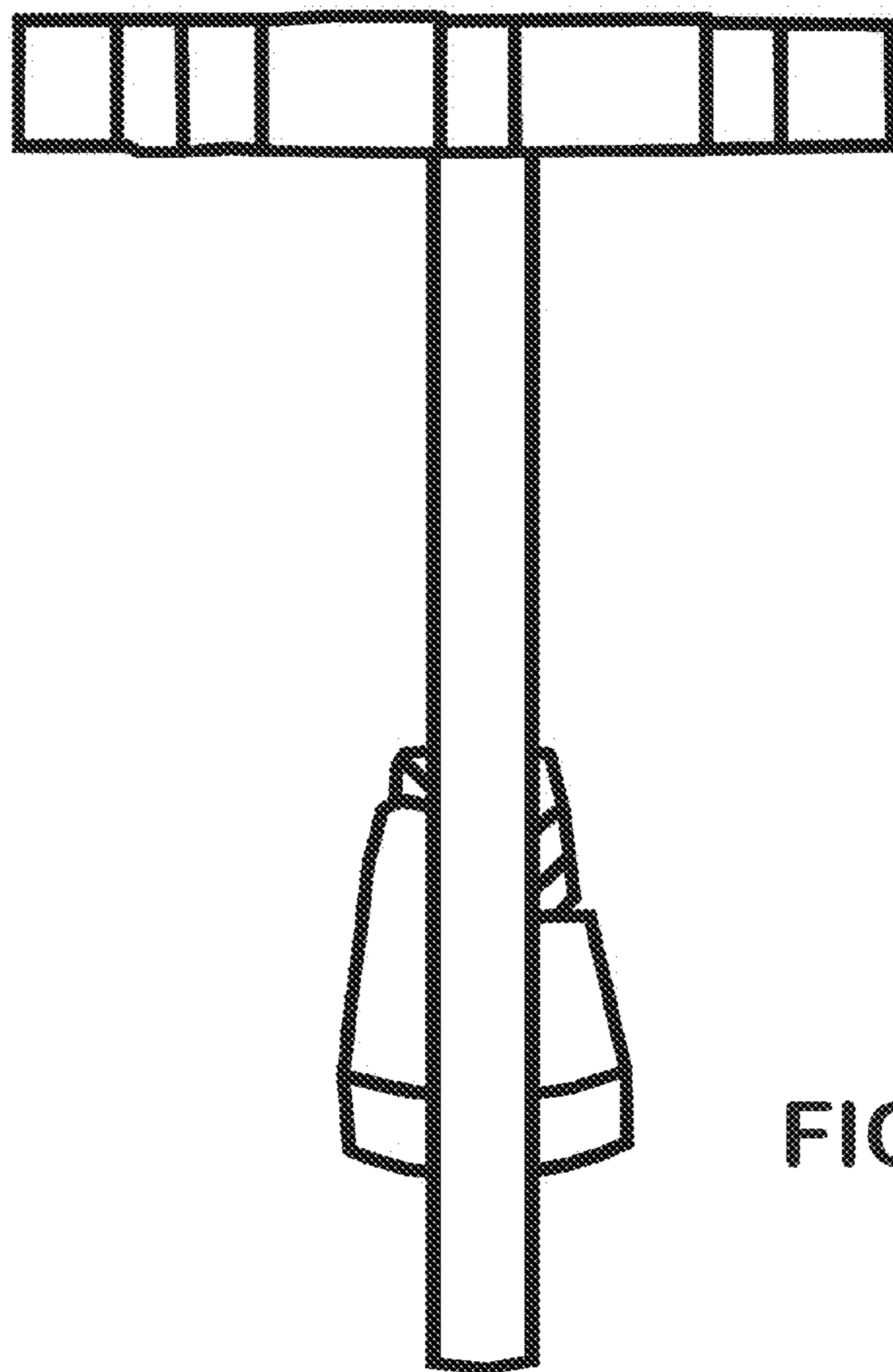


FIG. 9