



US00D816369S

(12) **United States Design Patent** (10) **Patent No.:** **US D816,369 S**  
**Cattlin** (45) **Date of Patent:** **\*\* May 1, 2018**

(54) **PLANT POT HOLDER FOR WALL HUNG DISPLAY**

D257,810 S \* 1/1981 Wilson ..... D6/556  
D260,829 S \* 9/1981 Creamer ..... D6/563  
D540,600 S \* 4/2007 Graf ..... D6/557  
D587,936 S \* 3/2009 Johnson ..... D6/563

(71) Applicant: **Brett Cattlin**, Birmingham (GB)

\* cited by examiner

(72) Inventor: **Brett Cattlin**, Birmingham (GB)

*Primary Examiner* — Robert M Spear

(\*\*) Term: **15 Years**

*Assistant Examiner* — Eliza Bennett-Hattan

(21) Appl. No.: **29/583,413**

(74) *Attorney, Agent, or Firm* — Mark Malek; Widerman Malek, PL

(22) Filed: **Nov. 4, 2016**

(57) **CLAIM**

(51) **LOC (11) Cl.** ..... **06-04**

The ornamental design for a plant pot holder for wall hung display, as shown and described.

(52) **U.S. Cl.**

**DESCRIPTION**

USPC ..... **D6/557**

(58) **Field of Classification Search**

USPC ..... D8/310, 300, 386, 391, 376, 355, 363,  
D8/370–373, 365; D6/556, 557, 558,  
D6/563, 565, 550

CPC ..... A47G 7/044; A47G 7/047; A47G 1/20;  
A47G 25/0607; A47G 33/105; A47G  
7/06; A01G 9/02; F21W 2121/004; F21W  
2121/00

See application file for complete search history.

FIG. 1 is a perspective view of a plant pot holder for wall hung display according to the present invention.

FIG. 2 is a front elevation view of the plant pot holder for wall hung display illustrated in FIG. 1.

FIG. 3 is a rear elevation view of the plant pot holder for wall hung display illustrated in FIG. 1.

FIG. 4 is a top plan view of the plant pot holder for wall hung display illustrated in FIG. 1.

FIG. 5 is a bottom plan view of the plant pot holder for wall hung display illustrated in FIG. 1.

FIG. 6 is a side elevation view of the plant pot holder for wall hung display illustrated in FIG. 1; and,

FIG. 7 is another side elevation view of the plant pot holder for wall hung display illustrated in FIG. 1.

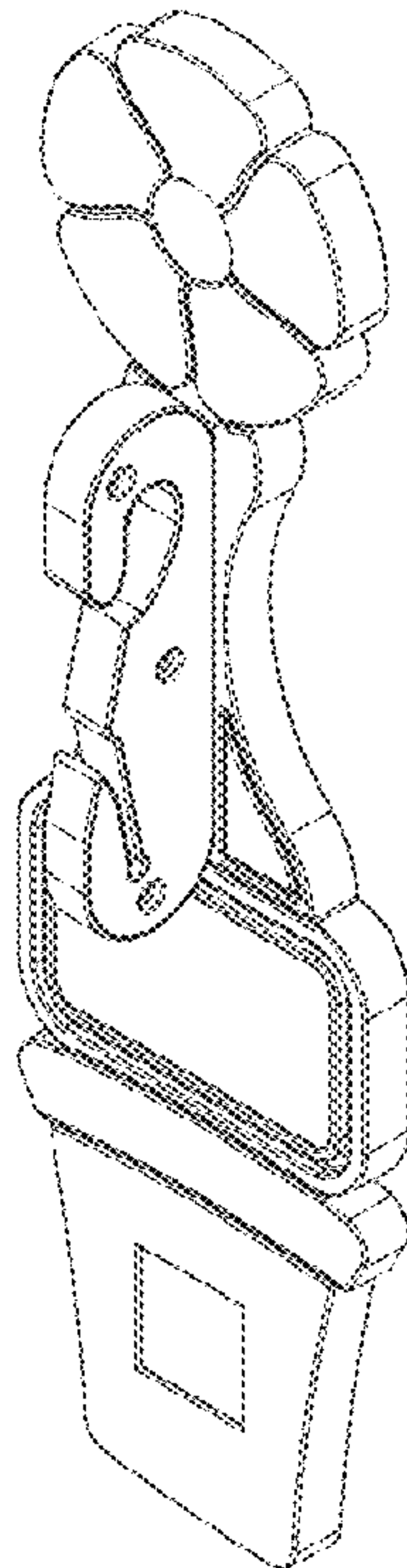
The broken lines in the drawing depict environmental subject matter only and form no part of the claimed design.

(56) **References Cited**

**U.S. PATENT DOCUMENTS**

D3,021 S \* 5/1868 Brocksieher ..... D6/565  
D120,623 S \* 5/1940 Lindey ..... D6/556  
D152,598 S \* 2/1949 Cronen ..... D6/565  
D152,599 S \* 2/1949 Cronen ..... 248/300  
D160,998 S \* 11/1950 Charette ..... D6/556  
D224,838 S \* 9/1972 Douglas ..... D6/563

**1 Claim, 7 Drawing Sheets**



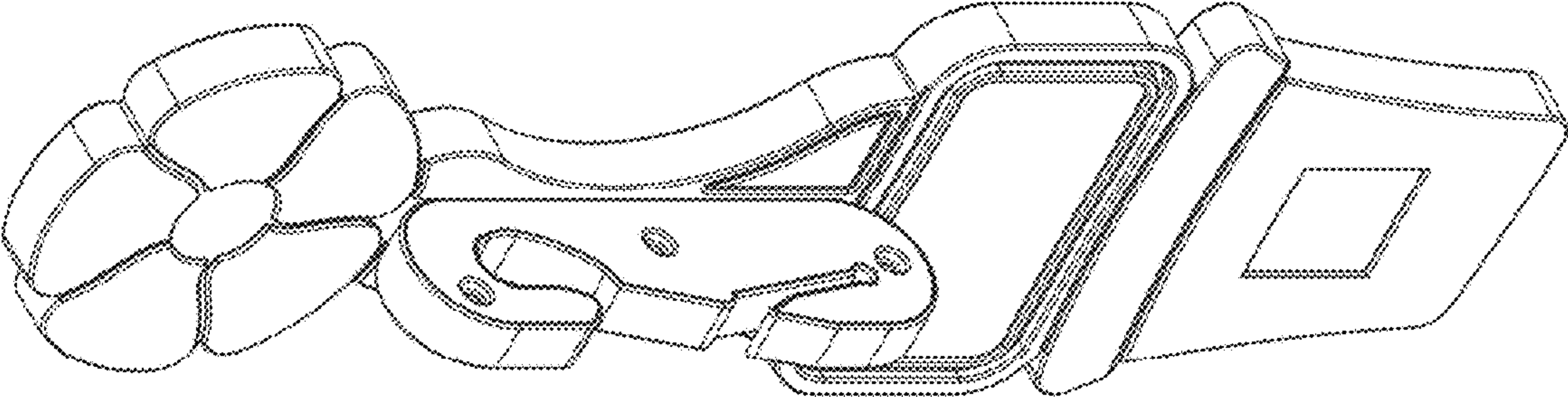


FIG. 1

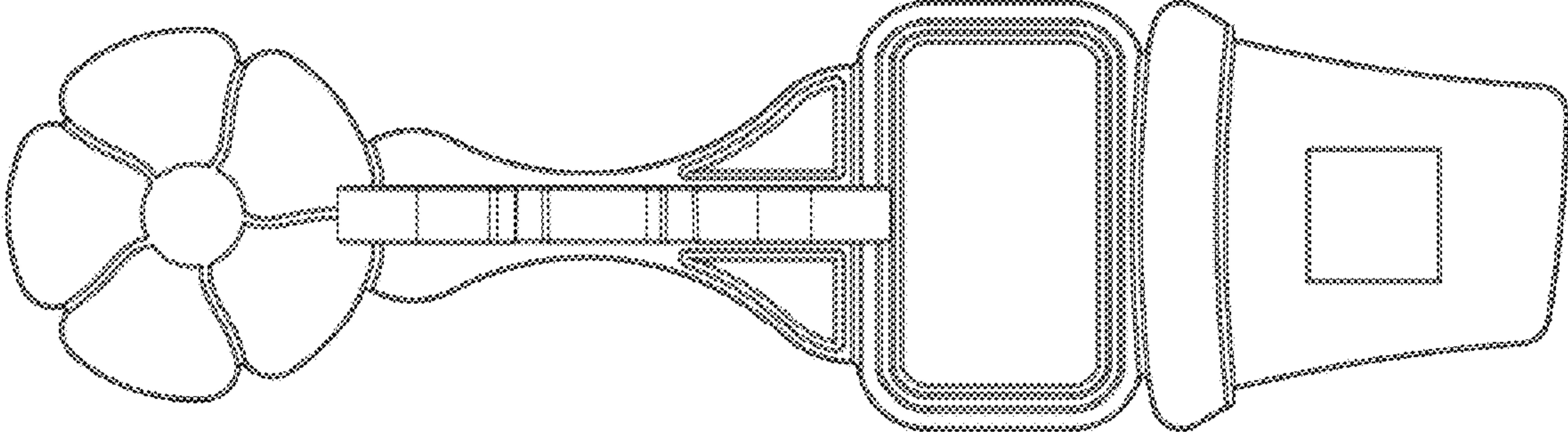


FIG. 2

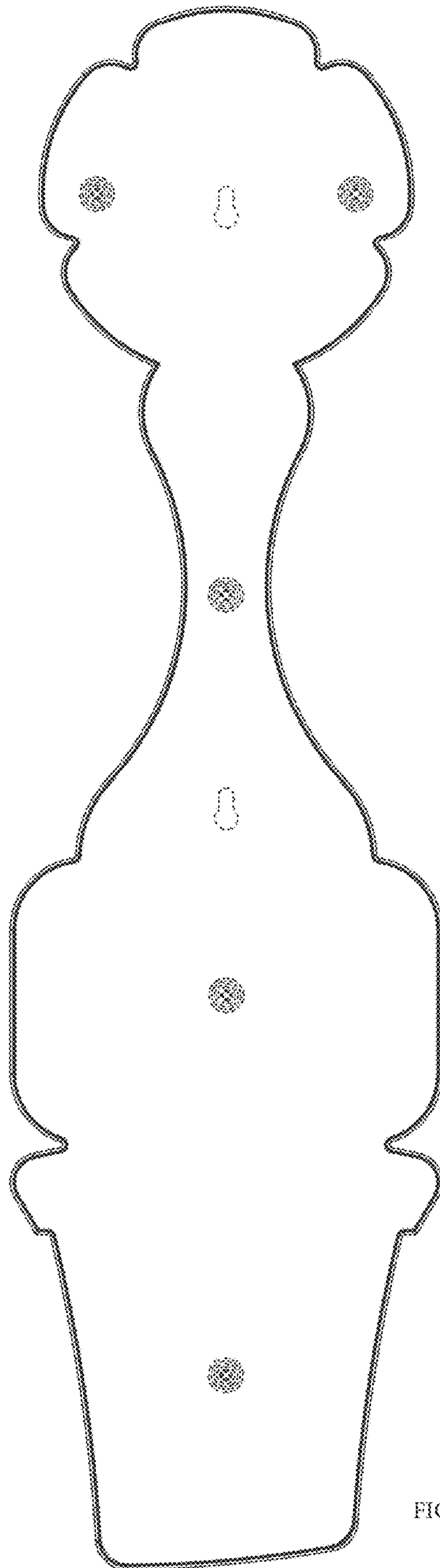
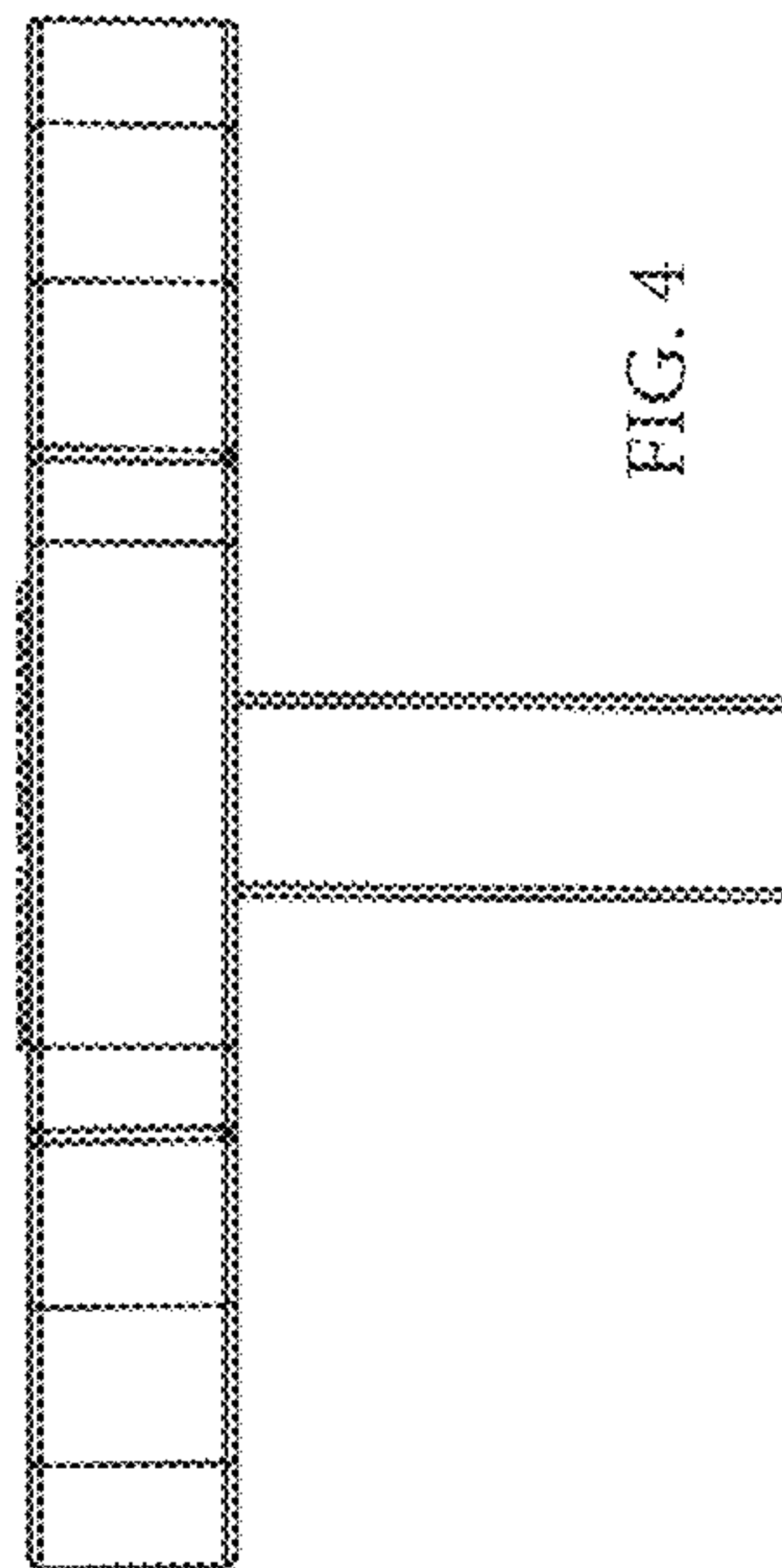


FIG. 3



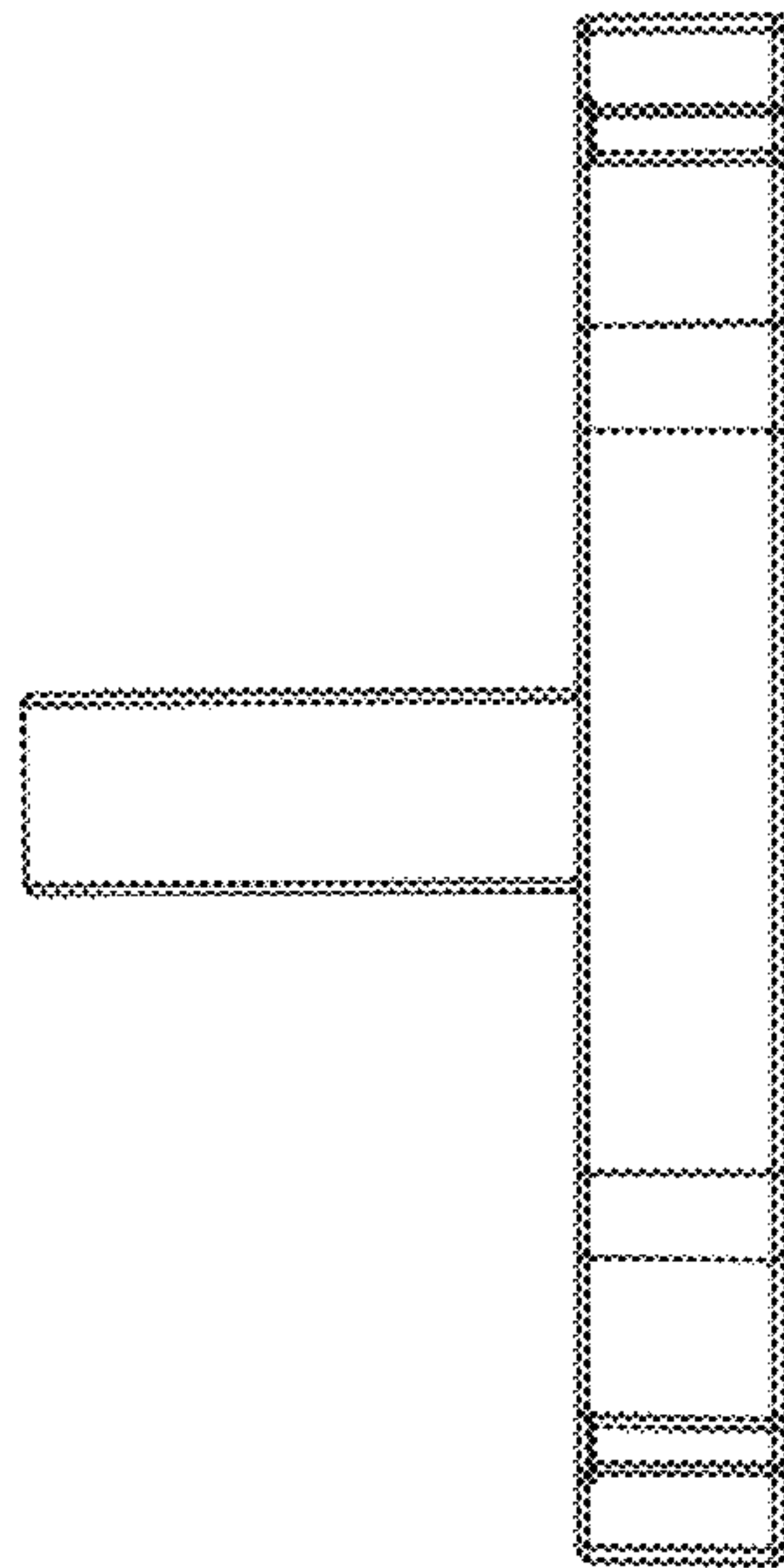


FIG. 5



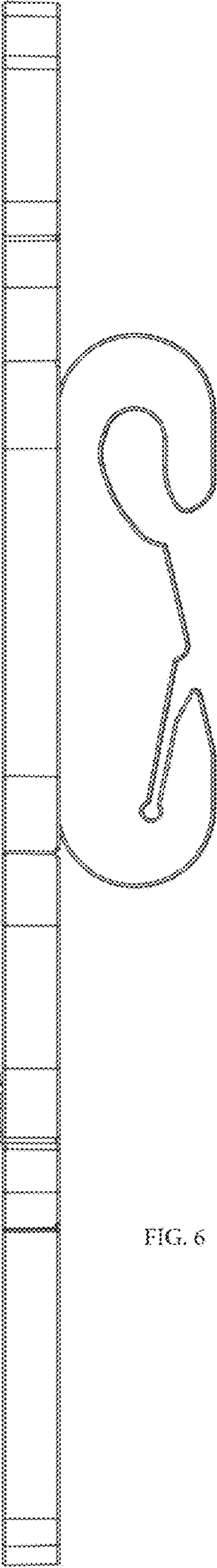


FIG. 6

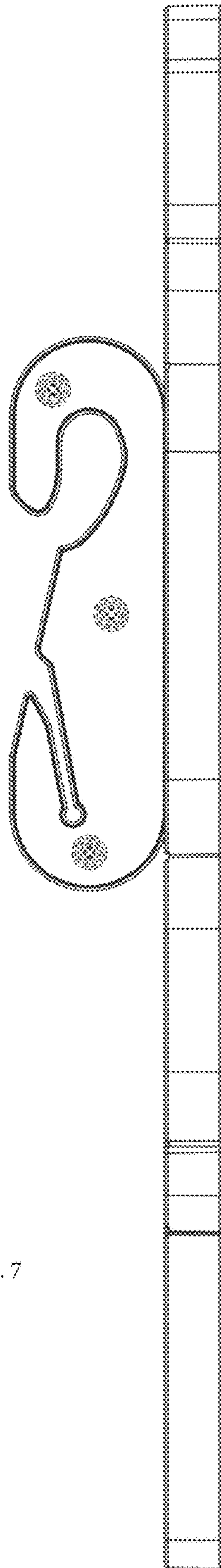


FIG. 7