



US00D816356S

(12) **United States Design Patent** (10) **Patent No.:** **US D816,356 S**  
**Lin** (45) **Date of Patent:** **\*\* May 1, 2018**

(54) **CHILD-SAFETY CHAIR** A47C 3/20; A47C 1/00; A47C 1/02;  
A47C 1/04; A47C 1/06

(71) Applicant: **Shanghai Woyoo Electronic Technology Co., Ltd., Shanghai (CN)** See application file for complete search history.

(72) Inventor: **Hao Lin, Shanghai (CN)**

(73) Assignee: **Shanghai Woyoo Electronic Technology Co., Ltd., Shanghai (CN)**

(\*\*) Term: **15 Years**

(21) Appl. No.: **29/601,436**

(22) Filed: **Apr. 21, 2017**

(30) **Foreign Application Priority Data**

Jan. 4, 2017 (CN) ..... 2017 3 0002045

(51) **LOC (11) Cl.** ..... **06-01**

(52) **U.S. Cl.**  
USPC ..... **D6/333**

(58) **Field of Classification Search**  
USPC ..... D6/334-336, 338-339, 491, 333, 716,  
D6/716.1-716.7; D12/129; D21/412,  
D21/419; 280/30-31; 5/94, 98.1, 99.1,  
5/101, 105, 655; 297/183.1-183.4,  
297/184.13, 184.15, 184.17, 250.1, 256.1,  
297/255, 256.15, 256.16, 174 R, 174 CS,  
297/170-173, 136, 148, 27, 61, 68;  
4/572.1

CPC ..... A47D 13/02; A47D 13/10; A47D 1/00;  
A47D 1/002; A47D 1/004; B60N 2/22;  
B60N 2/24; A47C 7/021; A47C 7/022;  
A47C 7/002; A47C 7/18; A47C 7/24;  
A47C 3/00; A47C 3/02; A47C 3/025;

(56) **References Cited**

U.S. PATENT DOCUMENTS

D456,151 S *	4/2002	Kassai .....	D6/333
D637,825 S *	5/2011	Xu .....	D6/333
D653,463 S *	2/2012	Hartenstine .....	D6/333
D746,071 S *	12/2015	Haley .....	D6/333
D746,072 S *	12/2015	Haley .....	D6/333
D778,627 S *	2/2017	Stroikov .....	D6/333
D796,855 S *	9/2017	Imrich .....	D6/333
D804,832 S *	12/2017	Pos .....	D6/333

\* cited by examiner

*Primary Examiner* — Abraham Bahta

(74) *Attorney, Agent, or Firm* — Wang Law Firm, Inc.

(57) **CLAIM**

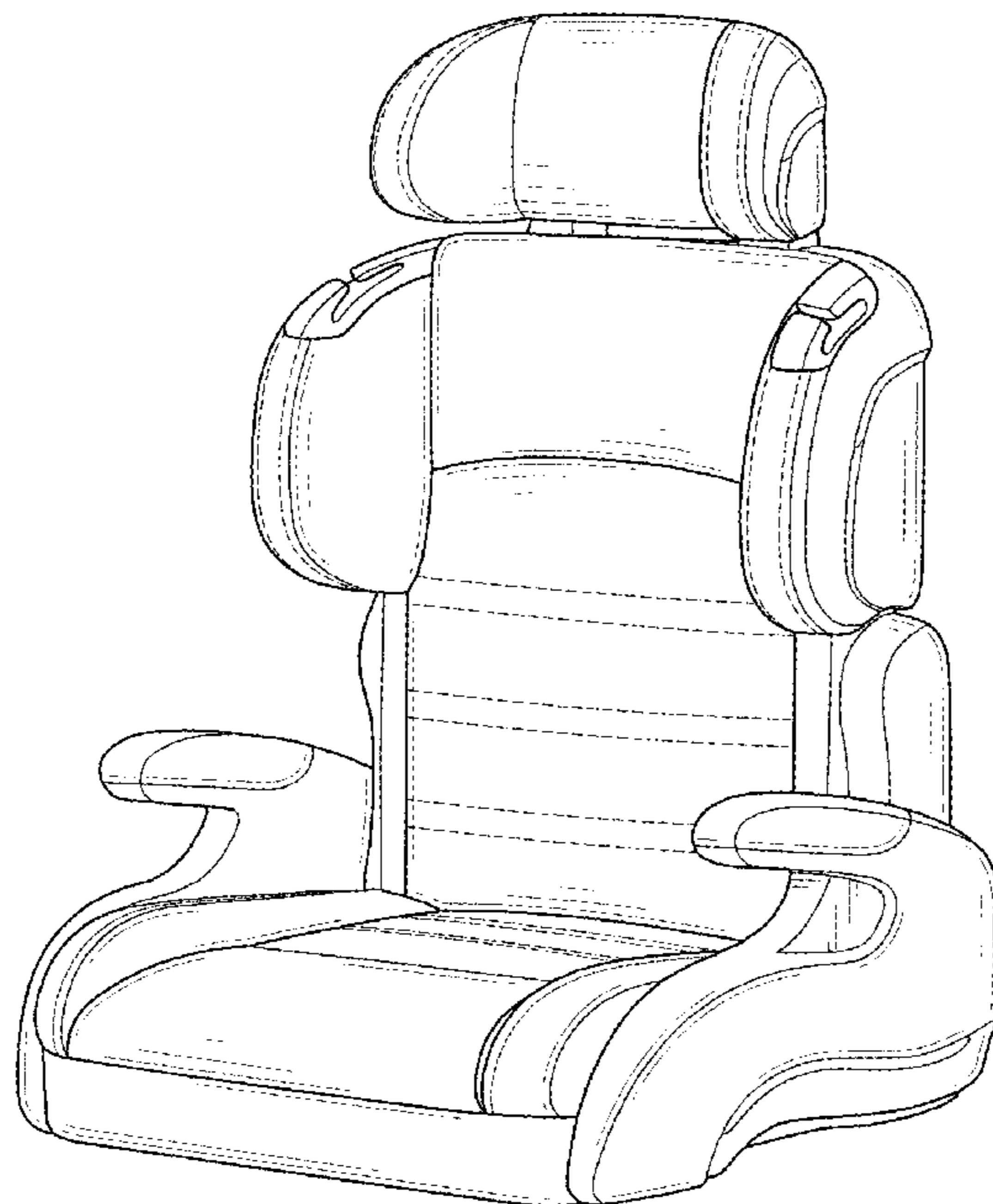
The ornamental design for a child-safety chair, as shown and described.

**DESCRIPTION**

FIG. 1 is a perspective view showing my new design;  
FIG. 2 is a front view thereof;  
FIG. 3 is a rear view thereof;  
FIG. 4 is a left view thereof;  
FIG. 5 is a right view thereof;  
FIG. 6 is a top view thereof; and,  
FIG. 7 is a bottom view thereof.

The broken lines shown on the drawings are for the purpose of illustration and form no part of the claimed design.

**1 Claim, 7 Drawing Sheets**



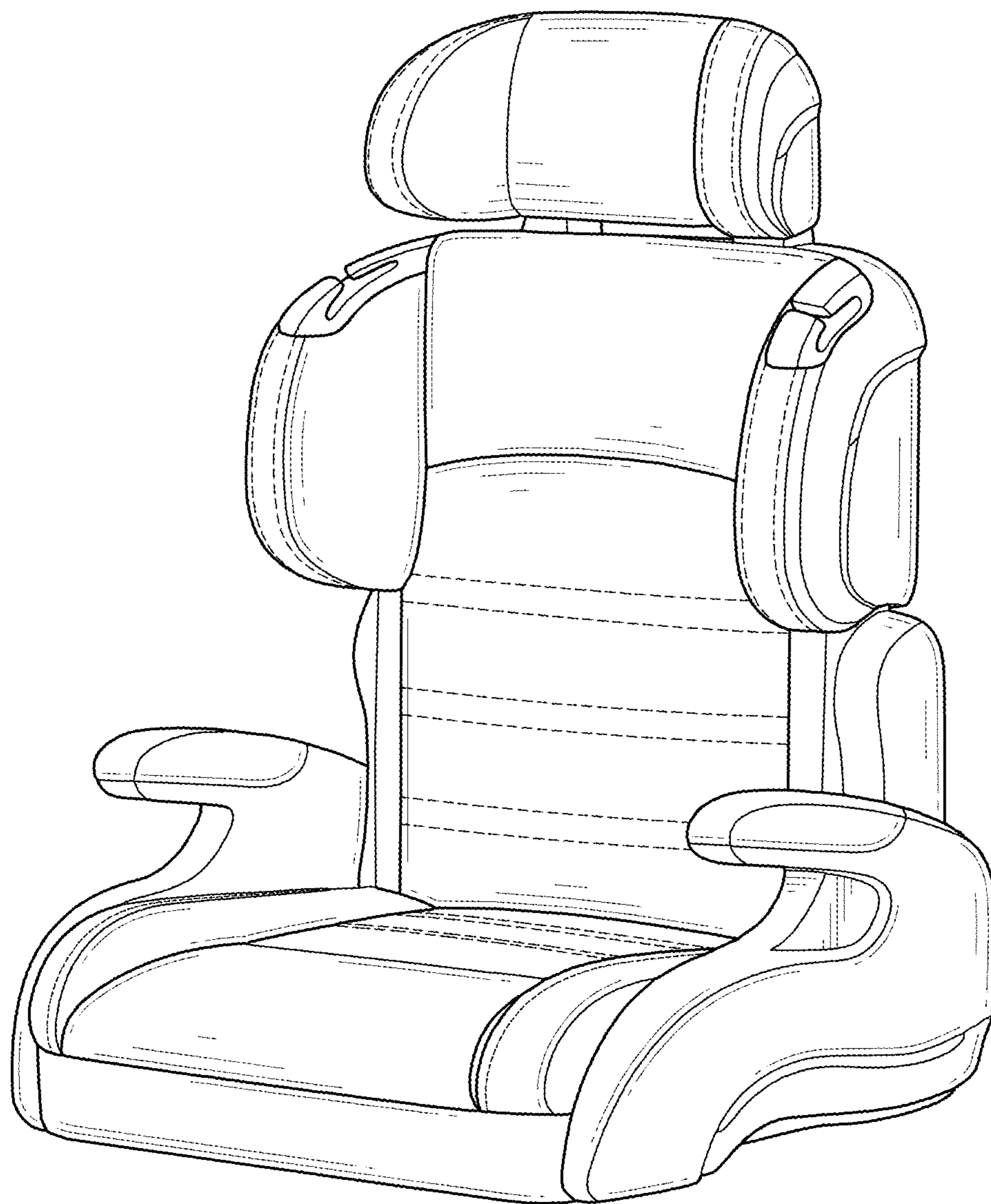


FIG. 1

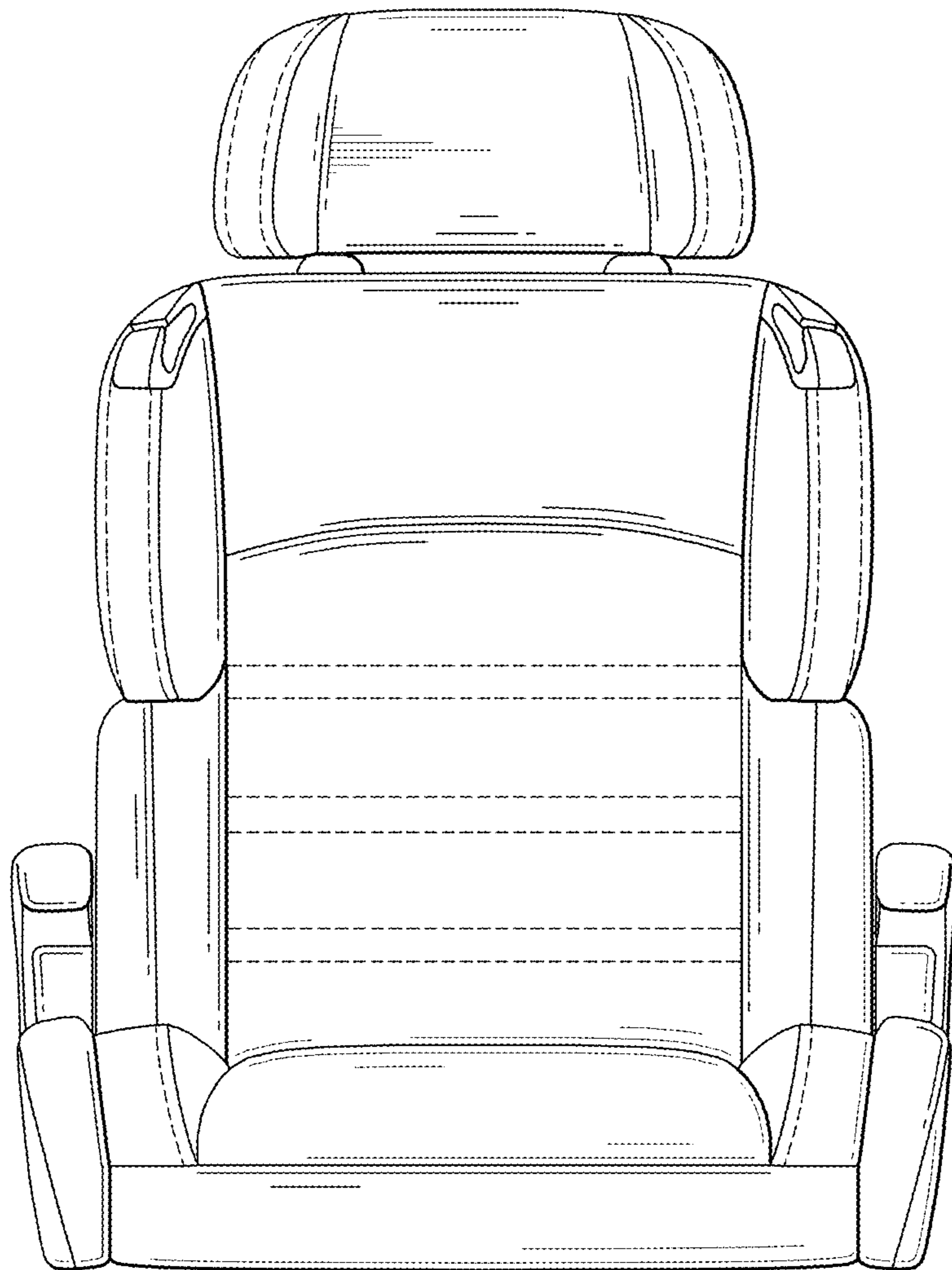


FIG. 2

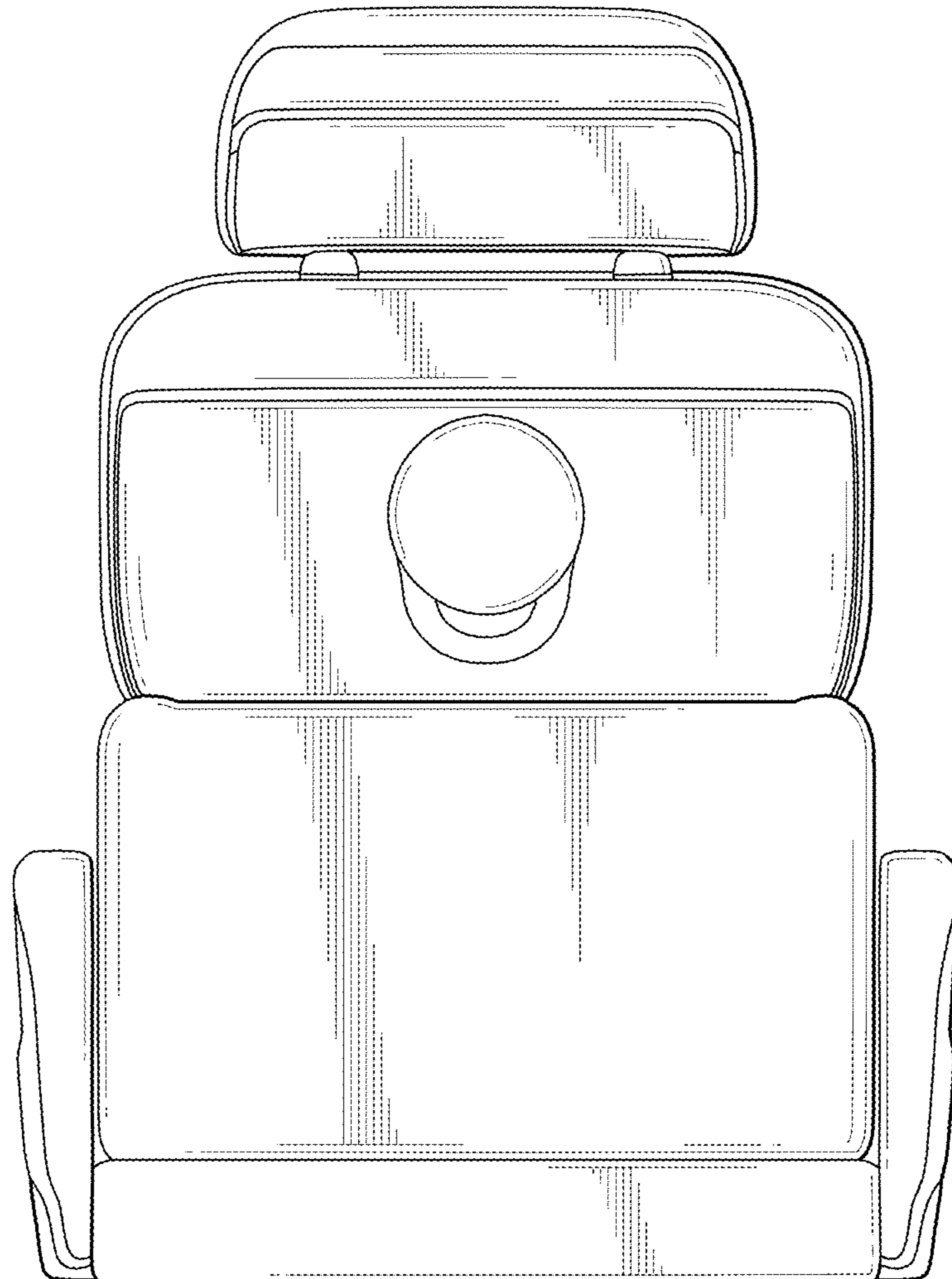


FIG. 3

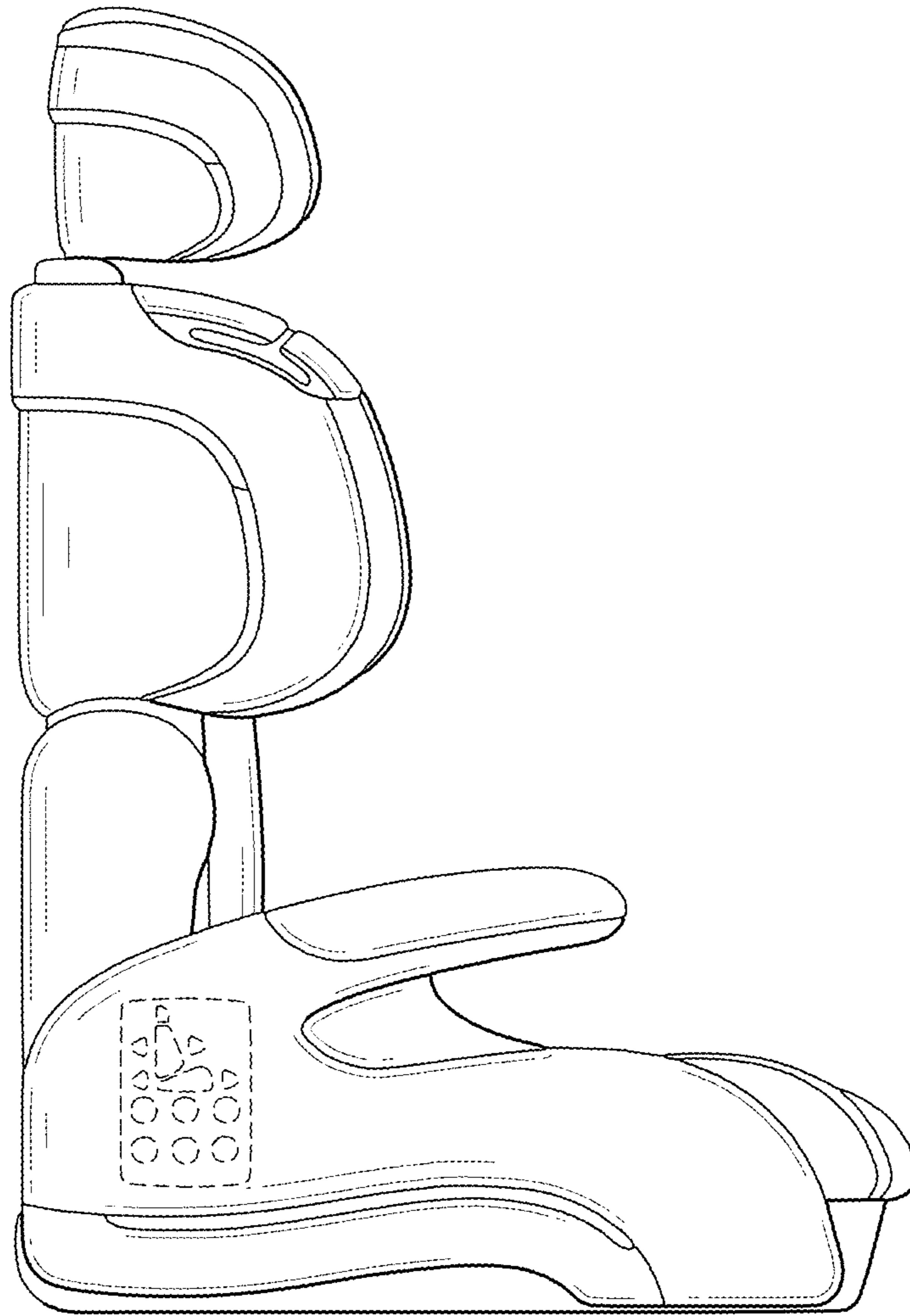


FIG. 4




FIG. 5

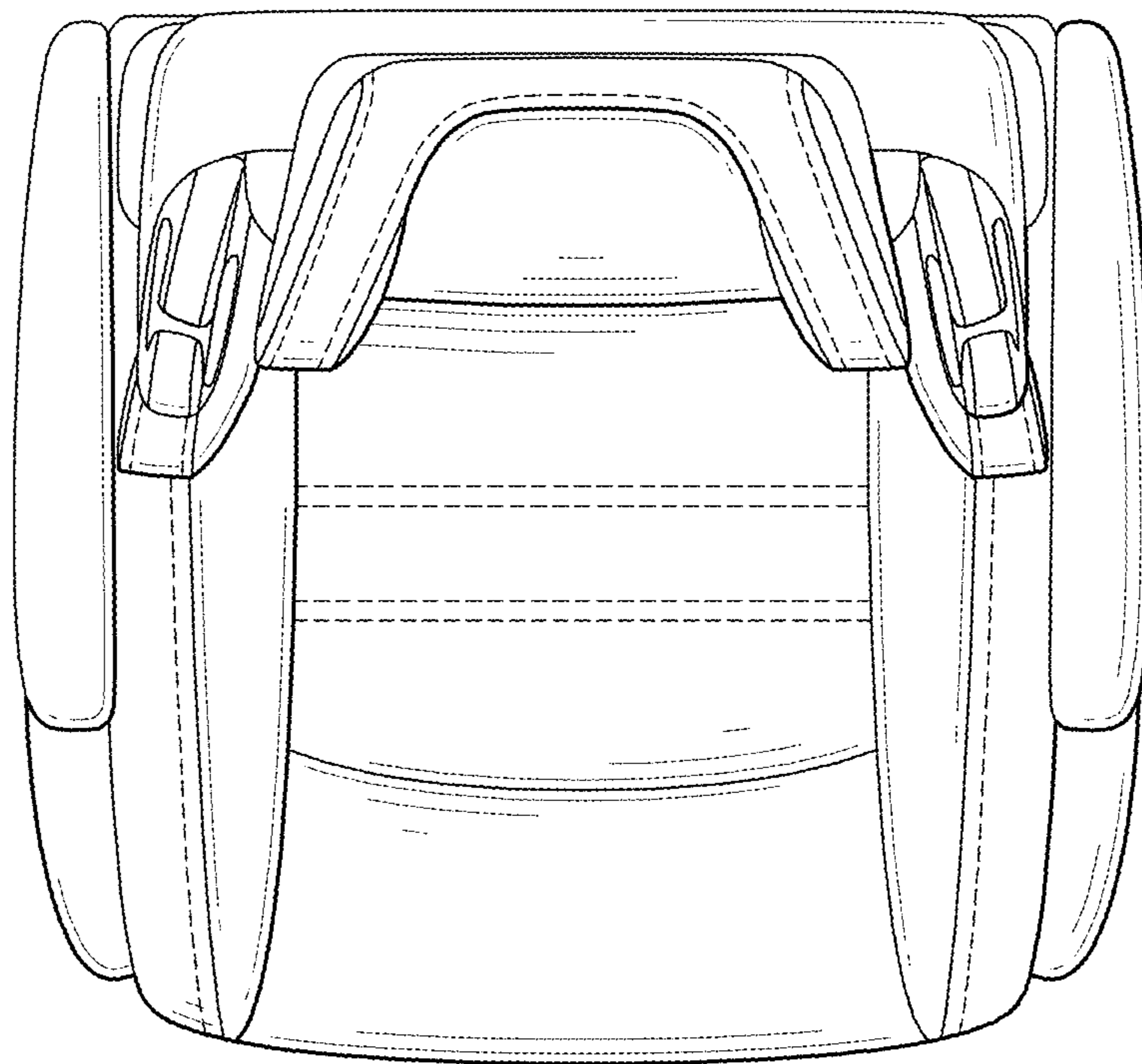


FIG. 6

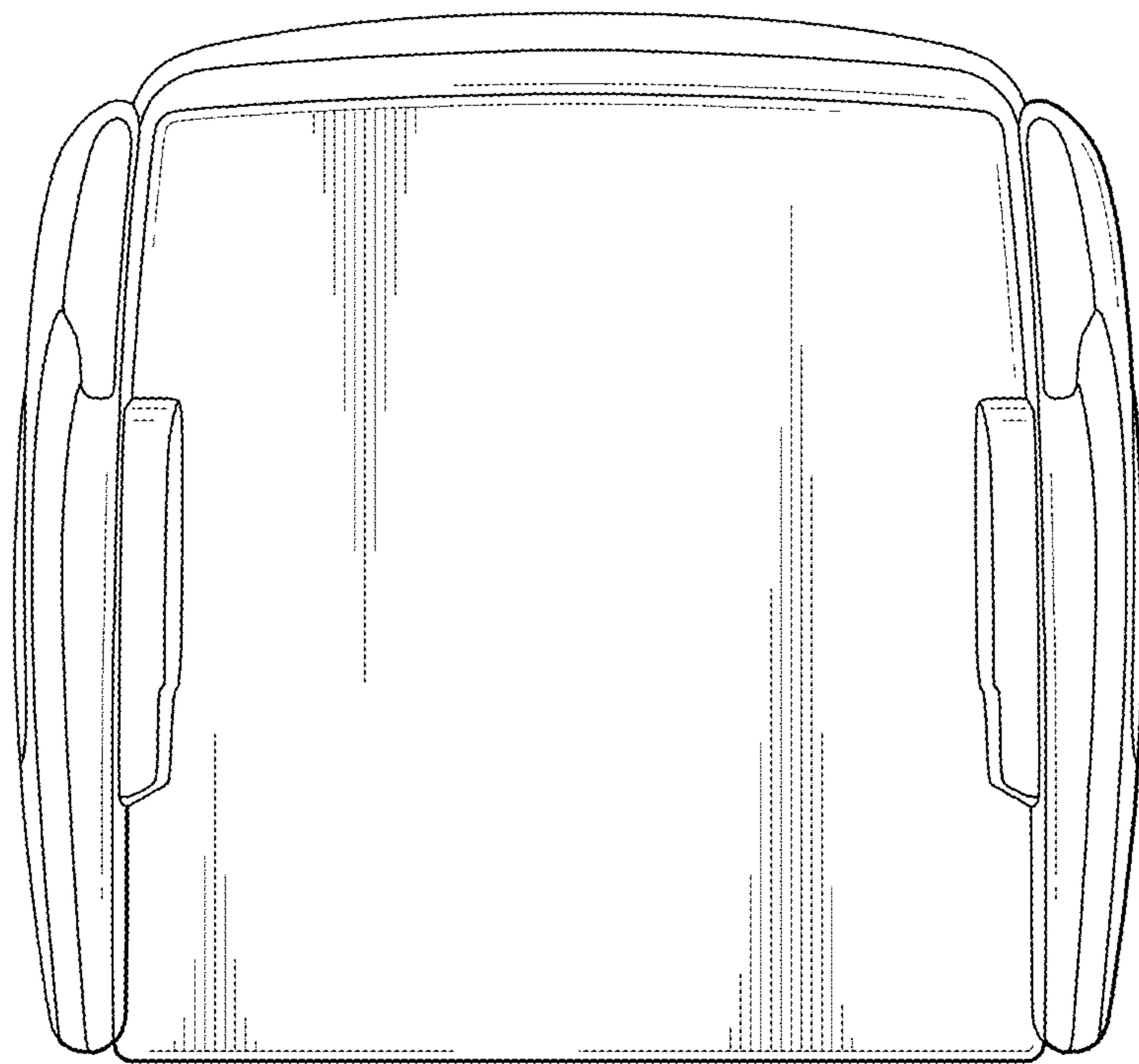


FIG. 7