



US00D816352S

(12) **United States Design Patent**  
**Lu et al.**

(10) **Patent No.:** **US D816,352 S**  
(45) **Date of Patent:** **\*\* May 1, 2018**

(54) **HANGER FOR A SHELVING SYSTEM**

(71) Applicant: **EASYHOME ORGANIZATION  
MANUFACTURING INC.**, Ontario,  
CA (US)

(72) Inventors: **Zhi Qiang Lu**, Ontario, CA (US);  
**Milton David Ruiz**, Germantown, TN  
(US)

(73) Assignee: **EASYHOME ORGANIZATION  
MANUFACTURING INC.**, Ontario,  
CA (US)

(\*\*) Term: **15 Years**

(21) Appl. No.: **29/599,785**

(22) Filed: **Apr. 6, 2017**

(51) **LOC (11) Cl.** ..... **06-08**

(52) **U.S. Cl.**  
USPC ..... **D6/319; D8/317; D8/318**

(58) **Field of Classification Search**  
USPC ..... D6/315-328, 672  
CPC ..... A47G 25/14; A47G 25/28; A47G 25/26;  
A47G 25/30; A47G 25/36; A47G 25/50;  
A47G 25/442; A47G 25/483; A47G  
25/743; A47G 25/4023; A47F 5/0006  
See application file for complete search history.

(56) **References Cited**

**U.S. PATENT DOCUMENTS**

2,576,612 A \* 11/1951 Latvala ..... A47G 25/18  
223/88  
D179,745 S \* 2/1957 Snook ..... D6/319  
3,323,697 A \* 6/1967 Quisling ..... A47G 25/52  
223/91

3,348,745 A \* 10/1967 Basile ..... A47G 25/24  
223/88  
5,078,307 A \* 1/1992 Suddath ..... A47G 25/442  
223/85  
D389,325 S \* 1/1998 Kedzior ..... D6/315  
D431,376 S \* 10/2000 Abdi ..... D6/317  
D438,390 S \* 3/2001 Davis ..... D6/317  
6,230,945 B1 \* 5/2001 Licari ..... A47G 25/28  
223/85  
D464,813 S \* 10/2002 Lin ..... D6/317

\* cited by examiner

*Primary Examiner* — Lauren R Calve

(74) *Attorney, Agent, or Firm* — WPAT, P.C., Intellectual  
Property Attorneys; Anthony King

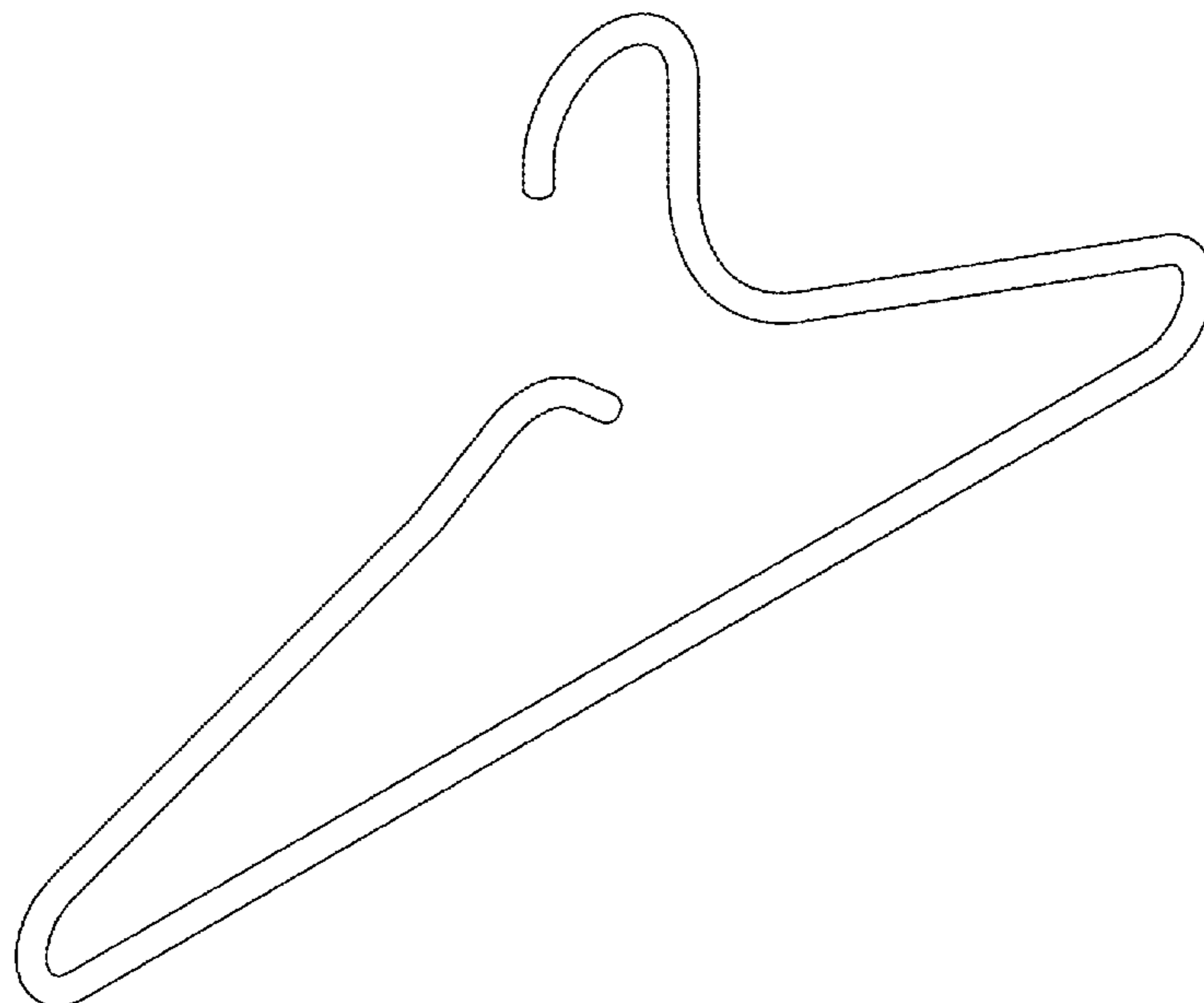
(57) **CLAIM**

The ornamental design for a hanger for a shelving system,  
as shown and described.

**DESCRIPTION**

FIG. 1 is a front view of the hanger for a shelving system of  
the present invention;  
FIG. 2 is a top view of the hanger for a shelving system of  
FIG. 1;  
FIG. 3 is a bottom view of the hanger for a shelving system  
of FIG. 1;  
FIG. 4 is a back view of the hanger for a shelving system of  
FIG. 1;  
FIG. 5 is a left side view of the hanger for a shelving system  
of FIG. 1;  
FIG. 6 is a right side view of the hanger for a shelving  
system of FIG. 1; and,  
FIG. 7 is a top perspective view of a hanger for a shelving  
system of FIG. 1.

**1 Claim, 7 Drawing Sheets**



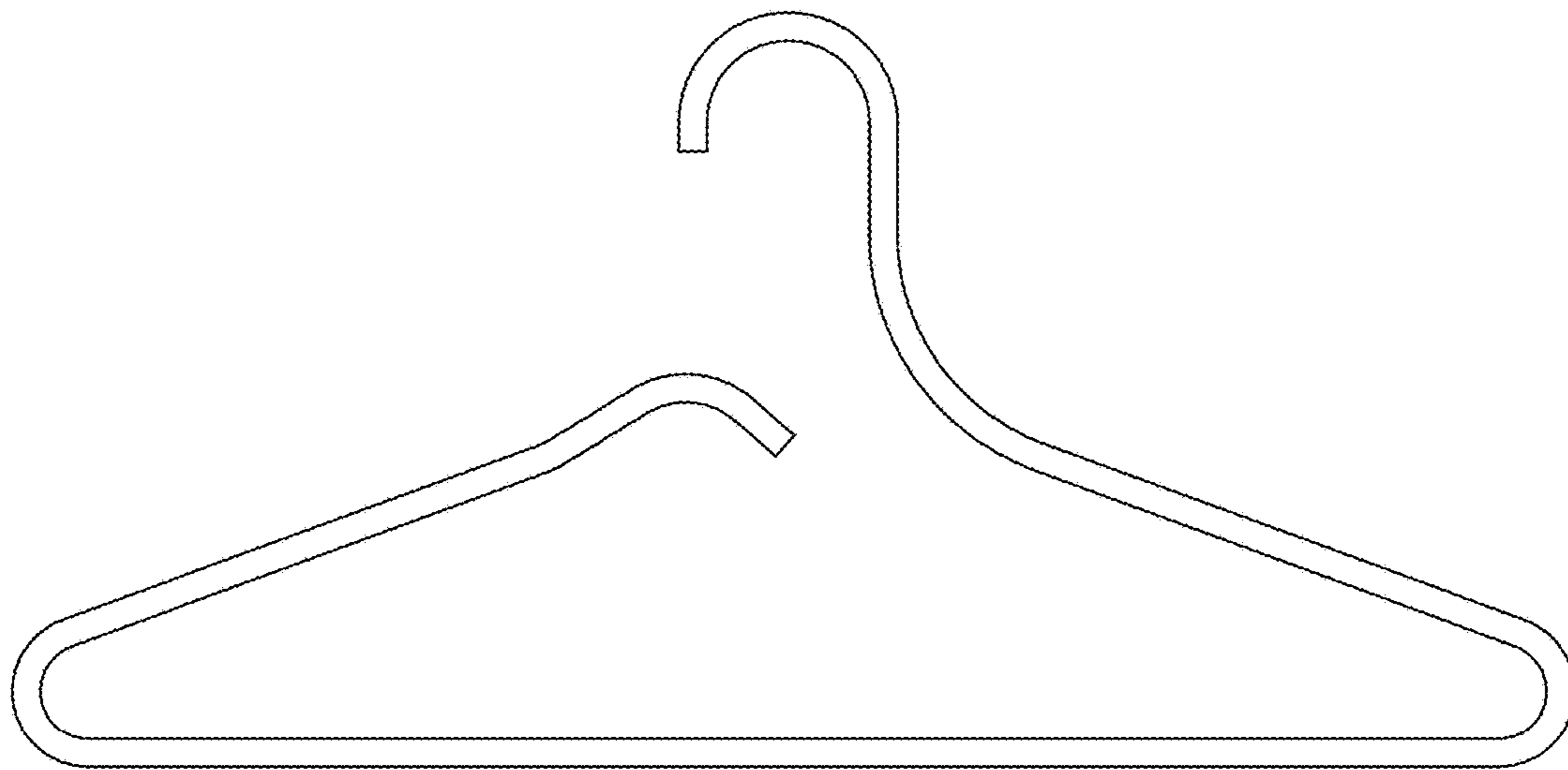



FIG. 1



**FIG. 2**



FIG. 3

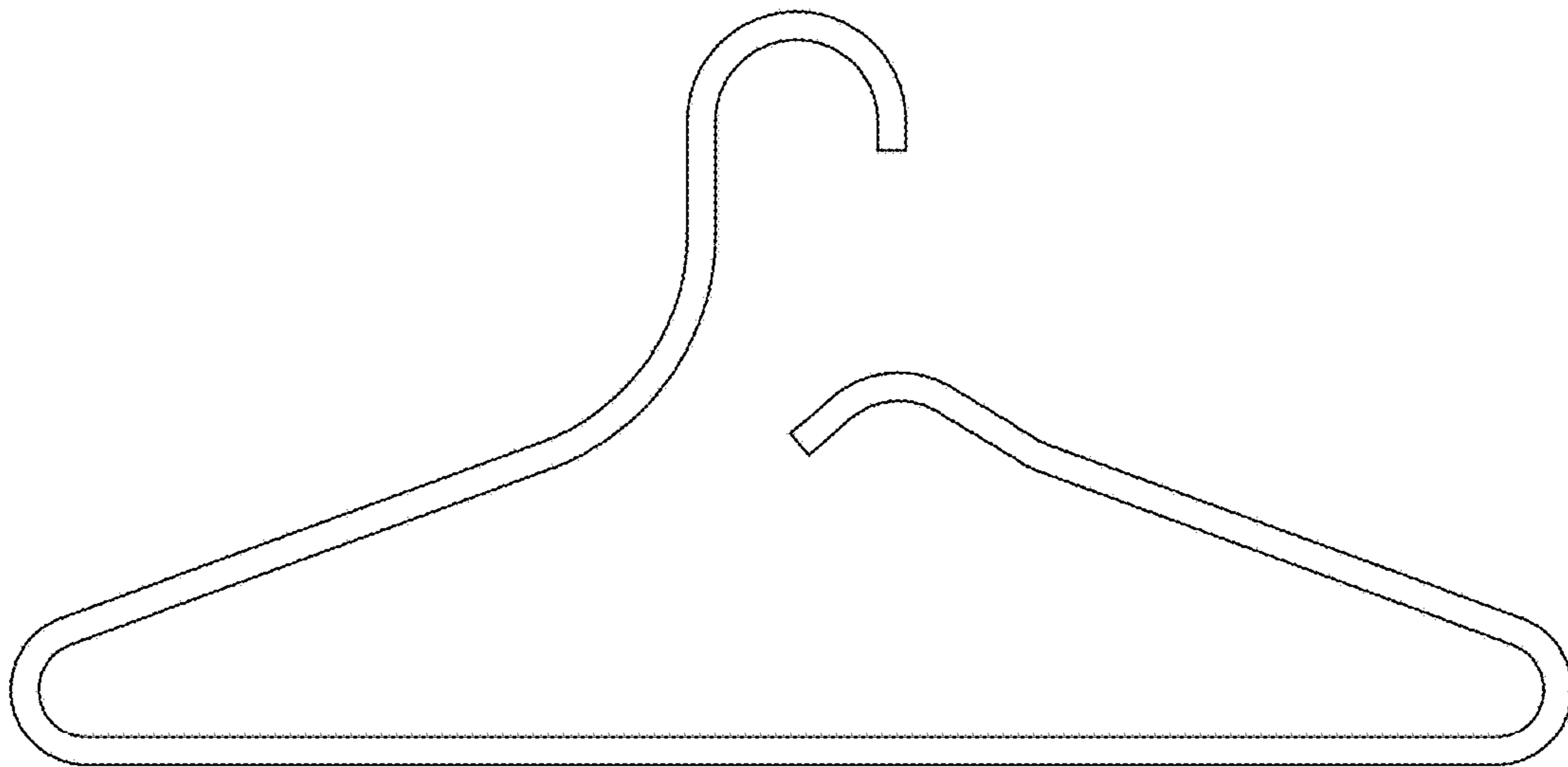


FIG. 4



FIG. 5



FIG. 6

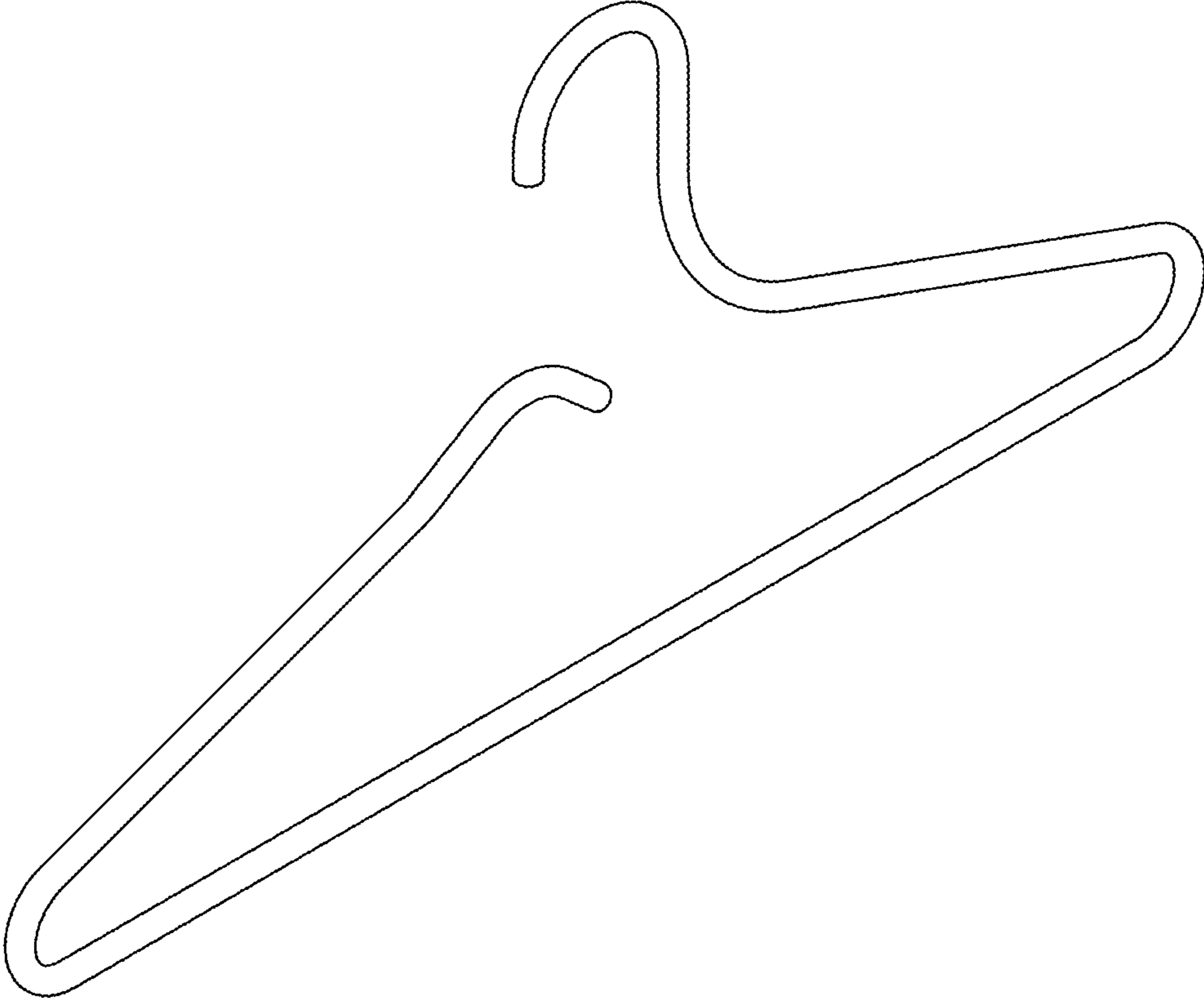


FIG. 7