



US00D816349S

(12) **United States Design Patent** (10) **Patent No.:** **US D816,349 S**
Itzhak-Sigron et al. (45) **Date of Patent:** **** May 1, 2018**

(54) **SHEET MATERIAL**

B44F 11/02; B44F 11/04; D03D 1/00;
D04H 1/00; D10B 2503/04; D21H 27/02

See application file for complete search history.

(71) Applicant: **KETER PLASTIC LTD.**, Herzelyia
(IL)

(56) **References Cited**

(72) Inventors: **Reut Itzhak-Sigron**, Ein Sarid (IL);
Nikolai Duvigneau, Zichron Yaacov
(IL)

U.S. PATENT DOCUMENTS

D26,875 S * 4/1897 Morris D5/50
D35,277 S * 11/1901 Palmer D5/47

(Continued)

(73) Assignee: **KETER PLASTIC LTD.**, Herzelyia
(IL)

Primary Examiner — Karen S Acker
Assistant Examiner — Wendy Arminio

(**) Term: **15 Years**

(74) *Attorney, Agent, or Firm* — Vorys, Sater, Seymour &
Pease LLP

(21) Appl. No.: **29/611,639**

(57) **CLAIM**

(22) Filed: **Jul. 24, 2017**

The ornamental design for a sheet material, as shown and
described.

Related U.S. Application Data

DESCRIPTION

(62) Division of application No. 29/518,685, filed on Feb.
26, 2015.

(30) **Foreign Application Priority Data**

Aug. 28, 2014 (IL) 55979
Feb. 12, 2015 (IL) 56588

(51) **LOC (11) Cl.** **05-06**

(52) **U.S. Cl.**
USPC **D5/47**

(58) **Field of Classification Search**

USPC D5/1-5, 7, 8, 11, 12, 15, 19, 20, 23, 29,
D5/30, 43, 47, 48, 50-55, 63, 64, 99;
D6/582-587; D19/5; D25/102, 138, 139
CPC ... B31F 1/00; B31F 1/07; B32B 3/266; B32B
5/024; B44F 1/00; B44F 1/02; B44F
1/08; B44F 1/10; B44F 5/00; B44F 7/00;
B44F 9/00; B44F 9/04; B44F 11/00;

FIG. 1 is a top perspective view of a first embodiment of a
sheet material;
FIG. 2 is a front view of the sheet material as seen in FIG.
1, the rear view being a mirror image;
FIG. 3 is a side view of the sheet material as seen in FIG. 1,
the other side view being a mirror image;
FIG. 4 is a top plan view of the sheet material as seen in FIG.
1;
FIG. 5 is a bottom plan view of the sheet material as seen in
FIG. 1;
FIG. 6 is a top perspective view of a second embodiment of
a sheet material;
FIG. 7 is a front view of the sheet material as seen in FIG.
6;
FIG. 8 is a rear view of the sheet material as seen in FIG. 6;
FIG. 9 is a side view of the sheet material as seen in FIG. 6;
FIG. 10 is the other side view of the sheet material as seen
in FIG. 6;
FIG. 11 is a top plan view of the sheet material as seen in
FIG. 6; and,

(Continued)




FIG. 12 is a bottom plan view of the sheet material as seen in FIG. 6.

1 Claim, 12 Drawing Sheets

(56)

References Cited

U.S. PATENT DOCUMENTS

D35,753 S * 2/1902 Palmer D5/47
 D37,045 S * 7/1904 MacMurray 245/9
 D65,968 S * 11/1924 Herbine D5/19
 1,977,265 A * 10/1934 Colvin, Jr. D03D 19/00
 2,052,088 A * 8/1936 Drumheller D04B 1/18
 139/392
 D102,592 S * 12/1936 Klaff D6/586
 D107,278 S * 11/1937 Grossman et al. D6/586
 2,124,574 A * 7/1938 Hesse D03D 15/08
 139/419
 2,396,912 A * 3/1946 Campbell A44B 19/346
 139/384 B
 D184,730 S * 3/1959 Harty, Jr. D25/142
 D201,422 S * 6/1965 Lyon D5/7
 D342,163 S * 12/1993 Lesner D5/47
 D393,548 S * 4/1998 Garneau D5/47
 5,807,793 A * 9/1998 Scari D03D 13/006
 139/420 C

6,073,468 A * 6/2000 Wallace D04B 1/10
 66/169 R
 D476,161 S * 6/2003 Salway D5/47
 D477,918 S * 8/2003 Bruner D5/47
 D478,217 S * 8/2003 Bruner D5/47
 7,201,024 B2 * 4/2007 Hirayama D04B 21/12
 66/192
 D557,509 S * 12/2007 Davis D5/47
 D588,366 S * 3/2009 Wang D5/1
 D589,263 S * 3/2009 Wang D5/1
 D648,542 S * 11/2011 Diventi D5/47
 D648,545 S * 11/2011 DiVenti D5/47
 D648,546 S * 11/2011 Diventi D5/47
 D648,547 S * 11/2011 Diventi D5/47
 D670,916 S * 11/2012 Yang D5/47
 D744,261 S * 12/2015 Rauch D6/582
 D767,904 S * 10/2016 Lin D5/47
 D777,431 S * 1/2017 Duvigneau D3/306
 D791,482 S * 7/2017 Itzhak-Sigron D3/306
 2005/0204448 A1 * 9/2005 Wise A41D 27/28
 2/69
 2006/0163039 A1 * 7/2006 Marshall B65G 15/54
 198/778
 2008/0108466 A1 * 5/2008 Pelton D04B 1/10
 474/250
 2009/0021939 A1 * 1/2009 Costello D03D 9/00
 362/249.02
 2014/0287643 A1 * 9/2014 Nozaki B32B 5/02
 442/311
 2017/0246781 A1 * 8/2017 Itzhak-Sigron ... B29C 45/14786

* cited by examiner




FIG. 1



FIG. 2



FIG. 3




FIG. 4




FIG. 5




FIG. 6



FIG. 7



FIG. 8




FIG. 9




FIG. 10




FIG. 11




FIG. 12