



US00D816346S

(12) **United States Design Patent**
Zhou

(10) **Patent No.:** **US D816,346 S**
(45) **Date of Patent:** **** May 1, 2018**

(54) **HAIR COMB**

(71) Applicant: **DONGGUAN QUZHI APPLIANCE TECHNOLOGY CO., LTD.,**
Dongguan (CN)

(72) Inventor: **Hong-Mei Zhou, Zaoyang (CN)**

(73) Assignee: **Dongguan Quzhi Appliance Technology Co., Ltd., Dongguan (CN)**

(**) Term: **15 Years**

(21) Appl. No.: **29/596,890**

(22) Filed: **Mar. 13, 2017**

(51) **LOC (11) Cl.** **04-02**

(52) **U.S. Cl.**
USPC **D4/100**

(58) **Field of Classification Search**
USPC D4/100, 116, 117, 132, 135, 136, 138;
D24/124, 125; D28/9, 13, 21, 63;
132/120, 219
CPC A46B 9/02; A46B 9/06; A46B 9/23; A46B
9/28; A46B 9/005; A46B 5/00; A46B
5/02; A46B 5/0029; A46B 5/0033; A46B
2200/104; A46B 17/04; A46D 1/00;
A46D 1/0238; A46D 1/0284

See application file for complete search history.

(56) **References Cited**

U.S. PATENT DOCUMENTS

D358,260 S *	5/1995	Chan	D4/138
D646,062 S *	10/2011	Leventhal	D4/100
D709,705 S *	7/2014	Brown	D4/136
D781,597 S *	3/2017	Treeby	D4/136

* cited by examiner

Primary Examiner — Wan Laymon

Assistant Examiner — Clint A Samuel

(74) *Attorney, Agent, or Firm* — Rosenberg, Klein & Lee

(57) **CLAIM**

The ornamental design for a hair comb, as shown and described.

DESCRIPTION

FIG. 1 is a perspective view of the hair comb showing my new design;
FIG. 2 is a front elevational view thereof;
FIG. 3 is a rear elevational view thereof;
FIG. 4 is a left side elevational view thereof;
FIG. 5 is a right side elevational view thereof;
FIG. 6 is a top plan view thereof, and
FIG. 7 is a bottom plan view thereof; and,
FIG. 8 is a further perspective view thereof.

1 Claim, 8 Drawing Sheets






FIG.1




FIG.2




FIG.3




FIG.4




FIG.5

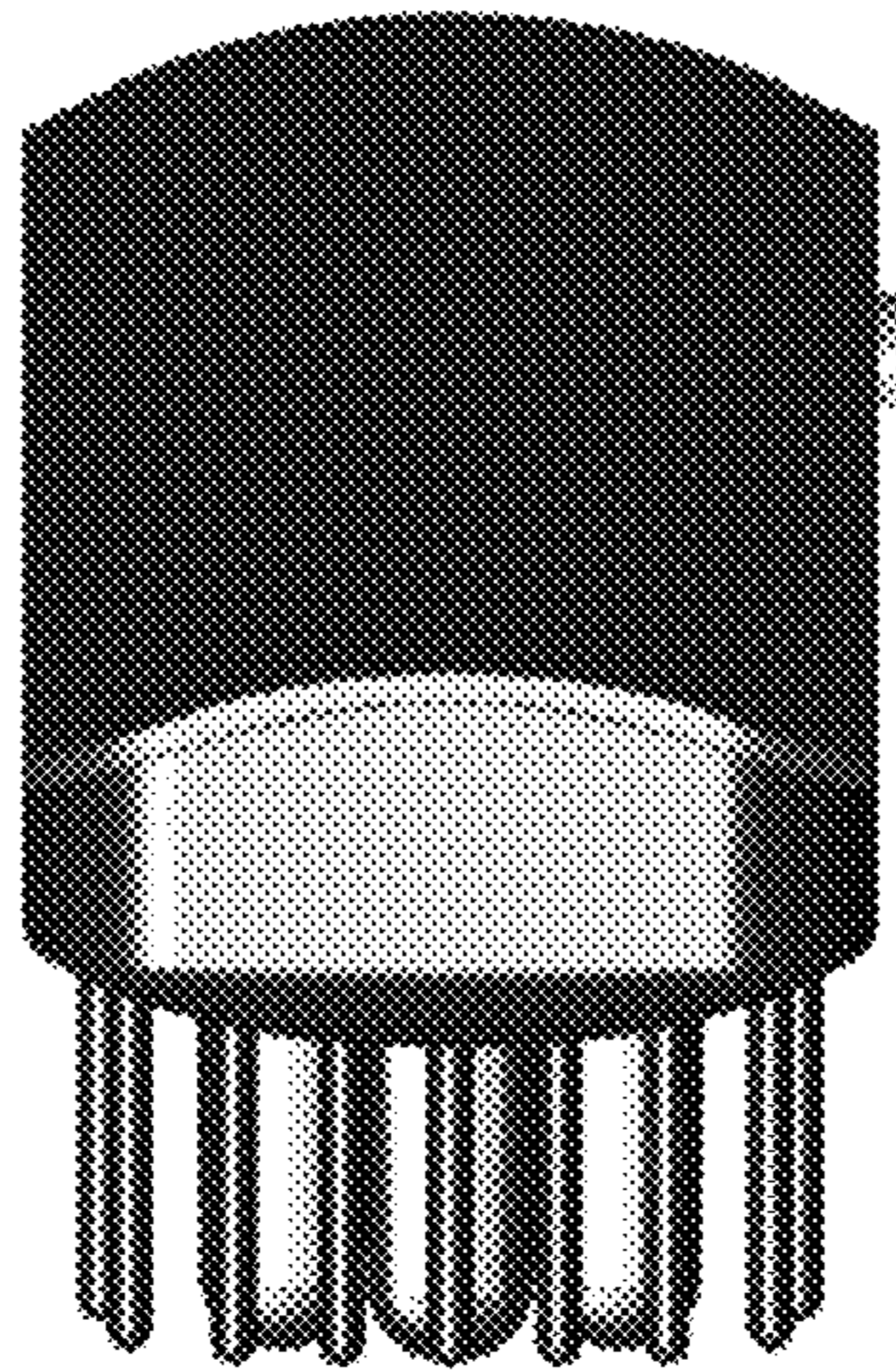


FIG.6




FIG.7




FIG.8