



US00D816326S

(12) **United States Design Patent** (10) **Patent No.:** **US D816,326 S**
Brenton (45) **Date of Patent:** **** May 1, 2018**

(54) **WEAPON CONCEALMENT HOLSTER**
(71) Applicant: **Westley D. Brenton**, Montgomery, TX (US)
(72) Inventor: **Westley D. Brenton**, Montgomery, TX (US)

8,302,827 B1 11/2012 Cole
8,381,953 B2 2/2013 Vennemeyer
D710,089 S * 8/2014 Lively D3/222
2006/0049224 A1 3/2006 Lin
2012/0292354 A1 11/2012 Baxley
2012/0305615 A1 12/2012 Craighead
2013/0015225 A1 1/2013 Hogue

(**) Term: **15 Years**
(21) Appl. No.: **29/600,424**
(22) Filed: **Apr. 12, 2017**

FOREIGN PATENT DOCUMENTS

EP 0840878 6/2002

* cited by examiner

Primary Examiner — Catherine R Oliver-Garcia
(74) *Attorney, Agent, or Firm* — Aaron R. Cramer;
Cramer Patent & Design, PLLC

Related U.S. Application Data

(63) Continuation-in-part of application No. 14/951,955, filed on Nov. 25, 2015, now abandoned.

(51) **LOC (11) Cl.** **03-01**
(52) **U.S. Cl.**
USPC **D3/222**

(57) **CLAIM**

The ornamental design for a weapon concealment holster, as shown and described.

(58) **Field of Classification Search**
USPC D3/222–223, 224, 226; 224/192–193, 224/191, 198, 243–245, 581–583, 624, 224/674–675, 607, 587, 677
CPC A45F 3/14; A45F 5/00; A45F 5/02; A45F 5/021; F41B 45/00; F41C 33/0227; F41C 33/0209; F41C 33/0263
See application file for complete search history.

DESCRIPTION

FIG. 1 is a front, top and left side perspective view of a weapon concealment holster, showing my new design; FIG. 2 is a rear, top and right side perspective view thereof; FIG. 3 is a front elevation view thereof; FIG. 4 is a rear elevation view thereof; FIG. 5 is a left elevation view thereof; FIG. 6 is a right elevation view thereof; FIG. 7 is a top plan view thereof; and, FIG. 8 is a bottom plan view thereof.

The circular broken lines indicate the boundary region of an attachment device such as a rivet and form no part of the claimed design.

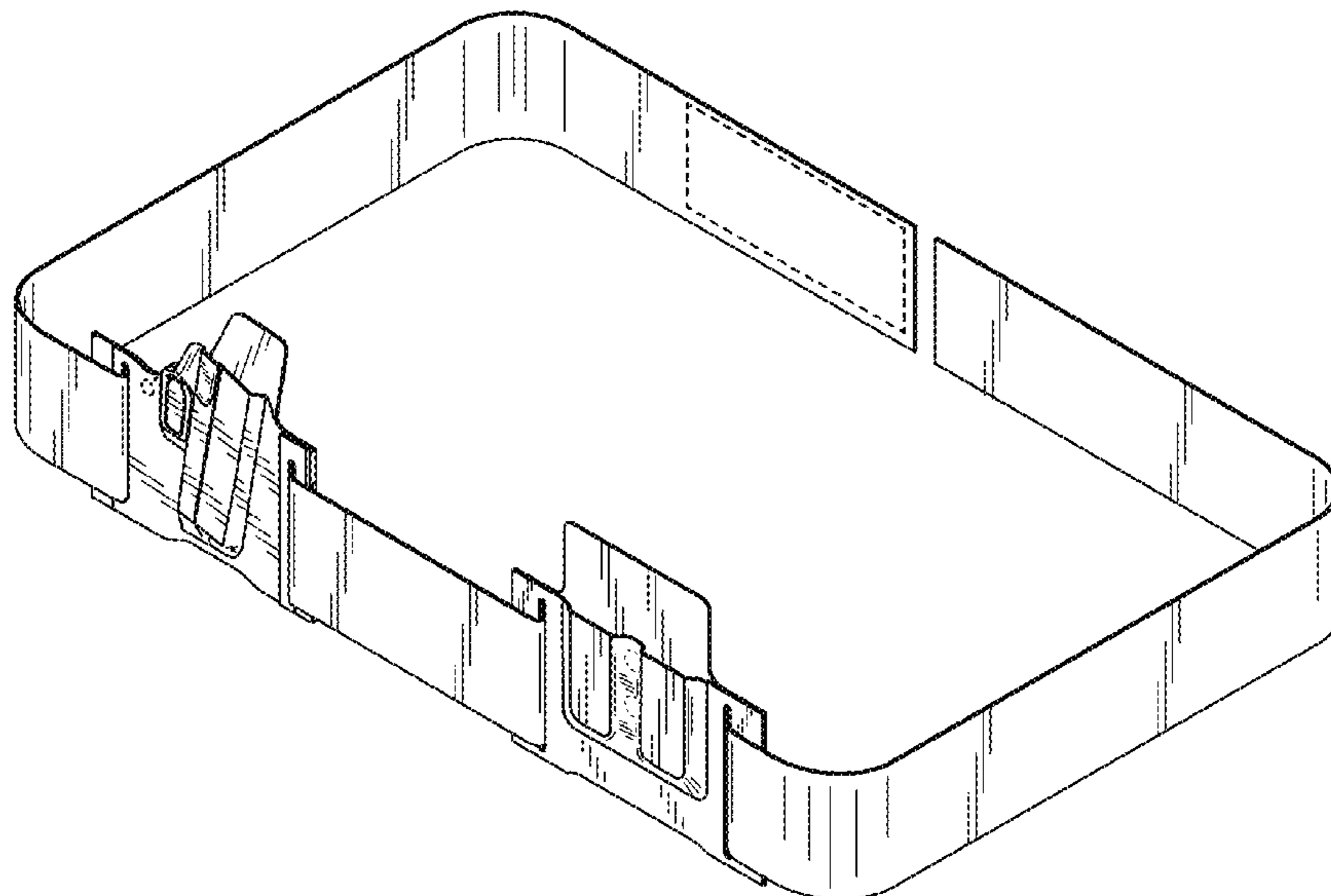
The rectangular broken lines indicate the boundary region of an attachment device such as hook-and-loop material and form no part of the claimed design.

(56) **References Cited**

U.S. PATENT DOCUMENTS

4,022,361 A 5/1977 Devlin
5,033,663 A 7/1991 Bianchi et al.
5,170,919 A 12/1992 DeSantis et al.
6,189,751 B1 2/2001 Tserng
6,402,001 B1 6/2002 Madarang
D469,249 S * 1/2003 Cain D3/215
D657,951 S * 4/2012 Davis D3/222
D658,364 S * 5/2012 Davis D3/222

1 Claim, 8 Drawing Sheets



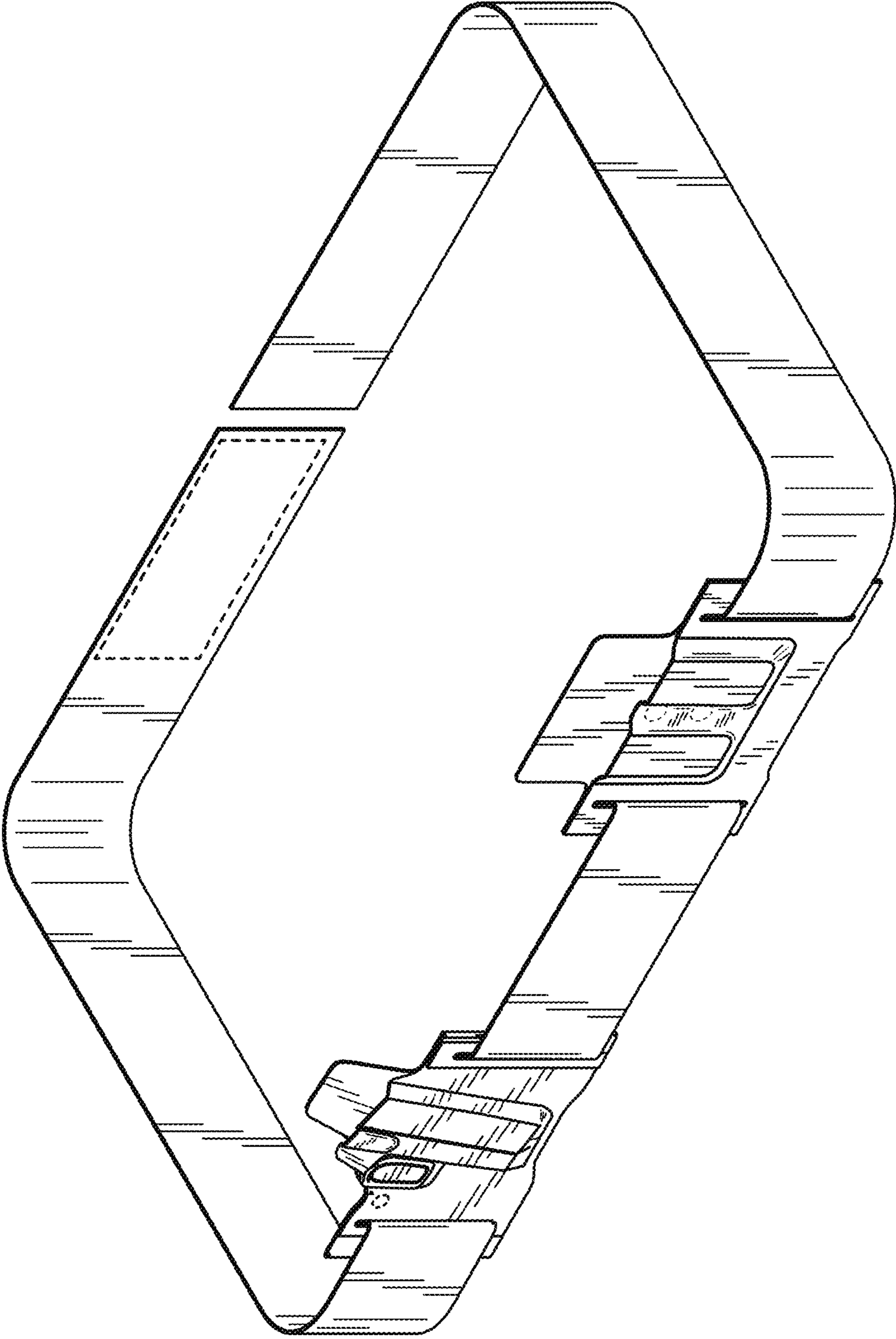


FIG. 1

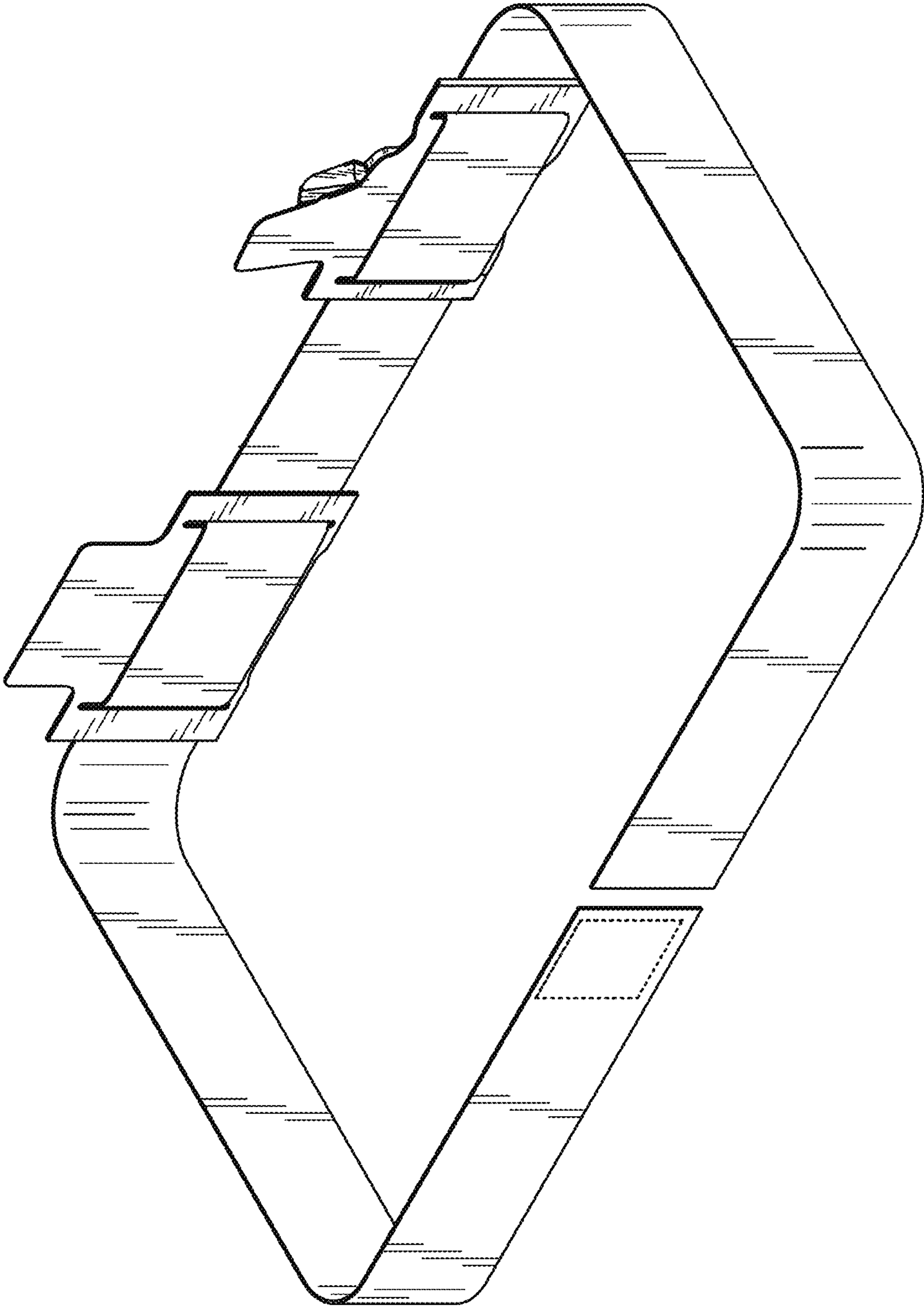


FIG. 2

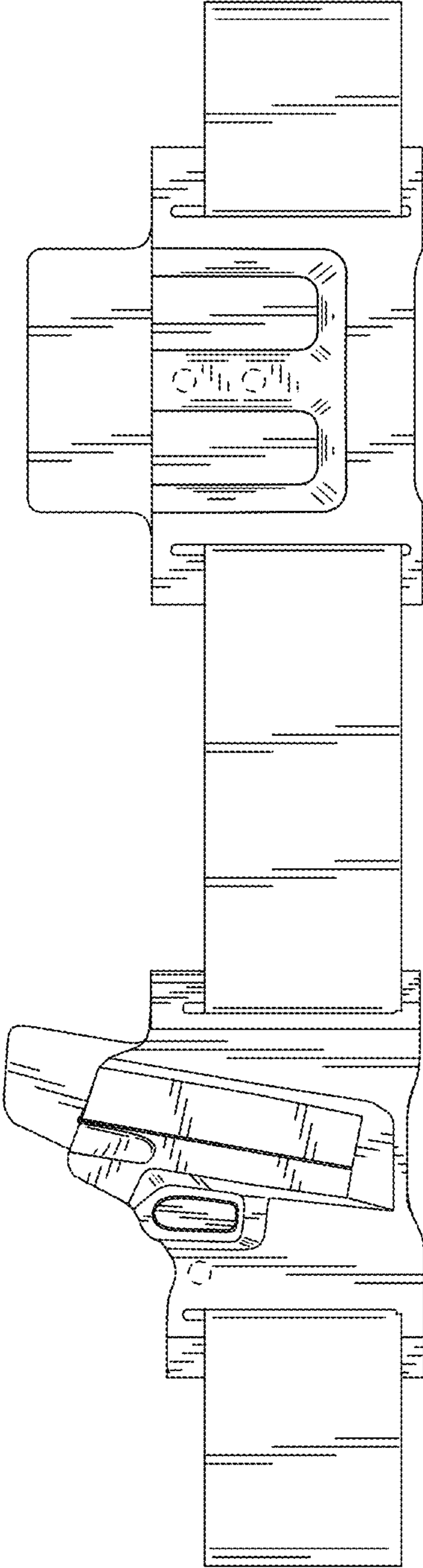


FIG. 3

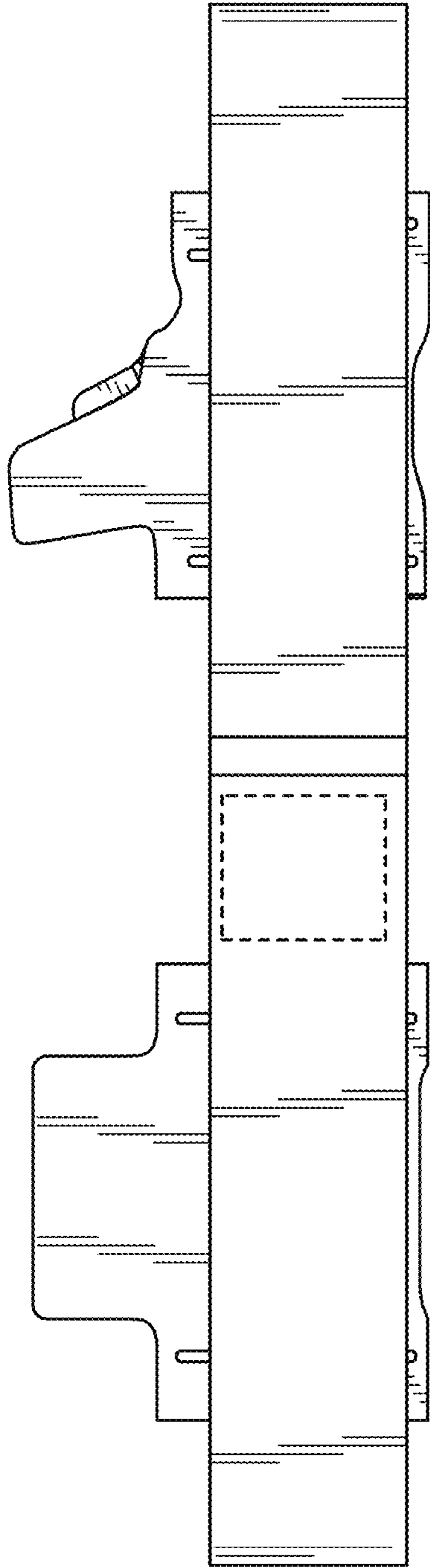


FIG. 4

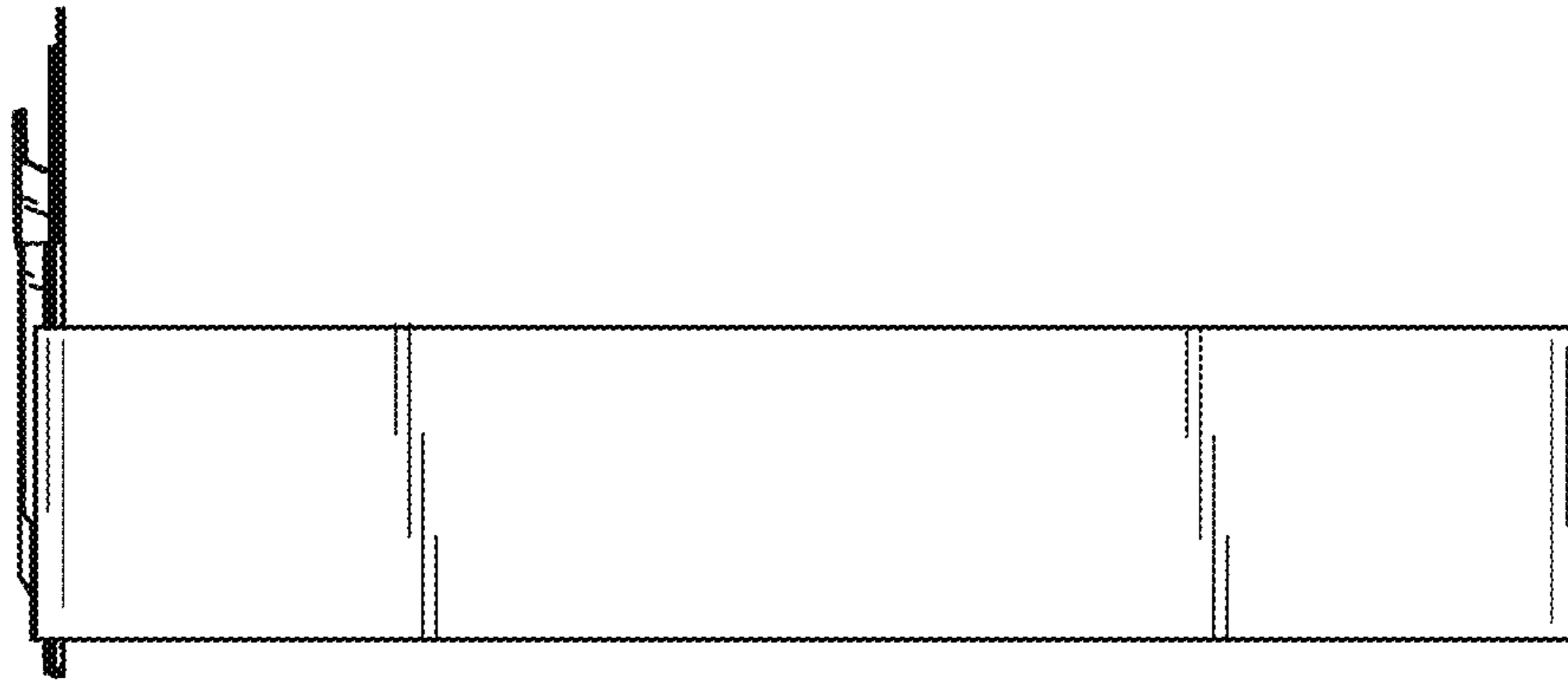


FIG. 5

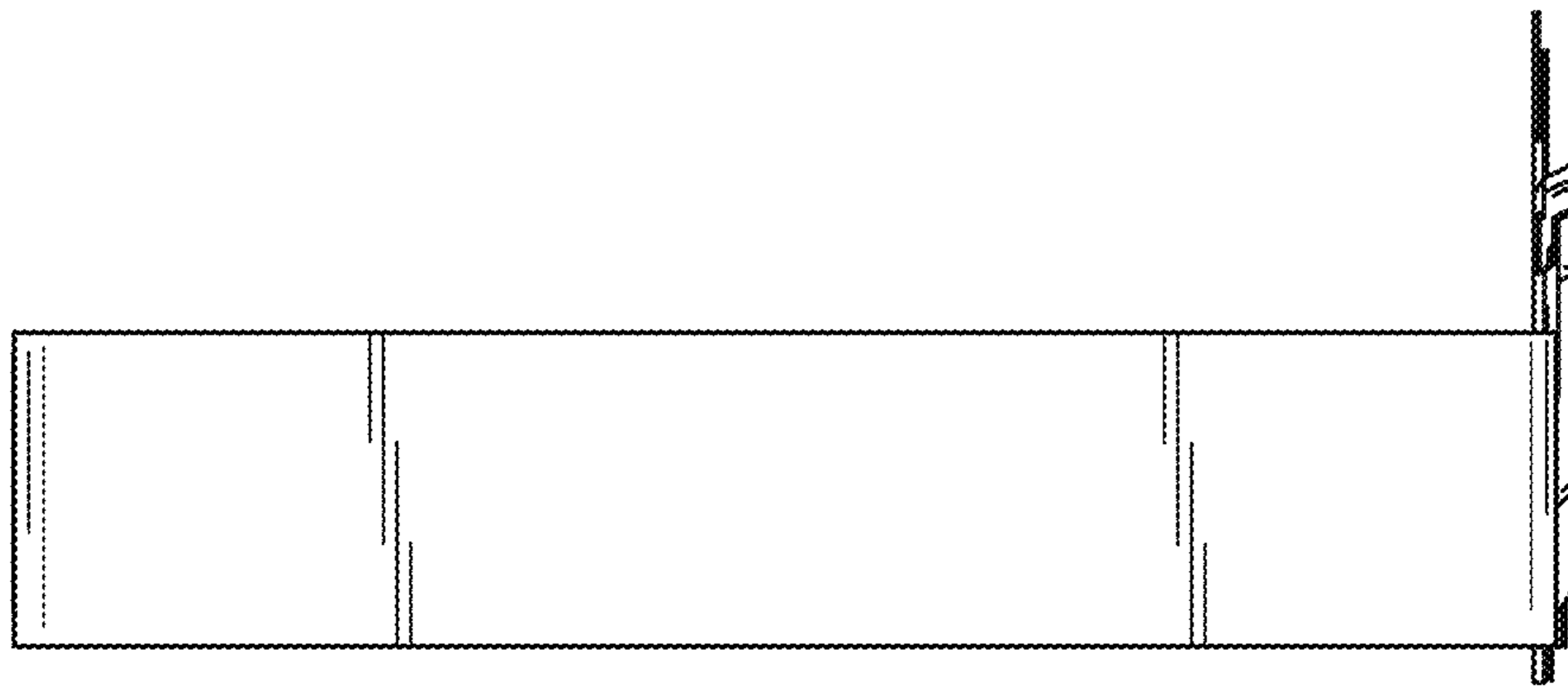


FIG. 6




FIG. 7




FIG. 8