



US00D816317S

(12) **United States Design Patent**
Nethongkome

(10) **Patent No.:** **US D816,317 S**

(45) **Date of Patent:** **** May 1, 2018**

(54) **SHOE UPPER**

(71) Applicant: **NIKE, Inc.**, Beaverton, OR (US)

(72) Inventor: **Benjamin Nethongkome**, Beaverton, OR (US)

(73) Assignee: **NIKE, Inc.**, Beaverton, OR (US)

(**) Term: **15 Years**

(21) Appl. No.: **29/584,694**

(22) Filed: **Nov. 16, 2016**

(51) **LOC (11) Cl.** **02-04**

(52) **U.S. Cl.**
USPC **D2/973**

(58) **Field of Classification Search**
USPC D2/973, 975, 969, 902, 906-908, 944,
D2/946, 972, 974
CPC ... A43B 13/181; A43B 13/141; A43B 13/186;
A43B 13/188; A43B 23/00; A43B 23/02;
A43B 5/00; A43B 23/26; A43B 1/04;
A43B 7/00

See application file for complete search history.

(56) **References Cited**

U.S. PATENT DOCUMENTS

| | | | | | |
|------------|---|---------|-------------|-------|--------|
| D602,243 S | * | 10/2009 | Bradford | | D2/929 |
| D603,600 S | * | 11/2009 | Issler | | D2/925 |
| D632,884 S | * | 2/2011 | Issler | | D2/971 |
| D647,691 S | * | 11/2011 | Beckett | | D2/971 |
| D773,168 S | * | 12/2016 | Cin | | D2/973 |
| D789,665 S | * | 6/2017 | Seamarks | | D2/951 |
| D802,906 S | * | 11/2017 | Nethongkome | | D2/972 |

OTHER PUBLICATIONS

Assersion posted by NightWing2303 posted date Jun. 28, 2017, © WearTesters, [online], <https://weartesters.com/nike-basketball-launches-zoom-assersion/> (Year: 2017).*

First Look at Nike Kyrie 3 posted by Sneaker News posted date Nov. 16, 2016, © SneakerNews, [online], <https://sneakernews.com/2016/11/20/nike-kyrie-3/> (Year: 2016).*

* cited by examiner

Primary Examiner — Cynthia Ramirez

Assistant Examiner — Laura H Yu

(74) *Attorney, Agent, or Firm* — Shook, Hardy & Bacon L.L.P.

(57) **CLAIM**

The ornamental design for a shoe upper, as shown and described.

DESCRIPTION


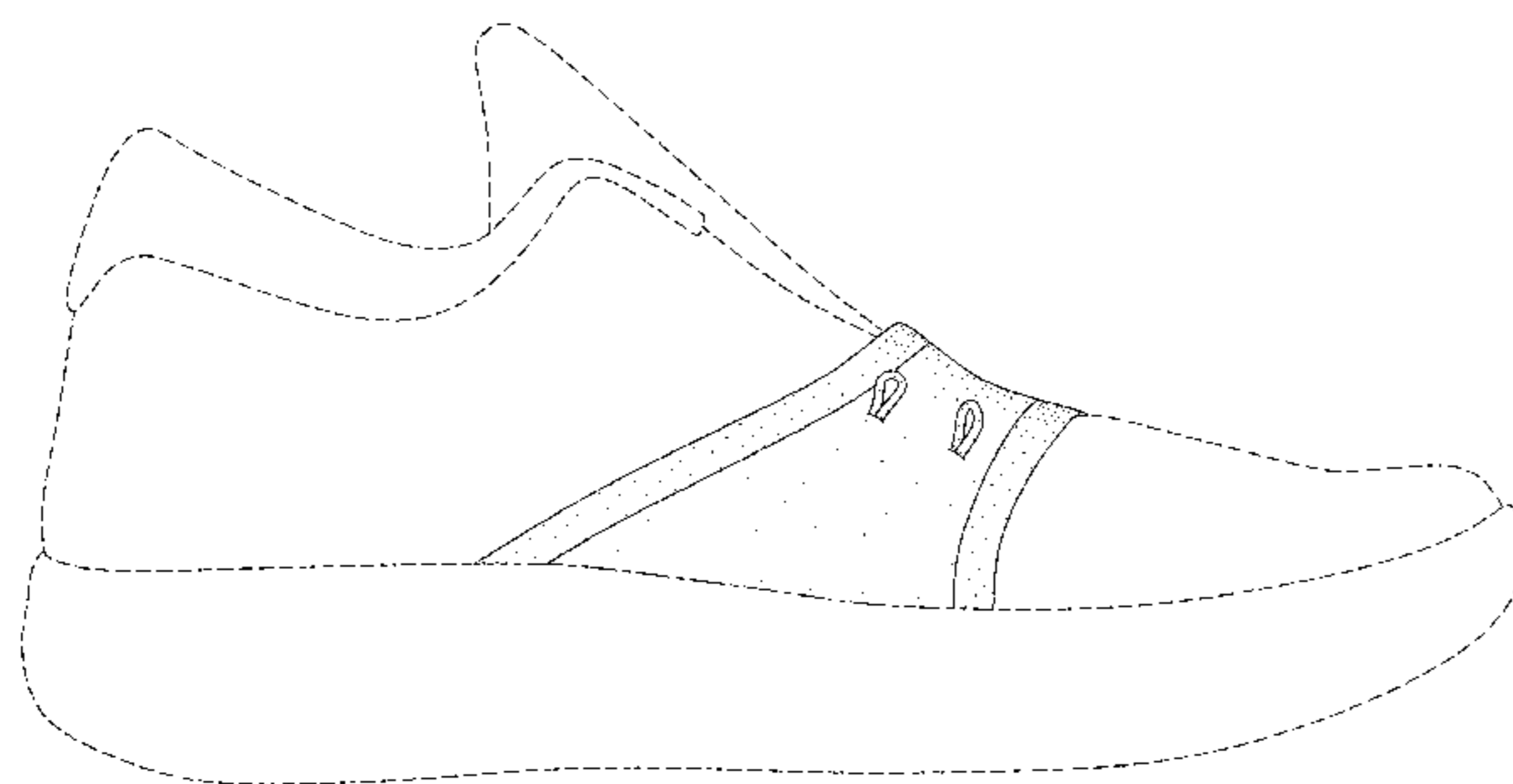
FIG. 1 is the first front perspective view of the shoe upper showing my new design;
FIG. 2 is a first side view thereof;
FIG. 3 is a second front perspective view thereof;
FIG. 4 is a second side view thereof; and,
FIG. 5 is a top view thereof.

The long and short broken lines are boundary lines, which define the bounds of the claimed design. These boundaries do not exist in reality in the article embodying the design. It is understood that the claimed design extends to these boundaries but does not include the boundaries.

The evenly-spaced broken lines shown in the drawings are directed to environment, are for informational purposes only, and form no part of the claimed design.

The contrast in shading within the claim boundary represents a contrast in appearance only and does not represent any particular color, material, texture or finish.

1 Claim, 5 Drawing Sheets



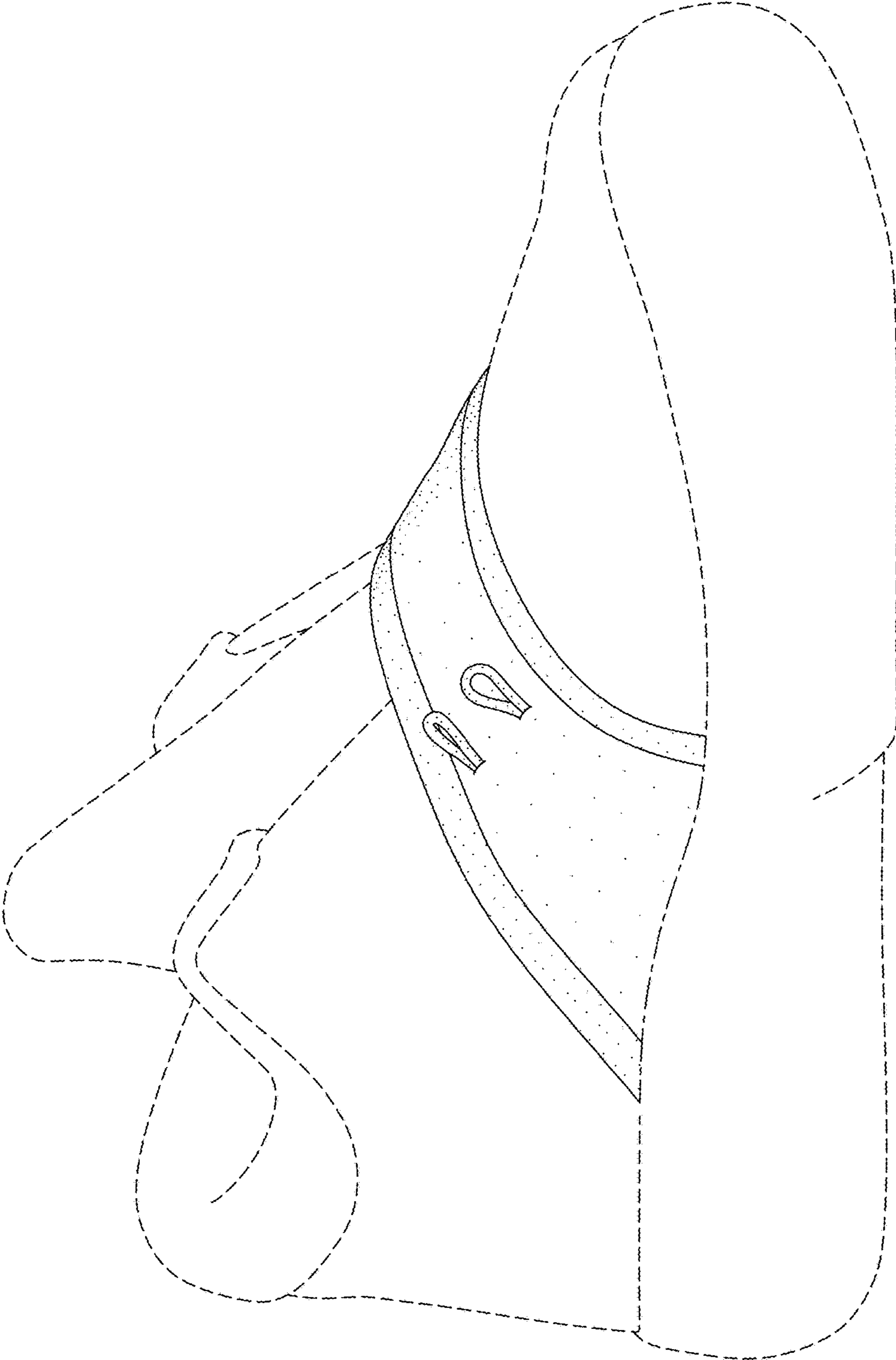


FIG. 1

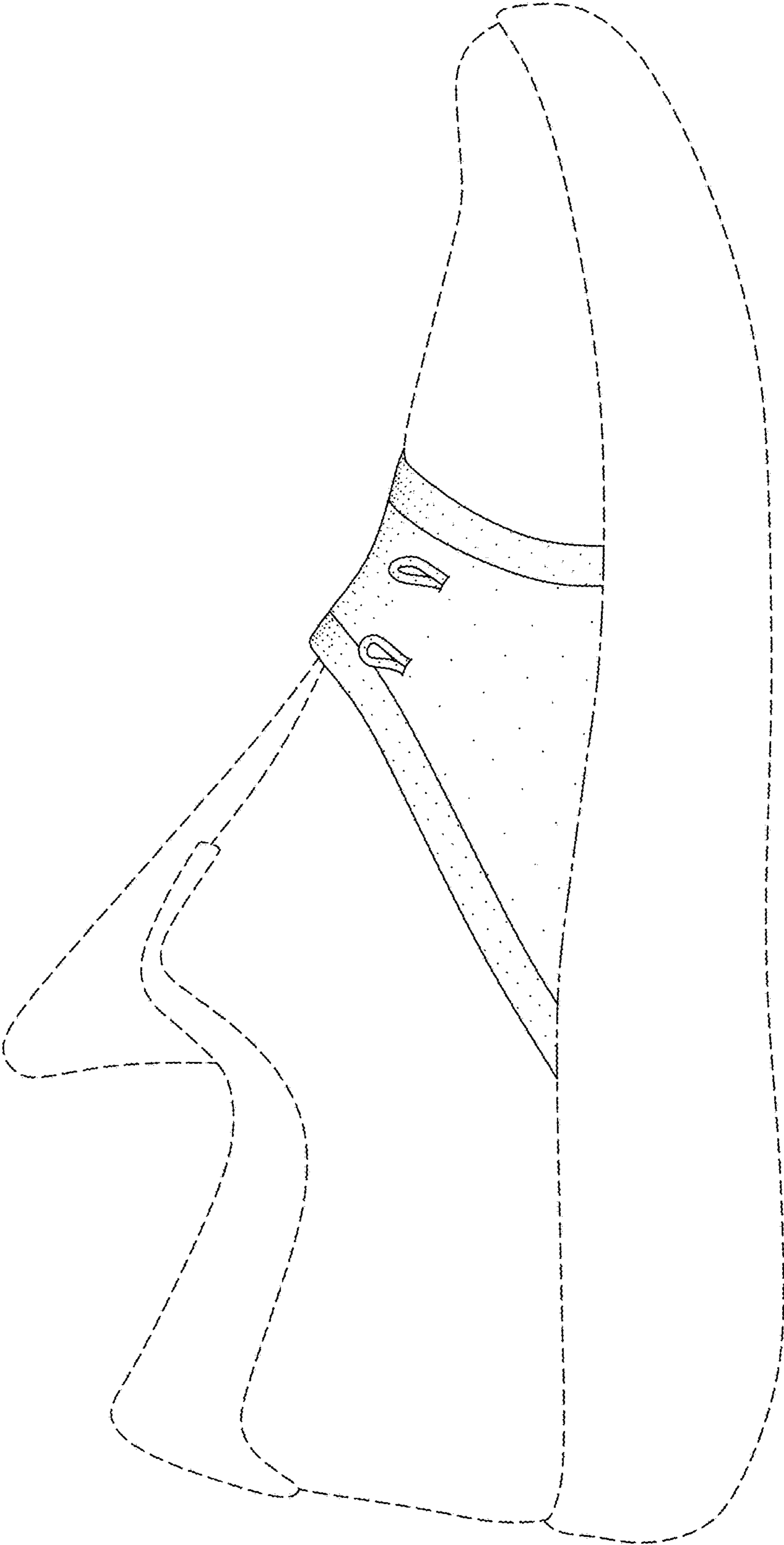


FIG. 2

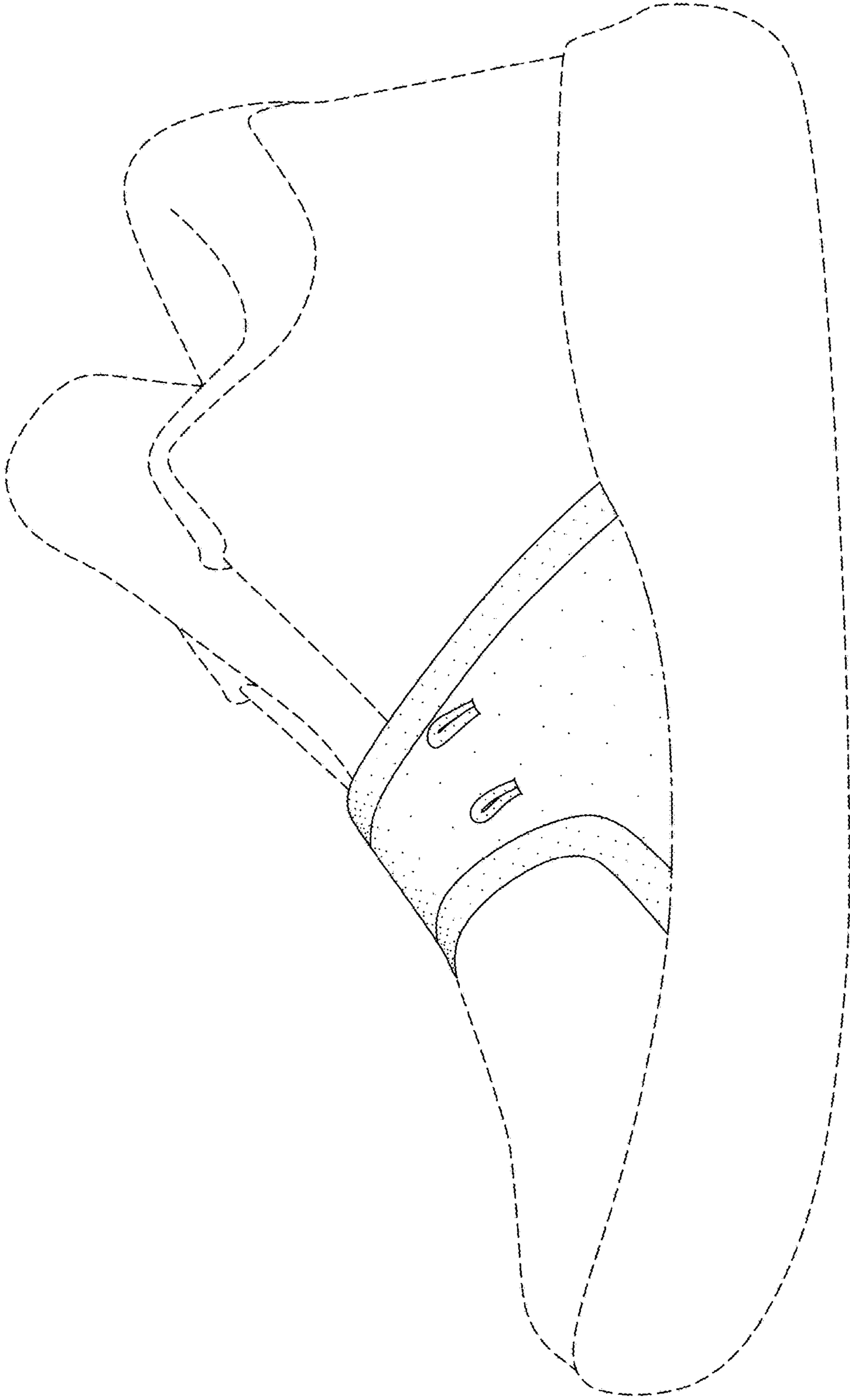


FIG. 3

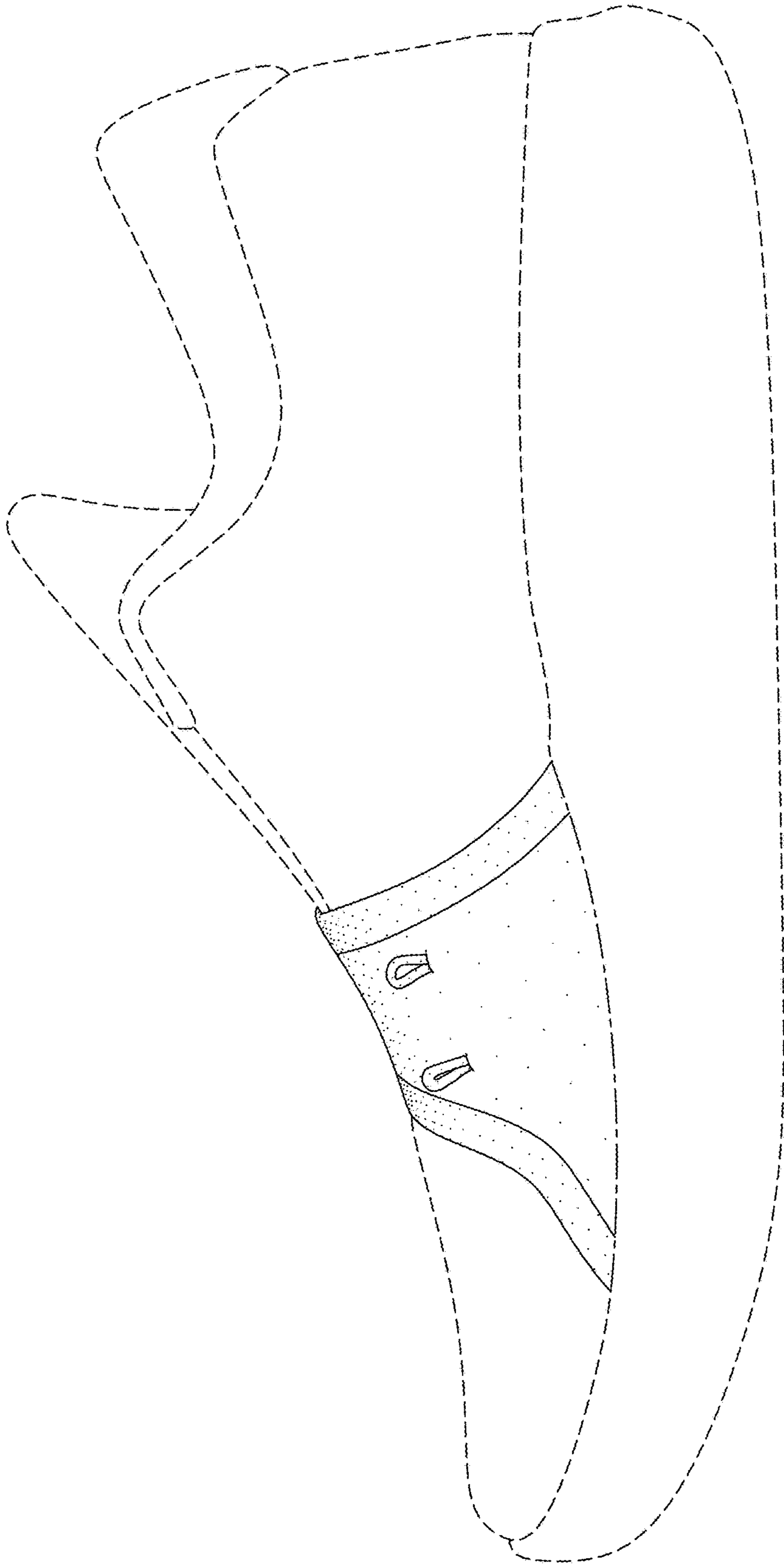


FIG. 4

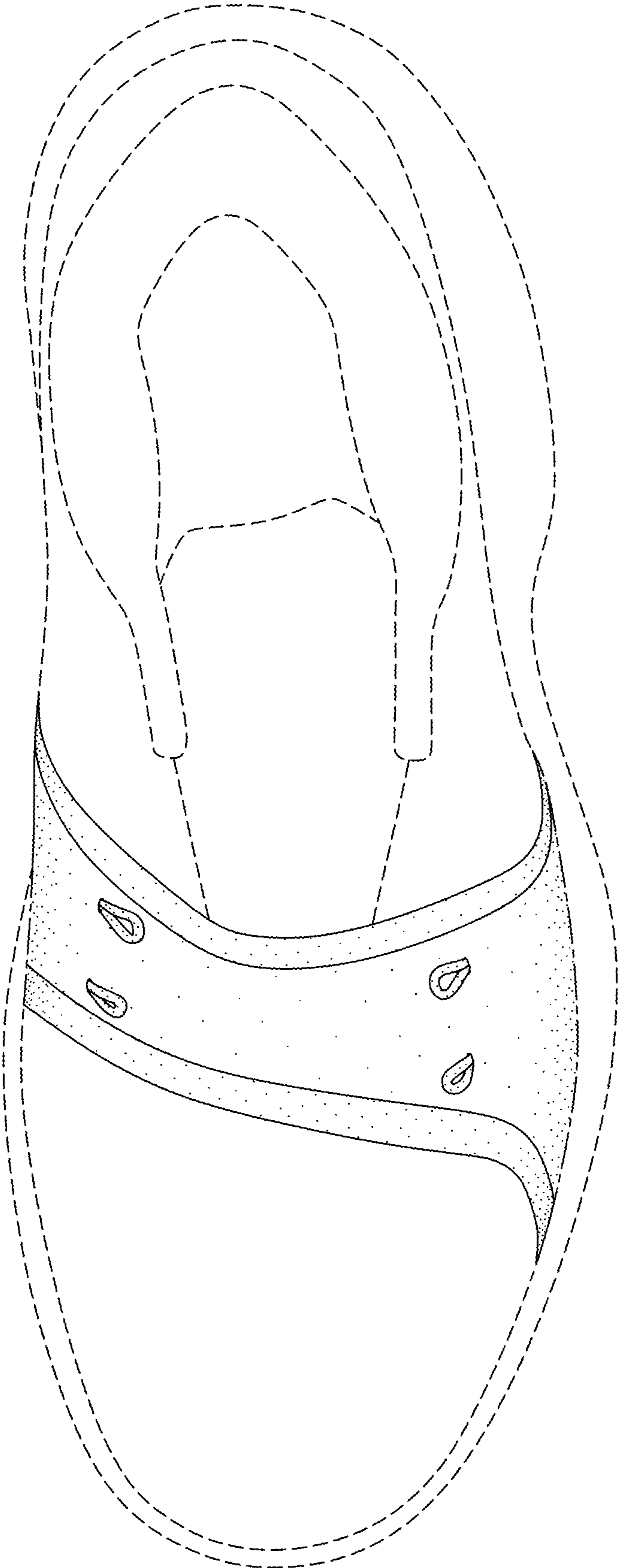


FIG. 5